



KUKKO
Quality Tools Inc.

A world **in motion**
since 1919!

Specialized in extractors



General Catalog

US
2018/2019

KUKKO Tool Program





KUKKO tool factory a world in motion since 1919!

KUKKO Werkzeugfabrik Kleinbongartz & Kaiser oHG is the manufacturer of extractor tools for users in trade and industry.


In 1919, Kleinbongartz & Kaiser oHG, the core company of today's KUKKO Group, was founded by Alfred Kleinbongartz and his brother-in-law Emil Kaiser in Remscheid, the centre of the German tool industry.

As of October 2013, the company location is in Hilden. KUKKO has been an independent, owner-run family company for four generations and is one of the world's leading producers of extractor tools of all kinds.

From the very beginning, KUKKO specialized in the development and manufacturing of extractor tools for the non-destructive dismantling of gears, bearings, ball bearings and similar components in all areas of technology.

To this day, the product lines, extractor tools and dismantling tools are the core business of the KUKKO Group.

Numerous German and foreign patents, registered designs, and utility models bear witness to the intensive, continuous and successful development work.

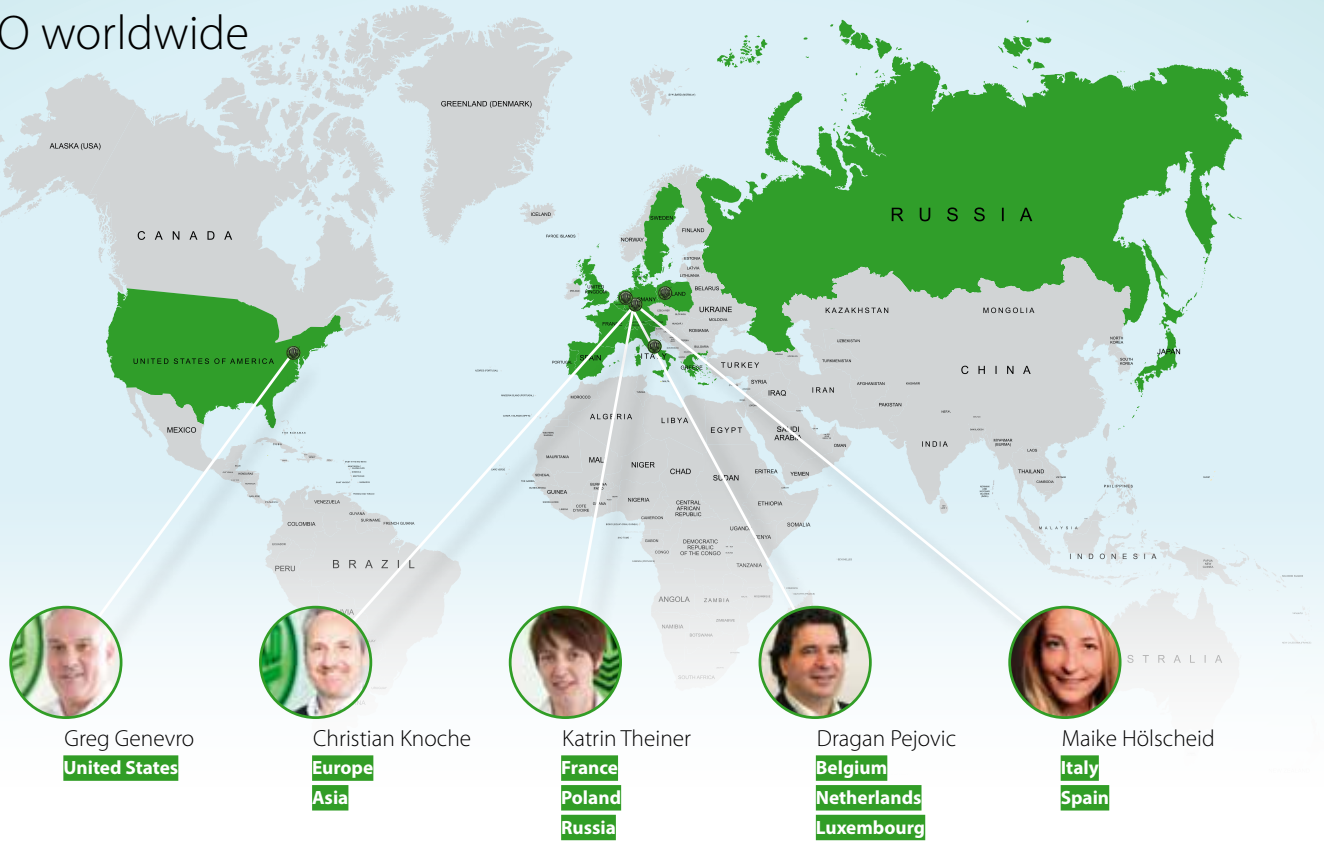


External extracting.....	10-71
Internal extracting.....	72-85
Separating.....	86-93
Ball bearing removal and fitting.....	94-105
Series 800.....	106-121
Nut splitting	122-125
Ball-joint extractors.....	126-139
Automotive special	140-157
Extractor	158-163
Others.....	164-167
Hydraulic.....	164-167
Workshop equipment	186-201
The 4 puller principles.....	9
Pulling Jaws Basics.....	194-199
Index.....	200-209
Explanation / Safety instructions.....	210-211

01	
02	
03	
04	
05	
06	
07	
08	
09	
10	
11	
12	
13	



KUKKO worldwide



Hilden Logistics Center

State-of-the-art storage technology - Global distribution - Supply capability as a success factor

An optimized organization, state-of-the-art data technology and the new, automated small parts warehouse at the Hilden location guarantee that 95 per cent of customer orders received at the factory are shipped within 24 hours. In the tool industry, this warehouse is the most modern of its kind. In addition to shipping, it also supplies our company's production.





Innovation, competence, quality, service and customer proximity

have for decades been the foundation of the company's success in the world's markets. More than 60% of production is exported and sold worldwide in more than 100 countries.

The success with more than 150 extractor types in more than 500 different implementation sizes has, over time, resulted in the KUKKO brand name becoming synonymous with extractor tools.

Strict adherence to the requirements of the customer benefit – as well its modernity, high technical competence, significant financial power, and timely customer service – has made KUKKO an esteemed partner of the retail trade and one of the top European system suppliers in the workshop area of the automotive industry.

Design and modeling

3D printing technology in the early design phase

The tradition of technical drawing on paper was digitalized a long time ago. Today, an engineer can use professional CAD applications for the design and construction of technical solutions. They can be used to create a virtual model of three-dimensional objects using a computer. One great advantage here is the spatial representation of the object as needed.



Meanwhile, it is also possible to quickly create the previously produced 3D model with cutting-edge printing technology early on in the design phase.





Knowledge management

Shorter distances, faster design

With the integration of Confluence into the operation, the current design status of any product can be viewed at any time. Using defined data on deadlines and allocation to teams and people, what is missing, who is responsible, and when the task must be completed can all be seen at a glance.

Project status and deadlines globally visualized.

The schedule for the development of a new tool is designed and established from the start through to completion. The clear allocation of tasks and their due dates help prevent unnecessary down times. The development phase is significantly optimized with Confluence.

The customer can also see the transparency of the product development. Specific customer projects can always be monitored and, if necessary, immediately corrected.





Puller guide

Use our guide to pullers to help quickly and safely select the right puller.

Not sure which puller is the right one for you? Our guide will ensure that you find the puller best suited for your application. Whether external pulling, interior extraction, separating pulling, or the fitting and removal of ball bearings, you can find the right tool for every application.

The guide also serves as a textbook for pulling applications and is available in seven languages.

You can find it under the download section in the service area of our website.



TURNUS catalogue

Our TURNUS line of products is specially designed for bolting, tensioning, clamping, striking, and marking jobs.

Any time you need to clamp something in place or mark something, the TURNUS catalogue has the solution for your application. Hand vises, screw clamps, door clamps, vises, screwdrivers, pin wrenches, punching and cutting, signing and marking as well as arc-free tools are part of the product range. You can download the current catalogue under downloads in the service area of www.KUKKO-tools.com. Our website also offers you fast access to all TURNUS products via the TURNUS products tab.





Information about the KUKKO product range

You can find this on our homepage www.KUKKO-tools.com

We have made plenty of information available for you in the download area. You will also find detailed information and application videos concerning the product.



Would you like to order spare parts? You can do this quickly and easily, because almost all the components are available and numbered as spare parts. In the service area of our homepage, you will find the spare parts list for downloading.

Videos

The videos will help you with any questions you may have about the application of our tools.

What is the proper way to use the tool? The application video is a quick illustration of the safe and correct use of our tools. Almost all our tools have a QR code that you can scan with your smartphone to directly access the corresponding video. All videos are provided directly on your YouTube channel www.youtube.com/kukkotools.



www.youtube.com/kukkotools

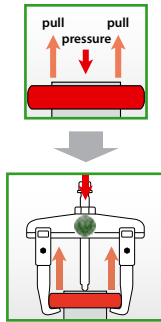




EXTERNAL



The part to be removed is on a shaft and is freely accessible from the outside!

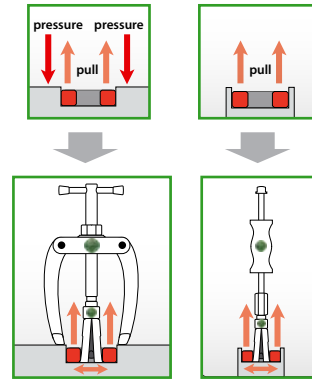


Use an **EXTERNAL** puller

INTERNAL



The part to be removed is in a recess!

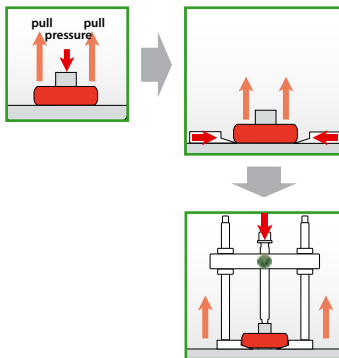


Use an **INTERNAL** puller

SEPARATING



The part to be removed is level. It is not possible to use standard puller jaws!



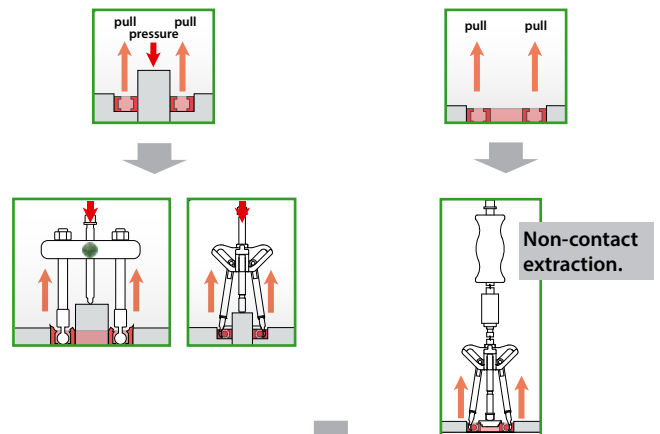
Use an **SEPARATING** device

BALL BEARING



A
The ball bearing is in a housing and on a shaft at the same time.

B
The ball bearing is inside a casing, but has no shaft for support.



Use an **BALL BEARING** extractor



PULLERS -

these original KUKKO designs have been known for decades and have proven themselves in a wide range of application areas worldwide. KUKKO has a very large range of various types of pullers.

Pullers with sliding, parallel jaws

- Parallel pulling hooks in every position, even with full load.
- Turning the pulling hooks enables them to be used both internally and externally.

Pullers with swivelling jaws

- The larger the pulling force, the stronger the puller hook's grip on the workpiece to be removed.

Pullers with self-centering jaws

- Automatic self-tensioning and self-centering pulling hooks auto grip.

Pullers with reversible jaws

- The pulling hooks are reversible and can be used on both sides with various different types of hooks.

Pullers with side clamp

- Clamps increase the pressure of the hooks significantly and prevent the puller from slipping.
- When the tension clamp is tightened, the pulling jaws grip below the part to be removed and loosen it before the actual removal process.

Pullers with adjustable jaws

- The Alligator conversions ensure that the pulling hooks can only be opened and closed by operating the adjustment spanner. The grip of the conversions is therefore as strong as an alligator's bite.





External extracting

Außen-Abziehen

01

Selection of the right external puller.....	12
Auswahl des richtigen Außen-Abziehers	
Pullers with sliding, parallel jaws.....	16
Abzieher mit gleitenden, immer parallelen Abzughaken	
Puller, high performance is guaranteed.....	33
Abzieher, extra kräftige Ausführung	
Jaws and accessories external pulling	36
Abzughaken und Zubehör für Aussen-Abzieher	
Spindle basics.....	42
Übersicht: Spindel	
Pullers with swivelling jaws.....	50
Abzieher mit schwenkbaren Abzughaken	
Pullers with self-centering jaws.....	56
Abzieher mit selbstzentrierenden Abzughaken	
Pullers with Auto-Snap.....	60
Abzieher mit Auto-Snap	
Puller with cone-driven spread adjuster.....	61
Abzieher mit konischer Selbstspannung	
Pullers with reversible jaws.....	62
Abzieher mit umkehrbaren Haken	
Pullers with side clamp.....	64
Abzieher mit seitlicher Spannzwinde	
Pullers with adjustable jaws.....	66
Abzieher mit voreinstellbaren Abzughaken	
Small part puller.....	67
Kleinteilabzieher	
Puller Economy.....	68
Abzieher Economy	





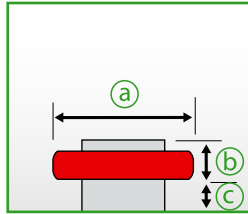
Selection of the right external puller



The part to be removed is on a shaft and is freely accessible from the outside!



1st step: Measuring the space available



- (a) diameter → defines the spreads
 - (b) depth → defines max. reach
 - (c) available space → defines the size of the puller jaw
- 📄 194-199

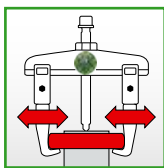
2nd step: Selection of the puller type

Requirement:

- The puller is used for various applications.
- The puller must be able to change characteristics e.g. increase the reach etc.

Recommendation of KUKKO

Puller with sliding, parallel puller jaws



The puller jaws can be moved continuously (even asymmetrically) on the cross-beam, and can be fixed to the cross-beam using a bolt connection or knurled knob.

Series available

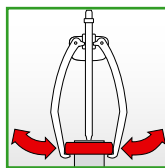
11 ; 20; 20+; 20-S; 20+S; 20-S-T
20-S+T; 30; 30+; 30-S; 30+S
30-S-T; 30-S+T; 110; 120; 130

Requirement:

- The same removal application is always used.

Recommendation of KUKKO

Puller with self-centering puller jaws (autogrip)



The two puller jaws are connected to each other. The pullers therefore ensure automatic self-tensioning and self-centering of the jaws.

Series available

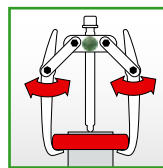
43; 44; 45; 482; 483; 844; 845

Requirement:

- The same removal application is always used.
- Same application at different depths.

Recommendation of KUKKO

Puller with swivel puller jaws



The jaws and the cross-beam are connected by movable brackets. As the spindle pulls, the jaws tense and tighten firmly. An additional option is swivel-jaws pullers. Reversing the puller jaws expands or reduces the reach.

Series available

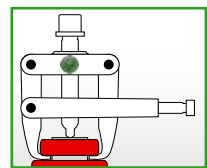
41; 42; 46; 47; 201; 203; 205
206; 207; 208; 209

Requirement:

- The bearing is flush.
- It is especially important that the puller arms do not slip off.

Recommendation of KUKKO

Puller with side tension clamps.



To remove fitting parts the puller jaws grab beneath the part to be removed when pulling on the side clamps and loosen the part even before the actual pulling process. The clamp presses the puller jaws securely onto the part to be removed. This ensures that the puller jaws do not slip off.

Series available

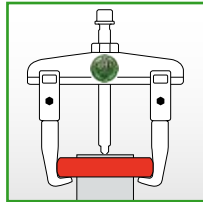
204; 210




3rd step: How much force is required?

A normal amount of pressure is required.

High pressure is required because the part to be removed is particularly secure, or rusted.



Puller with mechanical pressure spindle



Puller with long hydraulic spindle

4th step: Select model

The selected pulling tool normally states the necessary power and pulling force. However, in order to be absolutely sure, you should always choose the largest possible model for dimension ranges which cross over.

Detailed dimension and performance details for all models can be found at www.KUKKO-tools.com

For example:

1st step: Measuring the space available

Diameter: 142 mm / 120 mm / 135 mm
Depth: 135 mm / 120 mm / 220 mm
Available space: unlimited

2nd step: Selection of puller type

Specification: There must be pulled various bearings at different depths.
Target: We are looking for a puller which can be individually adapted.

According to the puller guide should be used pullers with sliding puller arms that are always parallel.

3rd step: How much force is needed?

The bearings are on the shaft.

According to the puller guide should be used a puller with a mechanical spindle.

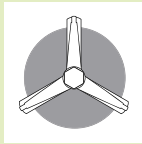
4th step: Select model

According to the KUKKO website choose the pullers from series 20 and 30 in size 2.

The decision falls to : 30-2+

Advantage:

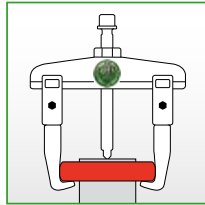
- with the 3-jaw model, you have the best possible load distribution and a particularly secure hold.
- You can adjust your puller to the relevant reach by buying the extensions.
- The quick adjusting capability allows the reach to be changed quickly.



You should always give a 3-jaw puller preference if the access conditions permit. The uniform load distribution guarantees a particularly secure hold on the to be extracted part.

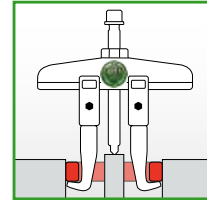
Mode of operation

STANDARD



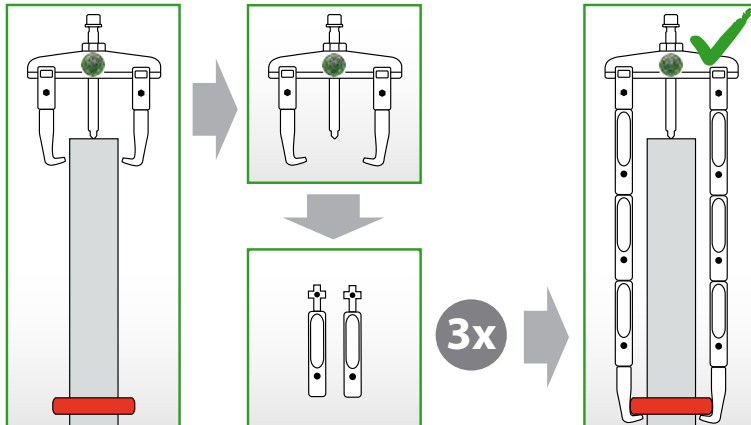
External pulling is the most common type of pulling. The part to be extracted such as a gear wheel, pulley or ball bearing, is gripped from the outside. The part is loosened from the shaft by the pull of the pressure screw.

as INTERNAL extractor



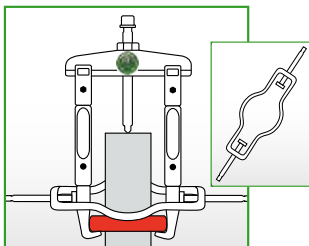
The external pullers can also be used as internal extractors by turning the jaws. **Important: When used as internal extractors, a fixed center point is required to brace the pressure screw of the products in these series.**

Accessories: Modular extensions



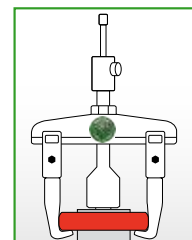
For the 20 and 30 series, we offer modular extensions. If the part to be removed sits deep on a shaft, jaw extensions will be needed.

Accessories: Side clamp



The side clamp is available separately (No. 219-1). It is attached to the puller jaw after the puller has been fitted and prevents slippage of the puller jaw under very high forces.

Accessories: Grease hydraulic pressure spindle

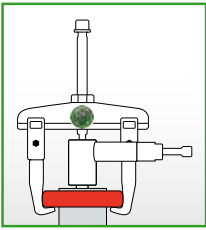


The hydraulic spindle ensures controlled and secure operating of 7-20 t. It uses the entire capability of the puller, over and above what can be achieved with a mechanical spindle. When replacing a mechanical spindle with a hydraulic one, there is also a considerable reduction in the drive force which needs to be used.



Sliding-arm pullers with constantly parallel jaws

Accessories: auxiliary grease hydraulic rams



For use with mechanical KUKKO pullers from size 3.

The auxiliary grease hydraulic rams are a good tool for significantly increasing the pressure when removing very secure parts. The hydraulic rams are simply secured between the spindle and shaft with the mechanical spindle.

No conversion of the puller is needed!

Accessories: Puller jaws

Pullers in series 20 and 30 can easily be adjusted using different puller jaws lengths and types.



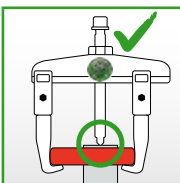
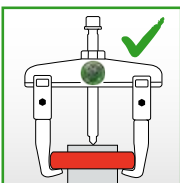
Which puller jaws are right for which puller?

- The puller jaws that start with **-1** ➔ fit all pullers of size **-1** and **-10**
- The puller jaws that start with **-2** ➔ fit all pullers of size **-2** and **-20**
- The puller jaws that start with **-3** ➔ fit all pullers of size **-3** and **-30**
- The puller jaws that start with **-3** ➔ can also use by the pullers of size **-4** and **-40**

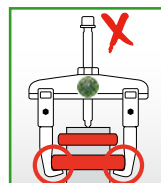
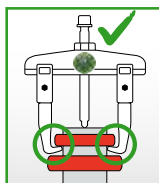
Example:

- 20-2** ➔ has the puller jaws 2-150-P
- ➔ can also use: 2-151-P; 2-152-P; 2-153-P
- ➔ can also use long puller jaws such as: 2-300-P; 2-301-P; 2-302-P; 2-303-P

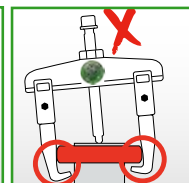
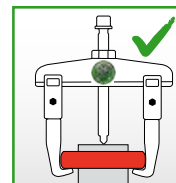
Safety instructions



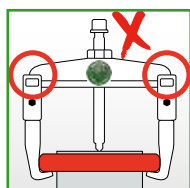
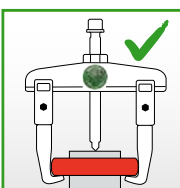
The puller must be centrally positioned for center shafts. If the shaft is not centered, pulling with parallel jaws may result asymmetrical pulling.



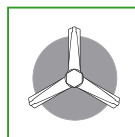
If there are several parts to be pulled, always remove them one-by-one. Never remove several parts simultaneously.



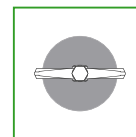
Jaws must always be positioned directly below the part to be removed.



The jaws must be set firmly and completely against the cross-beam.



If there is adequate free space around the part, we recommend a 3-jaw puller for optimal force distribution.



A 2-jaw puller is always used in situations where there is insufficient space for a 3-jaw puller.



Pullers with sliding, parallel jaws

2-jaw pullers

For removing bearings, gears, discs, etc.

20

- 20-1
- 20-10**
- 20-2
- 20-20
- 20-3
- 20-30
- 20-4
- 20-40



20-5









Description

- Standard pulling hook.
- Parallel pulling hooks in every position, even with full load.
- Pulling hooks with infinitely variable adjustment on the cross-beam.
- Optimal adjustment of the spindle to the shaft with 2-sided spindle tip.
- Mechanical pressure spindle

Advantage

- Can be installed on various pulling hooks and variable reach thanks to jaw extensions.
- Turning the pulling hooks enables them to be used both internally and externally.
- Suitable for pulling asymmetric workpieces.
- Spindle head band prevents the wrench from slipping off.
- Cross-beam, up to size -30, includes hexagonal profile for holding.

Art.-No.		 inch	 inch	 inch	max. US t	 max. ft lb	 x
20-1	-009433	2 3/4 - 5 1/2	3 1/2	3 7/8	4.5	59	2
20-10	-009921	2 3/4 - 7 1/8	4 3/4	3 7/8	4.5	59	2
20-2	-009501	3 7/8 - 8 5/8	6 3/8	5 7/8	6.5	110.5	2
20-20	-010088	3 7/8 - 10 1/4	7 7/8	5 7/8	6.5	110.5	2
20-3	-009686	7 1/8 - 13 3/8	9 7/8	7 7/8	9	221	2
20-30	-010163	7 1/8 - 17 3/8	13 3/4	7 7/8	9	221	2
20-4	-009761	7 7/8 - 23 3/8	20 1/2	7 7/8	1	295	2
20-40	-411861	7 7/8 - 28 3/8	25 5/8	11 7/8	1	295	2
20-5	-009846	13 3/8 - 40	29 1/2	15 3/4 - 27 5/8	16.5	479.5	2

Universal 2-jaw puller with long hydraulic spindle (including mechanical pressure screw)

For pulling particularly tight bearings, gears, discs, etc.

20-B









Description

- Grease hydraulics.
- Standard pulling hook.
- Parallel pulling hooks in every position, even with full load.
- Pulling hooks with infinitely variable adjustment on the cross-beam.
- Hydraulic and mechanical pressure screw.

Advantage

- Easy and even pulling for particularly tight parts.
- Variable reach thanks to jaw extensions, available up to a puller size of -30.
- Optional conversion to various jaw types for mechanical use.
- Turning the pulling hooks enables them to be used both internally and externally.
- Suitable for pulling asymmetric workpieces.

Art.-No.		 inch	 inch	 inch	 x	 US t	mit with
20-2-B	-885815	3 7/8 - 8 5/8	6 3/8	5 7/8	2	7.5	8-01
20-20-B	-885846	3 7/8 - 10 1/4	7 7/8	5 7/8	2	7.5	8-01
20-3-B	-885891	7 1/8 - 13 3/8	9 7/8	7 7/8	2	11	8-02
20-30-B	-885945	7 1/8 - 17 3/8	13 3/4	7 7/8	2	11	8-02
20-4-B	-885983	7 7/8 - 23 7/8	20 1/2	7 7/8	2	16.5	8-1-B
20-40-B	-886010	7 7/8 - 28 3/8	25 5/8	11 7/8	2	16.5	8-1-B



Universal 2-jaw puller with extended jaws

For removing bearings, gears, discs, etc.

20



Description

- Extended standard puller hook.
- Parallel pulling hooks in every position, even with full load.
- Pulling hooks with infinitely variable adjustment on the cross-beam.
- Optimal adjustment of the spindle to the shaft with 2-sided spindle tip.
- Mechanical pressure screw.

Advantage

- Can be installed on various pulling hooks and variable reach thanks to jaw extensions.
- Turning the pulling hooks enables them to be used both internally and externally.
- Suitable for pulling asymmetric workpieces.
- Spindle head band prevents the wrench from slipping off.
- Cross-beam, up to size -30, includes hexagonal profile for holding.

Art.-No.	4021176				J _x	max. US t
		inch	inch	inch		
20-1-2	-466311	2 3/4 - 5 1/2	3 1/2	7 7/8	2	4.5
20-1-25	-914362	2 3/4 - 5 1/2	3 1/2	9 7/8	2	4.5
20-1-4	-989643	2 3/4 - 5 1/2	3 1/2	15 3/4	2	4.5
20-10-2	-466496	2 3/4 - 7 1/8	4 3/4	7 7/8	2	4.5
20-10-25	-908682	2 3/4 - 7 1/8	4 3/4	9 7/8	2	4.5
20-10-4	-989650	2 3/4 - 7 1/8	4 3/4	15 3/4	2	4.5
20-2-3	-466564	3 7/8 - 8 5/8	6 3/8	11 7/8	2	6.5
20-20-3	-466649	3 7/8 - 10 1/4	7 7/8	11 7/8	2	6.5
20-3-25	-901188	7 1/8 - 13 3/8	9 7/8	9 7/8	2	9
20-3-3	-466724	7 1/8 - 13 3/8	9 7/8	11 7/8	2	9
20-3-4	-467066	7 1/8 - 13 3/8	9 7/8	15 3/4	2	9
20-3-5	-467301	7 1/8 - 13 3/8	9 7/8	19 3/4	2	9
20-30-3	-466809	7 1/8 - 17 3/8	13 3/4	11 7/8	2	9
20-30-4	-467141	7 1/8 - 17 3/8	13 3/4	15 3/4	2	9
20-30-5	-467486	7 1/8 - 17 3/8	13 3/4	19 3/4	2	9
20-4-3	-466984	7 7/8 - 23	20 1/2	11 7/8	2	1
20-4-4	-467226	7 7/8 - 23	20 1/2	15 3/4	2	1
20-4-5	-467554	7 7/8 - 23	20 1/2	19 3/4	2	1
20-40-4	-730641	7 7/8 - 28	25 5/8	15 3/4	2	1
20-40-5	-731976	7 7/8 - 28	25 5/8	19 3/4	2	1

Sales display for 2-jaw pullers

For removing bearings, gears, discs, etc.

20-ST



Description

- The sales and workshop stands enable 2-jaw pullers to be stored and presented safely.
- Standard pulling hook.
- Parallel pulling hooks in every position, even with full load.
- Pulling hooks with infinitely variable adjustment on the cross-beam.
- Optimal adjustment of the spindle to the shaft with 2-sided spindle tip.

Advantage

- Can be installed on various pulling hooks and variable reach thanks to jaw extensions.
- Turning the pulling hooks enables them to be used both internally and externally.
- Suitable for pulling asymmetric workpieces.
- Spindle head band prevents the wrench from slipping off.
- Cross-beam with hexagonal profile for good grip.

Art.-No.	4021176				J _x	max. US t		Stück pieces
		inch	inch	inch				
20-ST	-010248	2 3/4 - 13 3/8	3 1/2 - 9 7/8	3 7/8 - 7 7/8	2	4.5	20-1, 20-10, 20-2, 20-20, 20-3, 20-STL	5



Universal 2-jaw puller with long hydraulic spindle and extended jaws (including mechanical pressure screw)

ST

For pulling particularly tight bearings, gears, discs, etc.

20-B









Description

- Grease hydraulics.
- Extended standard puller hook.
- Parallel pulling hooks in every position, even with full load.
- Pulling hooks with infinitely variable adjustment on the cross-beam.
- Hydraulic and mechanical pressure screw.

Advantage

- Easy and even pulling for particularly tight parts.
- Optional conversion to various jaw types for mechanical use.
- Variable reach thanks to jaw extensions, available up to a puller size of -30.
- Turning the pulling hooks enables them to be used both internally and externally.
- Suitable for pulling asymmetric workpieces.

Art.-No.		 inch	 inch	 inch	 x	 US t	mit with
20-2-3-B	-885808	3 7/8 - 8 5/8	6 3/8	11 7/8	2	7.5	8-01
20-20-3-B	-885839	3 7/8 - 10 1/4	7 7/8	11 7/8	2	7.5	8-01
20-3-3-B	-885860	7 1/8 - 13 3/8	9 7/8	11 7/8	2	11	8-02
20-3-4-B	-885877	7 1/8 - 13 3/8	9 7/8	15 3/4	2	11	8-02
20-3-5-B	-885884	7 1/8 - 13 3/8	9 7/8	19 3/4	2	11	8-02
20-30-3-B	-885914	7 1/8 - 17 3/8	13 3/4	11 7/8	2	11	8-02
20-30-4-B	-885921	7 1/8 - 17 3/8	13 3/4	15 3/4	2	11	8-02
20-30-5-B	-885938	7 1/8 - 17 3/8	13 3/4	19 3/4	2	11	8-02
20-4-3-B	-885952	7 7/8 - 23	20 1/2	11 7/8	2	16.5	8-1-B
20-4-4-B	-885969	7 7/8 - 23	20 1/2	15 3/4	2	16.5	8-1-B
20-4-5-B	-885976	7 7/8 - 23	20 1/2	19 3/4	2	16.5	8-1-B
20-40-4-B	-885990	7 7/8 - 28 13/32	25 5/8	15 3/4	2	16.5	8-1-B
20-40-5-B	-886003	7 7/8 - 28 13/32	25 5/8	19 3/4	2	16.5	8-1-B

Universal 2-jaw puller, in set

For removing bearings, gears, discs, etc.

20-P








Description

- Standard pulling hooks in various lengths.
- Parallel pulling hooks in every position, even with full load.
- Pulling hooks with infinitely variable adjustment on the cross-beam.
- Optimal adjustment of the spindle to the shaft with 2-sided spindle tip.
- Mechanical pressure screw.

Advantage

- Variable reach thanks to optional jaw extensions.
- Can be installed on various pulling hooks.
- Turning the pulling hooks enables them to be used both internally and externally.
- Suitable for pulling asymmetric workpieces.
- Spindle head band prevents the wrench from slipping off.

Art.-No.		 inch	 inch	 inch	 x	max. US t	mit with
20-10-P3	-267611	2 3/4 - 7 1/8	4 3/4	3 7/8; 7 7/8; 9 7/8; 13 3/4	2	4.5	1-90-P, 1-190-P, 1-250-P
20-20-P2	-003004	3 7/8 - 10 1/4	7 7/8	5 7/8; 11 7/8	2	6.5	2-150-P, 2-300-P
20-30-P3	-003011	7 1/8 - 17 3/8	13 3/4	7 7/8; 11 7/8; 15 3/4	2	9	3-200-P, 3-300-P, 3-400-P



Set of universal 2- and 3-jaw pullers

For removing bearings, gears, discs, etc.

K-2030-10



Description

- 8 in 1 kit in the tried-and-tested KUKKO-L-Boxx-System.
- The set facilitates the assembly of eight different pulling device models through the combination of pulling jaws and extensions.
- Flexibility assured thanks to two-arm or three-arm design.
- Standard pulling hook.
- Jaw extensions.

Advantage

- Practical package for universal use.
- Variable reach thanks to optional jaw extensions.
- Can be installed on various pulling hooks.
- Turning the pulling hooks enables them to be used both internally and externally.
- Suitable for pulling asymmetric workpieces.

Art.-No.		inch	inch	inch	J x	max. US t		
K-2030-10	-974748	2 3/4 - 7 1/8	4 3/4 - 5 1/8	3 7/8 - 13 3/4	3	4.5	614250, 20-10-P3, 30-10-P3	L-Boxx

ST

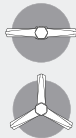
01



Set of universal 2- and 3-jaw pullers

For removing large bearings, gears, discs, etc.

K-2030-20



Description

- 7 in 1" kit in the tried-and-tested KUKKO-L-Boxx system.
- The set facilitates the assembly of seven pulling device models through the combination of pulling jaws and extensions.
- The rugged construction is particularly suitable for large and heavy applications in industrial and commercial vehicles.
- Flexibility assured thanks to two-arm or three-arm design.
- Standard pulling hook.

Advantage

- Practical package for universal use.
- Variable reach thanks to optional jaw extensions.
- Can be installed on various pulling hooks.
- Turning the pulling hooks enables them to be used both internally and externally.
- Suitable for pulling asymmetric workpieces.

Art.-No.		inch	inch	J x	inch	max. US t	
K-2030-20	-123252	3 7/8 - 10 1/4	5 7/8 - 23 5/8	3	7 7/8	7.5	L-Boxx

ST

Universal hydraulic 2-jaw and 3-jaw puller set

For hydraulic removal of large bearings, gears, discs, etc.

K-2030-20-B



Description

- 14 in 1" kit in the tried-and-tested KUKKO-L-Boxx system.
- The set facilitates the assembly of 14 pulling device models through the combination of hydraulics, pulling jaws and extensions.
- The rugged construction is particularly suitable for large and heavy applications in industrial and commercial vehicles.
- Flexibility assured thanks to two-arm or three-arm design.
- Standard pulling hook.

Advantage

- Practical package for universal use.
- Variable reach thanks to optional jaw extensions.
- Optional conversion to various jaw types for mechanical use.
- Turning the pulling hooks enables them to be used both internally and externally.
- Suitable for pulling asymmetric workpieces.

Art.-No.		inch	inch	J x	inch	US t	mit with	
K-2030-20-B	-123269	3 7/8 - 10 1/4	5 7/8 - 23 5/8	3	7 7/8	7.5	8-01	L-Boxx

ST

KUKKO i-BOXX® AND L-BOXX® SYSTEM



- ▶ Save keeping of the tools in special foam
- ▶ Instructions in the cover always remain visible with:
 - Statement of contents
 - Usage diagrams
 - Safety notes
- ▶ If you register online, the manufacturer's guarantee increased to 5 years.
- ▶ KUKKO special sliding grease for pressure spindle included.
- ▶ Completeness - easy to check at a glance
- ▶ Connectable with the systems of other well known manufacturers

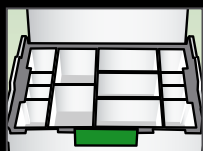


ONE SYSTEM. A LOT OF POSSIBILITIES.

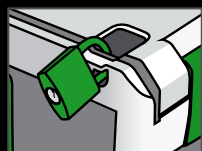
With the **KUKKO-i and L-BOXX-System** you get all opportunities. You can equip it with insert-boxes, thermo formed parts, foam inlets and different applications for the lid. Your tools, small parts or spare parts will be kept and transported safely and well arranged. The **KUKKO-i and L-BOXX-System** is the perfect mobile solution and can be integrated easily into most vehicles.



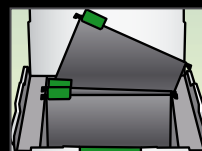
TOOLS



INSERT-BOXES



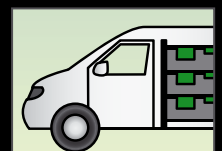
LOCKABLE



OFFICE



MAX. LOAD 100 KG



CAR HOLDER +
CRASHSAFE



Universal 3-jaw pullers

For removing bearings, gears, discs, etc.

30








Description

- Standard pulling hook.
- Parallel pulling hooks in every position, even with full load.
- Pulling hooks with infinitely variable adjustment on the cross-beam.
- Optimal adjustment of the spindle to the shaft with 2-sided spindle tip.
- Mechanical pressure screw.

Advantage

- Can be installed on various pulling hooks and variable reach thanks to jaw extensions.
- Turning the pulling hooks enables them to be used both internally and externally.
- Suitable for pulling asymmetric workpieces.
- Spindle head band prevents the wrench from slipping off.
- Almost all components available as replacement parts, time-saving order process thanks to numbering system.

Art.-No.		 inch	 inch	 inch	 x	max. US t	max. ft lb
30-1	-013393	2 3/4 - 5 1/2	3 1/2	3 7/8	3	6.5	59
30-10	-013621	2 3/4 - 7 1/8	5 1/8	3 7/8	3	6.5	59
30-2	-013478	3 7/8 - 8 5/8	6 3/8	5 7/8	3	7.5	110.5
30-20	-013706	3 7/8 - 10 1/4	7 7/8	5 7/8	3	7.5	110.5
30-3	-013546	7 1/8 - 13 3/8	9 7/8	7 7/8	3	11	184
30-30	-303005	7 1/8 - 17 3/8	13 3/4	7 7/8	3	11	184
30-4	-303302	7 7/8 - 19 3/4	14 3/4	7 7/8	3	16.5	68.5
30-40	-303319	11 1/32 - 23 5/8	20 1/2	7 7/8	3	16.5	68.5
30-5	-303326	11 3/8 - 29 1/8	25 5/8	11 7/8 - 19 3/4	3	22	479.5

Universal 3-jaw puller with long hydraulic spindle

For pulling particularly tight bearings, gears, discs, etc.

30-B








Description

- Grease hydraulics.
- Standard pulling hook.
- Parallel pulling hooks in every position, even with full load.
- Pulling hooks with infinitely variable adjustment on the cross-beam.
- Hydraulic and mechanical pressure screw.

Advantage

- Easy and even pulling for particularly tight parts.
- Optional conversion to various jaw types for mechanical use.
- Adjustable depth thanks to jaw extensions, available up to a puller size of -30.
- Turning the pulling hooks enables them to be used both internally and externally.
- Suitable for pulling asymmetric workpieces.

Art.-No.		 inch	 inch	 inch	 x	 US t	mit with
30-2-B	-886317	3 7/8 - 8 5/8	6 3/8	5 7/8	3	7.5	8-01
30-20-B	-886348	3 7/8 - 10 1/4	7 7/8	5 7/8	3	7.5	8-01
30-3-B	-886393	7 1/8 - 13 3/8	9 7/8	7 7/8	3	11	8-02
30-30-B	-303104	7 1/8 - 17 3/8	13 3/4	7 7/8	3	11	8-02



Universal 3-jaw puller with extended jaws

ST

For removing bearings, gears, discs, etc.

30







Description

- Extended standard puller hook.
- Parallel pulling hooks in every position, even with full load.
- Pulling hooks with infinitely variable adjustment on the cross-beam.
- Optimal adjustment of the spindle to the shaft with 2-sided spindle tip.
- Mechanical pressure screw.

Advantage

- Can be installed on various pulling hooks and variable reach thanks to jaw extensions.
- Turning the pulling hooks enables them to be used both internally and externally.
- Suitable for pulling asymmetric workpieces.
- Spindle head band prevents the wrench from slipping off.
- Almost all components available as replacement parts, time-saving order process thanks to numbering system.

Art.-No.		 inch	 inch	 inch	J _x	max. US t
30-1-2	-730726	2 3/4 - 5 1/2	3 1/2	7 7/8	3	6.5
30-10-2	-730801	2 3/4 - 7 1/8	5 1/8	7 7/8	3	6.5
30-2-3	-730986	3 7/8 - 8 5/8	6 3/8	11 7/8	3	7.5
30-20-3	-731068	3 7/8 - 10 1/4	7 7/8	11 7/8	3	7.5
30-3-25	-901256	7 1/8 - 13 3/8	9 7/8	9 7/8	3	11
30-3-3	-731143	7 1/8 - 13 3/8	9 7/8	11 7/8	3	11
30-3-4	-731228	7 1/8 - 13 3/8	9 7/8	15 3/4	3	11
30-3-5	-731303	7 1/8 - 13 3/8	9 7/8	19 3/4	3	11

Universal 3-jaw puller with long hydraulic spindle and extended jaws (including mechanical pressure screw)

ST

For pulling particularly tight bearings, gears, discs, etc.

30-B








Description

- Grease hydraulics.
- Extended standard puller hook.
- Parallel pulling hooks in every position, even with full load.
- Pulling hooks with infinitely variable adjustment on the cross-beam.
- Hydraulic and mechanical pressure screw.

Advantage

- Easy and even pulling for particularly tight parts.
- Optional conversion to various jaw types for mechanical use.
- Adjustable depth thanks to jaw extensions, available up to a puller size of -30.
- Turning the pulling hooks enables them to be used both internally and externally.
- Suitable for pulling asymmetric workpieces.

Art.-No.		 inch	 inch	 inch	J _x	 US t	mit with
30-2-3-B	-886300	3 7/8 - 8 5/8	6 3/8	11 7/8	3	7.5	8-01
30-20-3-B	-886331	3 7/8 - 10 1/4	7 7/8	11 7/8	3	7.5	8-01
30-3-3-B	-886362	7 1/8 - 13 3/8	9 7/8	11 7/8	3	11	8-02
30-3-4-B	-886379	7 1/8 - 13 3/8	9 7/8	15 3/4	3	11	8-02
30-3-5-B	-886386	7 1/8 - 13 3/8	9 7/8	19 3/4	3	11	8-02



Universal 3-jaw puller-set

For removing bearings, gears, discs, etc.

30-P3



Description

- Standard pulling hooks in various lengths.
- Parallel pulling hooks in every position, even with full load.
- Pulling hooks with infinitely variable adjustment on the cross-beam.
- Optimal adjustment of the spindle to the shaft with 2-sided spindle tip.
- Mechanical pressure screw.

Advantage

- Variable reach thanks to optional jaw extensions.
- Can be installed on various pulling hooks.
- Turning the pulling hooks enables them to be used both internally and externally.
- Suitable for pulling asymmetric workpieces.
- Spindle head band prevents the wrench from slipping off.

Art.-No.		inch	inch	inch	J x	max. US t
30-10-P3	-111136	2 3/4 - 7 1/8	5 1/8	3 7/8; 7 7/8; 9 7/8; 13 3/4	3	6.5
30-20-P2	-111150	3 7/8 - 10 1/4	7 7/8	5 7/8; 11 7/8	3	7.5
30-3-P3	-111174	7 1/8 - 13 3/8	9 7/8	7 7/8; 11 7/8; 15 3/4	3	11

ST

01



Universal 2-jaw puller with narrow jaws

For removing bearings, gears, discs, etc. for tight or difficult-to-access spaces.

20-S



Description

- Thin pulling hooks.
- Parallel pulling hooks in every position, even with full load.
- Pulling hooks with infinitely variable adjustment on the cross-beam.
- Optimal adjustment of the spindle to the shaft with 2-sided spindle tip.
- Mechanical pressure screw.

Advantage

- The thin pulling hooks are suitable for narrow, difficult-to-access locations.
- Can be installed on various pulling hooks and variable reach thanks to jaw extensions.
- Turning the pulling hooks enables them to be used both internally and externally.
- Suitable for pulling asymmetric workpieces.
- Spindle head band prevents the wrench from slipping off.

Art.-No.		inch	inch	inch	J x	max. US t	max. ft lb
20-1-S	-757396	2 3/4 - 5 1/2	3 1/2	3 7/8	2	2.5	25.5
20-10-S	-757471	2 3/4 - 7 1/8	4 3/4	3 7/8	2	2.5	25.5
20-2-S	-727368	3 7/8 - 8 5/8	6 3/8	5 7/8	2	5.5	88.5
20-20-S	-727443	3 7/8 - 10 1/4	7 7/8	5 7/8	2	5.5	88.5
20-3-S	-727511	7 1/8 - 13 3/8	9 7/8	7 7/8	2	7.5	162
20-30-S	-727696	7 1/8 - 17 3/8	13 3/4	7 7/8	2	7.5	162

ST

Sales display for 2-jaw puller with narrow jaws

For removing bearings, gears, discs, etc. for tight or difficult-to-access spaces.

20-ST-S



Description

- The sales and workshop stands enable 2-jaw pullers to be stored and presented safely.
- Thin pulling hooks.
- Parallel pulling hooks in every position, even with full load.
- Pulling hooks with infinitely variable adjustment on the cross-beam.
- Optimal adjustment of the spindle to the shaft with 2-sided spindle tip.

Advantage

- The thin pulling hooks are suitable for narrow, difficult-to-access locations.
- Can be installed on various pulling hooks and variable reach thanks to jaw extensions.
- Turning the pulling hooks enables them to be used both internally and externally.
- Suitable for pulling asymmetric workpieces.
- Spindle head band prevents the wrench from slipping off.

Art.-No.		inch	inch	inch	J x	max. US t		Stück pieces
20-ST-S	-906282	2 3/4 - 13 3/8	4 - 9 7/8	3 7/8 - 7 7/8	2	2.5	20-1-S, 20-10-S, 20-2-S, 20-20-S, 20-3-S, 20-STL	5

ST



2-jaw puller with narrow jaw, in set

ST

For removing bearings, gears, discs, etc. for tight or difficult-to-access spaces.

20-SP



Description

- Thin pulling hooks in various lengths.
- Parallel pulling hooks in every position, even with full load.
- Pulling hooks with infinitely variable adjustment on the cross-beam.
- Optimal adjustment of the spindle to the shaft with 2-sided spindle tip.
- Mechanical pressure screw.

Advantage

- Variable reach thanks to optional jaw extensions.
- Can be installed on various pulling hooks.
- Turning the pulling hooks enables them to be used both internally and externally.
- Suitable for pulling asymmetric workpieces.
- Spindle head band prevents the wrench from slipping off.

Art.-No.		inch	inch	inch	J x	max. US t	mit with
20-10-SP	-461514	2 3/4 - 7 1/8	4 3/4	3 7/8; 7 7/8; 9 7/8; 13 3/4	2	2.5	1-91-P, 1-191-P, 1-251-P
20-20-SP	-701856	3 7/8 - 10 1/4	7 7/8	5 7/8; 11 7/8	2	5.5	2-151-P, 2-301-P
20-30-SP	-701931	7 1/8 - 17 3/8	13 3/4	7 7/8; 11 7/8; 15 3/4	2	7.5	3-201-P, 3-301-P, 3-401-P

Set of two- and three-arm pullers with narrow jaws

ST

For removing bearings, gears, discs, etc. for tight or difficult-to-access spaces.

K-2030-10-S



Description

- 8 in 1 kit in the tried-and-tested KUKKO-L-Boxx-System.
- The set facilitates the assembly of eight different pulling device models through the combination of pulling jaws and extensions.
- Flexibility assured thanks to two-arm or three-arm design.
- Thin pulling hooks.
- Jaw extensions.

Advantage

- Practical package for universal use.
- Can be installed on various pulling hooks and variable reach thanks to jaw extensions.
- Turning the pulling hooks enables them to be used both internally and externally.
- Suitable for pulling asymmetric workpieces.
- 2-jaw cross-beam with hexagonal profile for good grip.

Art.-No.		inch	inch	inch	J x	max. US t		
K-2030-10-S	-306181	2 3/4 - 7 1/8	4 3/4 - 5 1/8	3 7/8 - 13 3/4	3	3	614250, 20-10-SP, 30-10-SP	L-Boxx

Set of two- and three-arm pullers with narrow jaws

ST

For removing large bearings, gears, discs, etc. for tight or difficult-to-access spaces.

K-2030-20-S



Description

- 7 in 1" kit in the tried-and-tested KUKKO-L-Boxx system.
- The set facilitates the assembly of seven pulling device models through the combination of pulling jaws and extensions.
- Flexibility assured thanks to two-arm or three-arm design.
- Narrow pulling jaws.
- Jaw extensions.

Advantage

- Practical package for universal use.
- The thin pulling hooks are suitable for narrow, difficult-to-access locations.
- Variable reach thanks to optional jaw extensions.
- Can be installed on various pulling hooks.
- Turning the pulling hooks enables them to be used both internally and externally.

Art.-No.		inch	inch	inch	J x	max. US t	
K-2030-20-S	-123276	3 7/8 - 10 1/4	7 7/8	5 7/8 - 23 5/8	3	5.5	L-Boxx



Universal 3-jaw puller with narrow jaws

ST

01

For removing bearings, gears, discs, etc. for tight or difficult-to-access spaces.

30-S



Description

- Thin pulling hooks.
- Parallel pulling hooks in every position, even with full load.
- Pulling hooks with infinitely variable adjustment on the cross-beam.
- Optimal adjustment of the spindle to the shaft with 2-sided spindle tip.
- Mechanical pressure screw.

Advantage

- The thin pulling hooks are suitable for narrow, difficult-to-access locations.
- Can be installed on various pulling hooks and variable reach thanks to jaw extensions.
- Turning the pulling hooks enables them to be used both internally and externally.
- Suitable for pulling asymmetric workpieces.
- Spindle head band prevents the wrench from slipping off.

Art.-No.		inch	inch	inch	J x	max. US t	max. ft lb
30-1-S	-727771	2 3/4 - 5 1/2	3 1/2	3 7/8	3	3	29.5
30-10-S	-728198	2 3/4 - 7 1/8	5 1/8	3 7/8	3	3	29.5
30-2-S	-727856	3 7/8 - 8 5/8	6 3/8	5 7/8	3	5.5	88.5
30-20-S	-727931	3 7/8 - 10 1/4	7 7/8	5 7/8	3	5.5	88.5
30-3-S	-728013	7 1/8 - 13 3/8	9 7/8	7 7/8	3	7.5	162

Universal 3-jaw puller with narrow jaws, in set

ST

For removing bearings, gears, discs, etc. for tight or difficult-to-access spaces.

30-SP



Description

- Thin pulling hooks in various lengths.
- Parallel pulling hooks in every position, even with full load.
- Pulling hooks with infinitely variable adjustment on the cross-beam.
- Optimal adjustment of the spindle to the shaft with 2-sided spindle tip.
- Mechanical pressure screw.

Advantage

- The thin pulling hooks are suitable for narrow, difficult-to-access locations.
- Variable reach thanks to optional jaw extensions.
- Can be installed on various pulling hooks.
- Turning the pulling hooks enables them to be used both internally and externally.
- Suitable for pulling asymmetric workpieces.

Art.-No.		inch	inch	inch	J x	max. US t	max. ft lb	mit with
30-10-SP	-463839	2 3/4 - 7 1/8	5 1/8	3 7/8; 7 7/8; 9 7/8; 13 3/4	3	3	29.5	1-91-S, 1-191-S, 1-251-S
30-20-SP	-728273	3 7/8 - 10 1/4	7 7/8	5 7/8; 11 7/8	3	5.5	88.5	2-151-S, 2-301-S
30-3-SP	-728358	7 1/8 - 13 3/8	9 7/8	7 7/8; 11 7/8; 15 3/4	3	7.5	162	3-201-S, 3-301-S, 3-401-S

2- and 3-jaw puller set with two different pulling hooks types

ST

For universal use when pulling off transmission gears, bearings, pinions and synchronizer bodies.

K-2030-20+S



Description

- This set contains the basic equipment for the 2- and 3-arm pullers needed in every workshop. Additionally the set is now equipped with two pulling hook variants.
- The extensions included can increase the pullers' clamping depth up to max. 600 mm (2-arm puller 600 mm and 3-arm puller 450 mm).
- Two arm version for space-saving work. Three arms ensure even load distribution for an especially secure hold on the part to be pulled.
- In any position it is used, this model's design allows parallel pulling hooks, even under a full load.
- The part to be pulled lies only on the support surfaces of the pulling hooks and is pulled off gently.

Advantage

- Strong construction, high performance and long service life make it ideally suited for use in the commercial vehicle sector.
- By turning the pulling hooks, the pullers can be used both externally and internally.

Art.-No.		inch	inch	J x	inch	inch	inch	max. US t	max. ft lb
K-2030-20+S	-058677	3 7/8 - 10 1/4	5 7/8 - 23 5/8	3	7 7/8	7/8	14, 8 5/8	6.5	110.5

**2- and 3-jaw puller set with two different pulling hooks types and hydraulic spindle****ST**

For universal use when pulling off transmission gears, bearings, pinions and synchronizer bodies.

K-2030-20+S+B**Description**

- This set contains the basic equipment for the 2- and 3-arm pullers needed in every workshop. Additionally the set is now equipped with two pulling hook variants.
- The extensions included can increase the pullers' clamping depth up to max. 300 mm.
- Two arm version for space-saving work. Three arms ensure even load distribution for an especially secure hold on the part to be pulled.
- In any position it is used, this model's design allows parallel pulling hooks, even under a full load.
- The part to be pulled lies only on the support surfaces of the pulling hooks and is pulled off gently.

Advantage

- Strong construction, high performance and long service life make it ideally suited for use in the commercial vehicle sector.
- By turning the pulling hooks, the pullers can be used both externally and internally.

Art.-No.				J _x				max.	
		inch	inch		inch	inch	inch	US t	ft lb
K-2030-20+S+B	-487422	3 7/8 - 10 1/4	5 7/8 - 23 5/8	3	7 7/8	7/8	14,8 5/8	6.5	110.5

Universal 2-jaw puller with extremely narrow jaws**ST**

For removing gears, bearings, sprockets, synchronizer bodies, etc., in tight or difficult-to-access spaces.

20-S-T**Description**

- Extra-thin trapezoidal pulling hooks.
- Parallel pulling hooks in every position, even with full load.
- Pulling hooks with infinitely variable adjustment on the cross-beam.
- Optimal adjustment of the spindle to the shaft with 2-sided spindle tip.
- Mechanical pressure screw.

Advantage

- The narrow, trapezoidal pulling jaws are suitable for extremely narrow, difficult to access places.
- Can be installed on various pulling hooks and variable reach thanks to jaw extensions.
- Turning the pulling hooks enables them to be used both internally and externally.
- Suitable for pulling asymmetric workpieces.
- Spindle head band prevents the wrench from slipping off.

Art.-No.					J _x	max.	
		inch	inch	inch		US t	ft lb
20-1-S-T	-321641	2 3/4 - 5 1/2	3 1/2	3 7/8	2	2.5	25.5
20-10-S-T	-201097	2 3/4 - 7 1/8	4 3/4	3 7/8	2	2.5	25.5

2-jaw puller with extremely narrow jaws, in set**ST**

For removing gears, bearings, sprockets, synchronizer bodies, etc., in tight or difficult-to-access spaces.

20-SP-T**Description**

- Extra-thin trapezoidal pulling hooks.
- Parallel pulling hooks in every position, even with full load.
- Pulling hooks with infinitely variable adjustment on the cross-beam.
- Optimal adjustment of the spindle to the shaft with 2-sided spindle tip.
- Mechanical pressure screw.

Advantage

- The narrow, trapezoidal pulling jaws are suitable for extremely narrow, difficult to access places.
- Variable reach thanks to optional jaw extensions.
- Can be installed on various pulling hooks.
- Turning the pulling hooks enables them to be used both internally and externally.
- Suitable for pulling asymmetric workpieces.

Art.-No.					J _x	max.	mit with
		inch	inch	inch		US t	
20-10-SP-T	-321658	2 3/4 - 7 1/8	4 3/4	3 7/8; 7 7/8; 9 7/8; 13 3/4	2	2.5	1-94-P, 1-194-P, 1-254-P



Set of universal 2- and 3-jaw pullers with extremely narrow jaws

ST

For removing gears, bearings, sprockets, synchronizer bodies, etc., in tight or difficult-to-access spaces.

K-2030-10-S-T



Description

- 8 in 1 kit in the tried-and-tested KUKKO-L-Boxx-System.
- The set facilitates the assembly of eight different pulling device models through the combination of pulling jaws and extensions.
- Flexibility assured thanks to two-arm or three-arm design.
- Extra-thin trapezoidal pulling hooks.
- Jaw extensions.

Advantage

- Practical package for universal use.
- The narrow, trapezoidal pulling jaws are suitable for extremely narrow, difficult to access places.
- Variable reach thanks to optional jaw extensions.
- Can be installed on various pulling hooks.
- Turning the pulling hooks enables them to be used both internally and externally.

Art.-No.					J x	max. US t		
		inch	inch	inch				
K-2030-10-S-T	-852022	2 3/4 - 7 1/8	4 3/4 - 5 1/8	3 7/8 - 13 3/4	3	3	614250, 20-10-SP-T, 30-10-SP-T	L-Boxx

01



Universal 3-jaw puller with extremely narrow jaws

ST

For removing gears, bearings, sprockets, synchronizer bodies, etc., in tight or difficult-to-access spaces.

30-S-T



Description

- Extra-thin trapezoidal pulling hooks.
- Parallel pulling hooks in every position, even with full load.
- Pulling hooks with infinitely variable adjustment on the cross-beam.
- Optimal adjustment of the spindle to the shaft with 2-sided spindle tip.
- Mechanical pressure screw.

Advantage

- The narrow, trapezoidal pulling jaws are suitable for extremely narrow, difficult to access places.
- Can be installed on various pulling hooks and variable reach thanks to jaw extensions.
- Turning the pulling hooks enables them to be used both internally and externally.
- Suitable for pulling asymmetric workpieces.
- Spindle head band prevents the wrench from slipping off.

Art.-No.					J x	max. US t	
		inch	inch	inch			max. ft lb
30-1-S-T	-321689	2 3/4 - 5 1/2	3 1/2	3 7/8	3	3	29,5
30-10-S-T	-321696	2 3/4 - 7 1/8	5 1/8	3 7/8	3	3	29,5

3-jaw puller with extremely narrow jaws, in set

ST

For removing bearings, gears, discs, etc. for tight or difficult-to-access spaces.

30-SP-T



Description

- Extra-thin pulling hooks in various lengths.
- Parallel pulling hooks in every position, even with full load.
- Pulling hooks with infinitely variable adjustment on the cross-beam.
- Optimal adjustment of the spindle to the shaft with 2-sided spindle tip.
- Mechanical pressure screw.

Advantage

- The narrow, trapezoidal pulling jaws are suitable for extremely narrow, difficult to access places.
- Variable reach thanks to optional jaw extensions.
- Can be installed on various pulling hooks.
- Turning the pulling hooks enables them to be used both internally and externally.
- Suitable for pulling asymmetric workpieces.

Art.-No.				max. US t		mit with
		inch	inch		max. ft lb	
30-10-SP-T	-770272	5 1/8	3 7/8; 7 7/8; 9 7/8; 13 3/4	3	29,5	1-94-S, 1-194-S, 1-254-S



Universal 2-jaw puller with quick adjusting jaws

ST

For removing bearings, gears, discs, etc.

20+



Description

- Standard pulling hook with quick adjusting capability quick adjust.
- Parallel pulling hooks in every position, even with full load.
- Pulling hooks with infinitely variable adjustment on the cross-beam.
- Optimal adjustment of the spindle to the shaft with 2-sided spindle tip.
- Mechanical pressure screw.

Advantage

- A manual adjustment knurl allows rapid loosening and adjusting of the extractor jaws on the cross-beam without using a wrench.
- Can be installed on various pulling hooks and variable reach thanks to jaw extensions.
- Turning the pulling hooks enables them to be used both internally and externally.
- Suitable for pulling asymmetric workpieces.
- Spindle head band prevents the wrench from slipping off.

Art.-No.					J _x	max.	
		inch	inch	inch		US t	max. ft lb
20-1+	-644771	2 3/4 - 5 1/2	3 1/2	3 7/8	2	4.5	59
20-10+	-644856	2 3/4 - 7 1/8	4 3/4	3 7/8	2	4.5	59
20-2+	-644931	3 7/8 - 8 5/8	6 3/8	5 7/8	2	6.5	110.5
20-20+	-645013	3 7/8 - 10 1/4	7 7/8	5 7/8	2	6.5	110.5
20-3+	-645198	7 1/8 - 13 3/8	9 7/8	7 7/8	2	9	221
20-30+	-645273	7 1/8 - 17 3/8	13 3/4	7 7/8	2	9	221

Universal 2-jaw puller with long hydraulic spindle and quick adjusting jaws (including mechanical pressure screw)

ST

For pulling particularly tight bearings, gears, discs, etc.

20+B



Description

- Grease hydraulics.
- Standard pulling hook with quick adjusting capability quick adjust.
- Parallel pulling hooks in every position, even with full load.
- Pulling hooks with infinitely variable adjustment on the cross-beam.
- Hydraulic and mechanical pressure screw.

Advantage

- Easy and even pulling for particularly tight parts.
- A manual adjustment knurl allows rapid loosening and adjusting of the extractor jaws on the cross-beam without using a wrench.
- Optional conversion to various jaw types for mechanical use.
- Variable reach thanks to jaw extensions, available up to a puller size of -30.
- Turning the pulling hooks enables them to be used both internally and externally.

Art.-No.					J _x		mit
		inch	inch	inch		US t	with
20-2+B	-885792	3 7/8 - 8 5/8	6 3/8	5 7/8	2	7.5	8-01
20-20+B	-885822	3 7/8 - 10 1/4	7 7/8	5 7/8	2	7.5	8-01
20-3+B	-885853	7 1/8 - 13 3/8	9 7/8	7 7/8	2	11	8-02
20-30+B	-885907	7 1/8 - 17 3/8	13 3/4	7 7/8	2	11	8-02

Sales display for 2-jaw pullers

ST

For removing bearings, gears, discs, etc.

20-ST+



Description

- The sales and workshop stands enable 2-jaw pullers to be stored and presented safely.
- Standard pulling hook with quick adjusting capability quick adjust.
- Parallel pulling hooks in every position, even with full load.
- Pulling hooks with infinitely variable adjustment on the cross-beam.
- Optimal adjustment of the spindle to the shaft with 2-sided spindle tip.

Advantage

- A manual adjustment knurl allows rapid loosening and adjusting of the extractor jaws on the cross-beam without using a wrench.
- Can be installed on various pulling hooks and variable reach thanks to jaw extensions.
- Turning the pulling hooks enables them to be used both internally and externally.
- Suitable for pulling asymmetric workpieces.
- Spindle head band prevents the wrench from slipping off.

Art.-No.					J _x	max.		Stück
		inch	inch	inch		US t		pieces
20-ST+	-668944	2 3/4 - 13 3/8	4 - 9 7/8	3 7/8 - 7 7/8	2	4.5	20-1+, 20-10+, 20-2+, 20-20+, 20-3+, 20-STL	5

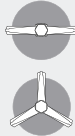


Universal 2-jaw and 3-jaw puller set with quick-adjusting pulling jaws

ST

For removing bearings, gears, discs, etc.

K-2030-10+



Description

- 8 in 1 kit in the tried-and-tested KUKKO-L-Boxx-System.
- The set facilitates the assembly of eight different pulling device models through the combination of pulling jaws and extensions.
- Flexibility assured thanks to two-arm or three-arm design.
- If there is adequate free space around the part to be removed, we recommend using a 3-jaw puller.
- Standard pulling hooks in various lengths with quick adjusting capability quick adjust.

Advantage

- Practical package for universal use.
- Variable reach thanks to optional jaw extensions.
- Turning the pulling hooks enables them to be used both internally and externally.
- Suitable for pulling asymmetric workpieces.
- 2-jaw cross-beam with hexagonal profile for good grip.

Art.-No.		inch	inch	inch	x	max. US t		
K-2030-10+	-001697	2 3/4 - 7 1/8	4 3/4 - 5 1/8	3 7/8 - 13 3/4	3	4.5	20-10+, 30-10-T, 614250, 1-92-E, 1-192-S, 1-252-S	L-Boxx

01



Universal puller set with separator

ST

For removing and separating ball bearings, roller bearings, inner rings and other flush parts.

K-20-15



Description

- 7 in 1" kit in the tried-and-tested KUKKO-L-Boxx system.
- Pulling hook with quick adjusting capability quick adjust.
- Jaw extensions.
- Parallel pulling hooks in every position, even with full load.

Advantage

- Practical package for universal use.
- Easy and even pulling for particularly tight parts.
- A manual adjustment knurl allows rapid loosening and adjusting of the extractor jaws on the cross-beam without using a wrench.
- Variable reach with jaw extensions.
- Optional conversion to various jaw types for mechanical use.

Art.-No.		inch	inch	inch	x	max. US t		
K-20-15	-367311	4 - 6 3/8	3 7/8 - 11 7/8	7/8 - 4 1/2	2	4.5	600-17, 8-01, 15-2, 18-2, 20-1+, 20-2+, 1-192-P, 2-302-P	L-Boxx (2 Stk./ pcs.)

Universal 3-jaw puller with quick adjusting jaws

ST

For removing bearings, gears, discs, etc.

30+



Description

- Standard pulling hook with quick adjusting capability quick adjust.
- Parallel pulling hooks in every position, even with full load.
- Pulling hooks with infinitely variable adjustment on the cross-beam.
- Optimal adjustment of the spindle to the shaft with 2-sided spindle tip.
- Mechanical pressure screw.

Advantage

- A manual adjustment knurl allows rapid loosening and adjusting of the extractor jaws on the cross-beam without using a wrench.
- Can be installed on various pulling hooks and variable reach thanks to jaw extensions.
- Turning the pulling hooks enables them to be used both internally and externally.
- Suitable for pulling asymmetric workpieces.
- Spindle head band prevents the wrench from slipping off.

Art.-No.		inch	inch	inch	x	max. US t	max. ft lb
30-1+	-731488	2 3/4 - 5 1/2	3 1/2	3 7/8	3	6.5	59
30-10+	-731556	2 3/4 - 7 1/8	5 1/8	3 7/8	3	6.5	59
30-2+	-731631	3 7/8 - 8 5/8	6 3/8	5 7/8	3	7.5	110.5
30-20+	-731716	3 7/8 - 10 1/4	7 7/8	5 7/8	3	7.5	110.5
30-3+	-731891	7 1/8 - 13 3/8	9 7/8	7 7/8	3	11	184
30-30+	-303333	7 1/8 - 17 3/8	13 3/4	7 7/8	3	11	184



Universal 3-jaw puller with long hydraulic spindle and quick adjusting jaws (including mechanical pressure screw)

ST

For pulling particularly tight bearings, gears, discs, etc.

30+B



Description

- Grease hydraulics.
- Standard pulling hook with quick adjusting capability quick adjust.
- Parallel pulling hooks in every position, even with full load.
- Pulling hooks with infinitely variable adjustment on the cross-beam.
- Hydraulic and mechanical pressure screw.

Advantage

- Easy and even pulling for particularly tight parts.
- A manual adjustment knurl allows rapid loosening and adjusting of the extractor jaws on the cross-beam without using a wrench.
- Optional conversion to various jaw types for mechanical use.
- Adjustable depth thanks to jaw extensions, available up to a puller size of -30.
- Turning the pulling hooks enables them to be used both internally and externally.

Art.-No.					J x		mit with
		inch	inch	inch		US t	
30-2+B	-886294	3 7/8 - 8 5/8	6 3/8	5 7/8	3	7.5	8-01
30-20+B	-886324	3 7/8 - 10 1/4	7 7/8	5 7/8	3	7.5	8-01
30-3+B	-886355	7 1/8 - 13 3/8	9 7/8	7 7/8	3	11	8-02
30-30+B	-303067	7 1/8 - 17 3/8	13 3/4	7 7/8	3	11	8-02



Universal 2-jaw puller with narrow, quick adjusting jaws

ST

For removing bearings, gears, discs, etc. for tight or difficult-to-access spaces.

20+S



Description

- Thin pulling hook with quick adjusting capability quick adjust.
- Parallel pulling hooks in every position, even with full load.
- Pulling hooks with infinitely variable adjustment on the cross-beam.
- Optimal adjustment of the spindle to the shaft with 2-sided spindle tip.
- Mechanical pressure screw.

Advantage

- The thin pulling hooks are suitable for narrow, difficult-to-access locations.
- A manual adjustment knurl allows rapid loosening and adjusting of the extractor jaws on the cross-beam without using a wrench.
- Can be installed on various pulling hooks and variable reach thanks to jaw extensions.
- Turning the pulling hooks enables them to be used both internally and externally.
- Suitable for pulling asymmetric workpieces.

Art.-No.					J x	max.	
		inch	inch	inch		US t	ft lb
20-1+S	-756221	2 3/4 - 5 1/2	3 1/2	3 7/8	2	2.5	25.5
20-10+S	-756306	2 3/4 - 7 1/8	4 3/4	3 7/8	2	2.5	25.5
20-2+S	-756481	3 7/8 - 8 5/8	6 3/8	5 7/8	2	5.5	88.5
20-20+S	-756559	3 7/8 - 10 1/4	7 7/8	5 7/8	2	5.5	88.5
20-3+S	-756634	7 1/8 - 13 3/8	9 7/8	7 7/8	2	7.5	162
20-30+S	-756719	7 1/8 - 17 3/8	13 3/4	7 7/8	2	7.5	162



Sales display for 2-jaw puller with narrow jaws

ST

For removing bearings, gears, discs, etc. for tight or difficult-to-access spaces.

20-ST+S



Description

- The sales and workshop stands enable 2-jaw pullers to be stored and presented safely.
- Thin pulling hooks.
- Two-arm design for space-saving operation.
- Parallel pulling hooks in every position, even with full load.
- If there is adequate free space around the part to be removed, we recommend using a 3-jaw puller.

Advantage

- Turning the pulling hooks enables them to be used both internally and externally.
- Suitable for pulling asymmetric workpieces.
- Cross-beam with hexagonal profile for good grip.
- Spindle head band prevents the wrench from slipping off.
- Almost all components available as replacement parts, time-saving order process thanks to numbering system.

Art.-No.				J x	max.		Stück pieces
		inch	inch		US t		
20-ST+S	-998812	4 - 9 7/8	3 7/8 - 7 7/8	2	2.5-7.5	20-STL, 20-1+S, 20-10+S, 20-2+S, 20-20+S, 20-3+S	5






Universal 2-jaw puller with narrow jaws, in set, quick adjusting jaws

ST

01

For removing bearings, gears, discs, etc. for tight or difficult-to-access spaces.

20+SP







Description

- Thin pulling jaws in various lengths with quick-adjusting capability.
- Parallel pulling hooks in every position, even with full load.
- Pulling hooks with infinitely variable adjustment on the cross-beam.
- Optimal adjustment of the spindle to the shaft with 2-sided spindle tip.
- Mechanical pressure screw.

Advantage

- The thin pulling hooks are suitable for narrow, difficult-to-access locations.
- A manual adjustment knurl allows rapid loosening and adjusting of the extractor jaws on the cross-beam without using a wrench.
- Can be installed on various pulling hooks and variable reach thanks to jaw extensions.
- Suitable for pulling asymmetric workpieces.
- Spindle head band prevents the wrench from slipping off.

Art.-No.		 inch	 inch	 inch	max. US t
20-10+SP	-181061	2 3/4 - 7 1/8	4 3/4	3 7/8; 7 7/8; 9 7/8	2.5
20-20+SP	-181078	3 7/8 - 10 1/4	7 7/8	5 7/8; 11 7/8	5.5
20-30+SP	-181085	7 1/8 - 17 3/8	13 3/4	7 7/8; 11 7/8; 15 3/4	7.5

Universal 2-jaw and 3-jaw puller set with narrow, quick-adjusting pulling jaws

ST

For removing bearings, gears, discs, etc. for tight or difficult-to-access spaces.

K-2030-10+S









Description

- Flexibility assured thanks to two-arm or three-arm design.
- If there is adequate free space around the part to be removed, we recommend using a 3-jaw puller.
- Thin pulling jaws in various lengths with quick-adjusting capability.
- Variable reach thanks to optional jaw extensions.
- Pulling hooks with infinitely variable adjustment on the cross-beam.

Advantage

- Practical package for universal use.
- Complete easy-to-manage package.
- Can be installed on various pulling hooks.
- Turning the pulling hooks enables them to be used both internally and externally.
- Suitable for pulling asymmetric workpieces.

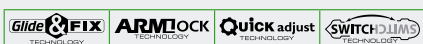
Art.-No.		 inch	 inch	 inch	max. US t		
K-2030-10+S	-120060	2 3/4 - 7 1/8	4 3/4 - 5 1/8	3 7/8 - 13 3/4	2.5	20-10+S, 30-10-T, 614250, 1-93-E, 1-193-S, 1-253-S	L-Boxx

Universal 3-jaw puller with narrow, quick adjusting jaws

ST

For removing bearings, gears, discs, etc. for tight or difficult-to-access spaces.

30+S








Description

- Thin pulling hook with quick adjusting capability quick adjust.
- Parallel pulling hooks in every position, even with full load.
- Pulling hooks with infinitely variable adjustment on the cross-beam.
- Optimal adjustment of the spindle to the shaft with 2-sided spindle tip.
- Mechanical pressure screw.

Advantage

- The thin pulling hooks are suitable for narrow, difficult-to-access locations.
- A manual adjustment knurl allows rapid loosening and adjusting of the extractor jaws on the cross-beam without using a wrench.
- Can be installed on various pulling hooks and variable reach thanks to jaw extensions.
- Turning the pulling hooks enables them to be used both internally and externally.
- Suitable for pulling asymmetric workpieces.

Art.-No.		 inch	 inch	 inch	J _x	max. US t	 max. ft lb
30-1+S	-756894	2 3/4 - 5 1/2	3 1/2	3 7/8	3	3	29.5
30-10+S	-756979	2 3/4 - 7 1/8	5 1/8	3 7/8	3	3	29.5
30-2+S	-757051	3 7/8 - 8 5/8	6 3/8	5 7/8	3	5.5	88.5
30-20+S	-757136	3 7/8 - 10 1/4	7 7/8	5 7/8	3	5.5	88.5
30-3+S	-757211	7 1/8 - 13 3/8	9 7/8	7 7/8	3	7.5	162



Universal 2-jaw puller with extremely narrow, quick adjusting jaws

ST

For removing gears, bearings, sprockets, synchronizer bodies, etc., in tight or difficult-to-access spaces.

20+S-T



Description

- Extra-thin trapezoidal pulling hook with quick adjusting capability quick adjust.
- Parallel pulling hooks in every position, even with full load.
- Pulling hooks with infinitely variable adjustment on the cross-beam.
- Optimal adjustment of the spindle to the shaft with 2-sided spindle tip.
- Mechanical pressure screw.

Advantage

- The narrow, trapezoidal pulling jaws are suitable for extremely narrow, difficult to access places.
- A manual adjustment knurl allows rapid loosening and adjusting of the extractor jaws on the cross-beam without using a wrench.
- Can be installed on various pulling hooks and variable reach thanks to jaw extensions.
- Turning the pulling hooks enables them to be used both internally and externally.
- Suitable for pulling asymmetric workpieces.

Art.-No.					J _x	max.	
	4021176	inch	inch	inch		US t	ft lb
20-1+S-T	-321344	2 3/4 - 5 1/2	3 1/2	3 7/8	2	2.5	25.5
20-10+S-T	-321368	2 3/4 - 7 1/8	4 3/4	3 7/8	2	2.5	25.5

Universal 3-jaw puller with extremely narrow, quick adjusting jaws

ST

For removing gears, bearings, sprockets, synchronizer bodies, etc., in tight or difficult-to-access spaces.

30+S-T



Description

- Extra-thin trapezoidal pulling hook with quick adjusting capability quick adjust.
- Parallel pulling hooks in every position, even with full load.
- Pulling hooks with infinitely variable adjustment on the cross-beam.
- Optimal adjustment of the spindle to the shaft with 2-sided spindle tip.
- Mechanical pressure screw.

Advantage

- The narrow, trapezoidal pulling jaws are suitable for extremely narrow, difficult to access places.
- A manual adjustment knurl allows rapid loosening and adjusting of the extractor jaws on the cross-beam without using a wrench.
- Can be installed on various pulling hooks and variable reach thanks to jaw extensions.
- Turning the pulling hooks enables them to be used both internally and externally.
- Suitable for pulling asymmetric workpieces.

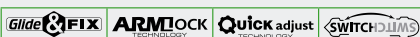
Art.-No.					J _x	max.	
	4021176	inch	inch	inch		US t	ft lb
30-1+S-T	-321320	2 3/4 - 5 1/2	3 1/2	3 7/8	3	3	29.5
30-10+S-T	-321337	2 3/4 - 7 1/8	5 1/8	3 7/8	3	3	29.5

Set of universal 2- and 3-jaw pullers with extremely narrow, quick adjusting jaws

ST

For removing gears, bearings, sprockets, synchronizer bodies, etc., in tight or difficult-to-access spaces.

K-2030-10+S-T



Description

- 8 in 1 kit in the tried-and-tested KUKKO-L-Boxx-System.
- The set facilitates the assembly of eight different pulling device models through the combination of pulling jaws and extensions.
- Flexibility assured thanks to two-arm or three-arm design.
- If there is adequate free space around the part to be removed, we recommend using a 3-jaw puller.
- Extra-thin trapezoidal pulling hook with quick adjusting capability quick adjust.

Advantage

- The narrow, trapezoidal pulling jaws are suitable for extremely narrow, difficult to access places.
- Practical package for universal use.
- Variable reach thanks to optional jaw extensions.
- Turning the pulling hooks enables them to be used both internally and externally.
- Suitable for pulling asymmetric workpieces.

Art.-No.				J _x	max.		
	4021176	inch	inch		US t		
K-2030-10+S-T	-001710	4 3/4 - 5 1/8	3 7/8 - 13 3/4	3	2.5	20-10+S-T, 30-10-T, 614250, 1-95-E, 1-195-S, 1-255-S	L-Boxx



Puller, high performance is guaranteed

3-jaw puller, high performance is guaranteed

For removing bearings, gears, discs, etc.

11-A



Description

- High performance is guaranteed.
- Standard pulling hook.
- Parallel pulling hooks in every position, even with full load.
- Pulling hooks with infinitely variable adjustment on the cross-beam.
- Mechanical pressure screw.

Advantage

- Variable reach thanks to optional jaw extensions.
- Turning the pulling hooks enables them to be used both internally and externally.
- Suitable for pulling asymmetric workpieces.
- Spindle head band prevents the wrench from slipping off.
- Almost all components available as replacement parts, time-saving order process thanks to numbering system.

Art.-No.		 inch	 inch	 inch	J x	max. US t	 max. ft lb
11-0-A	-005886	8 5/8 - 19 3/4	14 3/4	7 7/8	3	16.5	68.5
11-0-A3	-729263	8 5/8 - 19 3/4	14 3/4	11 7/8	3	16.5	68.5
11-0-A4	-729348	8 5/8 - 19 3/4	14 3/4	15 3/4	3	16.5	68.5
11-0-A5	-729423	8 5/8 - 19 3/4	14 3/4	19 3/4	3	16.5	68.5
11-1-A	-075421	11 1/32 - 23 5/8	20 1/2	7 7/8	3	22	479.5
11-1-A3	-729591	11 1/32 - 23 5/8	20 1/2	11 7/8	3	22	479.5
11-1-A4	-729676	11 1/32 - 23 5/8	20 1/2	15 3/4	3	22	479.5
11-1-A5	-729751	11 1/32 - 23 5/8	20 1/2	19 3/4	3	22	479.5
11-2-A	-006203	11 3/8 - 29 1/8	25 5/8	7 7/8	3	22	479.5
11-2-A3	-706158	11 3/8 - 29 1/8	25 5/8	11 7/8	3	22	479.5
11-2-A4	-729836	11 3/8 - 29 1/8	25 5/8	15 3/4	3	22	479.5
11-2-A5	-729911	11 3/8 - 29 1/8	25 5/8	19 3/4	3	22	479.5

3-jaw puller with long hydraulic spindle, high performance is guaranteed

For pulling particularly tight bearings, gears, discs, etc.

11-B



Description

- High performance is guaranteed.
- Grease hydraulics.
- Standard pulling hook.
- Parallel pulling hooks in every position, even with full load.
- Pulling hooks with infinitely variable adjustment on the cross-beam.

Advantage

- Easy and even pulling for particularly tight parts.
- Turning the pulling hooks enables them to be used both internally and externally.
- Suitable for pulling asymmetric workpieces.
- Almost all components available as replacement parts, time-saving order process thanks to numbering system.
- Note: Pressure pads from series 600-17 are a good addition if the shaft is hollow and the spindle cannot be supported.

Art.-No.		 inch	 inch	 inch	J x	 max. ft lb	mit with
11-0-B	-075346	8 5/8 - 19 3/4	14 3/4	7 7/8	3	16.5	22 8-1-B
11-1-B	-006128	11 1/32 - 23 5/8	20 1/2	7 7/8	3	22	33 8-2-K
11-2-B	-006388	11 3/8 - 29 1/8	25 5/8	7 7/8	3	22	22 8-2-K
11-3-B	-706073	11 3/8 - 29 1/8	25 5/8	11 7/8	3	22	22 8-2-K





2-jaw puller with short hydraulic spindle

ST

For removing particularly tight gears, sprockets, ball bearings, etc.

20-H



Description

- Grease hydraulics.
- Standard pulling hook.
- Parallel pulling hooks in every position, even with full load.
- Pulling hooks with infinitely variable adjustment on the cross-beam.
- Short hydraulic spindle

Advantage

- Little force required for a strong pulling performance.
- Piston functions on the axis and does not turn in the hydraulic spindle.
- Turning the pulling hooks enables them to be used both internally and externally.
- Suitable for pulling asymmetric workpieces.
- Spindle extensions enable the unit to be adjusted quickly to a range of different requirements.

Art.-No.		inch	inch	inch	J x	US t	mit with
20-3-H	-786839	7 1/8 - 13 3/8	9 7/8	7 7/8	2	11	800
20-30-H	-786914	7 1/8 - 17 3/8	13 3/4	7 7/8	2	11	800

Universal 2-jaw pullers with adjustable reach

ST

For removing bearings, gears, discs, etc.

20-AV/20-5



Description

- High performance is guaranteed.
- Standard pulling hook with adjustable depths.
- Parallel pulling hooks in every position, even with full load.
- Pulling hooks with infinitely variable adjustment on the cross-beam.
- Mechanical pressure screw.

Advantage

- Pulling hooks can be adjusted lengthwise and to meet the required clamping depths.
- Turning the pulling hooks enables them to be used both internally and externally.
- Suitable for pulling asymmetric workpieces.
- Spindle head band prevents the wrench from slipping off.
- Almost all components available as replacement parts, time-saving order process thanks to numbering system.

Art.-No.		inch	inch	inch	J x	max. US t	max. ft lb
20-4-AV	-706233	7 7/8 - 23	20 1/2	11 7/8 - 19 3/4	2	1	295
20-40-AV	-973222	7 7/8 - 28 13/32	25 5/8	11 7/8 - 19 3/4	2	1	295
20-5	-009846	13 3/8 - 40	29 1/2	15 3/4 - 27 5/8	2	16.5	479.5

Universal 2-jaw puller with adjustable reach and long hydraulic spindle (including mechanical pressure screw)

ST

For pulling particularly tight bearings, gears, discs, etc.

20-H



Description

- Grease hydraulics.
- High performance is guaranteed.
- Standard pulling hook with adjustable depths.
- Parallel pulling hooks in every position, even with full load.
- Pulling hooks with infinitely variable adjustment on the cross-beam.

Advantage

- Little force required for a strong pulling performance.
- Pulling hooks can be adjusted lengthwise and to meet the required clamping depths.
- Turning the pulling hooks enables them to be used both internally and externally.
- Suitable for pulling asymmetric workpieces.
- Spindle head band prevents the wrench from slipping off.

Art.-No.		inch	inch	J x	US t	max. ft lb	mit with
20-4-H	-227981	20 1/2	11 7/8 - 19 3/4	2	16.5	33	8-1-B
20-40-H	-732218	25 5/8	11 7/8 - 19 3/4	2	16.5	33	8-1-B
20-5-H	-228063	29 1/2	15 3/4 - 27 5/8	2	22	22	8-2-M



3-jaw pullers with adjustable reach

For removing bearings, gears, discs, etc.

ST

01

11-AV



Description

- High performance is guaranteed.
- Standard pulling hook with adjustable depths.
- Parallel pulling hooks in every position, even with full load.
- Pulling hooks with infinitely variable adjustment on the cross-beam.
- Mechanical pressure screw.

Advantage

- Pulling hooks can be adjusted lengthwise and to meet the required clamping depths.
- Turning the pulling hooks enables them to be used both internally and externally.
- Suitable for pulling asymmetric workpieces.
- Spindle head band prevents the wrench from slipping off.
- Almost all components available as replacement parts, time-saving order process thanks to numbering system.

Art.-No.	40211761				J x	max. US t	max. ft lb
		inch	inch	inch			
11-0-AV	-730078	8 5/8 - 19 3/4	14 3/4	11 7/8 - 19 3/4	3	16.5	68.5
11-1-AV	-730153	11 1/32 - 23 5/8	20 1/2	11 7/8 - 19 3/4	3	22	479.5
11-2-AV	-730238	11 3/8 - 29 1/8	25 5/8	11 7/8 - 19 3/4	3	22	479.5

3-jaw pullers with adjustable reach and long hydraulic spindle

For pulling particularly tight bearings, gears, discs, etc.

ST

11-BV



hydraulic
TECHNOLOGY



Description

- High performance is guaranteed.
- Grease hydraulics.
- Standard pulling hook with adjustable depths.
- Parallel pulling hooks in every position, even with full load.
- Pulling hooks with infinitely variable adjustment on the cross-beam.

Advantage

- Easy and even pulling for particularly tight parts.
- Pulling hooks can be adjusted lengthwise and to meet the required clamping depths.
- Turning the pulling hooks enables them to be used both internally and externally.
- Suitable for pulling asymmetric workpieces.
- Almost all components available as replacement parts, time-saving order process thanks to numbering system.

Art.-No.	40211761			J x		max. ft lb	mit with
		inch	inch				
11-0-BV	-730313	14 3/4	11 7/8 - 19 3/4	3	16.5	33	8-1-B
11-1-BV	-730498	20 1/2	11 7/8 - 19 3/4	3	22	22	8-2-K
11-2-BV	-730566	25 5/8	11 7/8 - 19 3/4	3	22	22	8-2-K

Spare parts for assembly 11

ST

11



11-0-T
11-520
11-650



637350
633400

Art.-No.	40211761	Bezeichnung description					
			inch	inch	mm		
11-0-T	-110306	Traverse cross beam	-	-	-	-	11-0-A, 11-0-A3, 11-0-A4, 11-0-A5, 11-0-AV, 11-0-B, 11-0-BV, 30-4
11-520	-035333	Traverse cross beam	-	-	-	-	11-1-A, 11-1-A3, 11-1-A4, 11-1-A5, 11-1-AV, 11-1-B, 11-1-BV
11-650	-035418	Traverse cross beam	-	-	-	-	11-2-A, 11-2-A3, 11-2-A4, 11-2-A5, 11-2-AV, 11-2-B, 11-2-BV, 30-5
637350	-893469	Spindel spindle	G 1.1/8	~1 1/2	13 3/4	36	11-1-A, 11-1-A3, 11-1-A4, 11-1-A5, 11-2-A, 11-2-A3, 11-2-A4, 11-2-A5, 11-1-AV, 11-2-AV, 30-40, 30-5
633400	-765384	Spindel spindle	G 1"	~1 3/8	15 3/4	36	11-0-A, 11-0-A3, 11-0-A4, 11-0-A5, 11-0-AV, 18-4



2 pulling jaws (pair)

ST

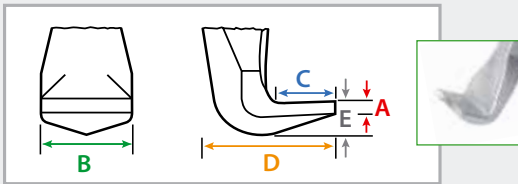
For removing bearings, gears, discs, etc.

0-P

1-90-P
2-150-P
3-200-P



1-190-P
1-250-P
1-400-P
2-300-P
3-250-P
3-300-P
3-400-P
3-500-P



Description

- Standard pulling hooks in various lengths.
- Pulling hooks with infinitely variable adjustment on the cross-beam.
- Pulling hook with sliding part only available in pair of 2.

Advantage

- Variable reach thanks to jaw extensions, available up to a puller size of -30.
- Turning the pulling hooks enables them to be used both internally and externally.
- Suitable for pulling asymmetric workpieces.
- As a replacement part or supplement to your KUKKO puller.

Art.-No.			A	B	C	D	E	
		inch	inch	inch	inch	inch	inch	
1-90-P	-001338	3 7/8	1/8	3/4	5/8	1 1/4	3/8	20-1, 20-10
1-190-P	-001666	7 7/8	1/8	3/4	5/8	1 1/4	3/8	20-1, 20-10
1-250-P	-001901	9 7/8	1/8	3/4	5/8	1 1/4	3/8	20-1, 20-10
1-400-P	-975660	15 3/4	1/8	3/4	5/8	1 1/4	3/8	20-1, 20-10
2-150-P	-002403	5 7/8	3/16	7/8	3/4	1 5/8	3/8	20-2, 20-20
2-300-P	-002731	11 7/8	3/16	7/8	3/4	1 5/8	3/8	20-2, 20-20
3-200-P	-003233	7 7/8	3/16	1 3/8	1 1/2	2 5/8	3/4	20-3, 20-30, 20-4, 20-40
3-250-P	-901232	9 7/8	3/16	1 3/8	1 1/2	2 5/8	3/4	20-3, 20-30, 20-4, 20-40
3-300-P	-003561	11 7/8	3/16	1 3/8	1 1/2	2 5/8	3/4	20-3, 20-30, 20-4, 20-40
3-400-P	-003806	15 3/4	3/16	1 3/8	1 1/2	2 5/8	3/4	20-3, 20-30, 20-4, 20-40
3-500-P	-004148	19 3/4	3/16	1 3/8	1 1/2	2 5/8	3/4	20-3, 20-30, 20-4, 20-40

3 pulling jaws (set)

ST

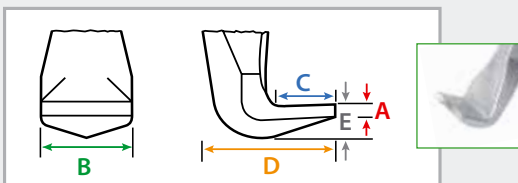
For removing bearings, gears, discs, etc.

0-S

1-90-S
2-150-S
3-200-S



1-190-S
1-250-S
1-400-S
2-300-S
3-250-S
3-300-S
3-400-S
3-500-S



Description

- Standard pulling hooks in various lengths.
- Pulling hooks with infinitely variable adjustment on the cross-beam.
- Pulling hook with sliding part only available in set of 3.

Advantage

- Adjustable depth thanks to jaw extensions, available up to a puller size of -30.
- Turning the pulling hooks enables them to be used both internally and externally.
- Suitable for pulling asymmetric workpieces.
- As a replacement part or supplement to your KUKKO puller.

Art.-No.			A	B	C	D	E	
		inch	inch	inch	inch	inch	inch	
1-90-S	-001413	3 7/8	1/8	3/4	5/8	1 1/4	3/8	30-1, 30-10
1-190-S	-001741	7 7/8	1/8	3/4	5/8	1 1/4	3/8	30-1, 30-10
1-250-S	-002083	9 7/8	1/8	3/4	5/8	1 1/4	3/8	30-1, 30-10
1-400-S	-975684	15 3/4	1/8	3/4	5/8	1 1/4	3/8	30-1, 30-10
2-150-S	-002571	5 7/8	3/16	7/8	3/4	1 5/8	3/8	30-2, 30-20
2-300-S	-002816	11 7/8	3/16	7/8	3/4	1 5/8	3/8	30-2, 30-20
3-200-S	-003318	7 7/8	3/16	1 3/8	1 1/2	2 5/8	3/4	30-3, 30-30, 30-4, 30-40
3-250-S	-901249	9 7/8	3/16	1 3/8	1 1/2	2 5/8	3/4	30-3, 30-30, 30-4, 30-40
3-300-S	-003646	11 7/8	3/16	1 3/8	1 1/2	2 5/8	3/4	30-3, 30-30, 30-4, 30-40
3-400-S	-003981	15 3/4	3/16	1 3/8	1 1/2	2 5/8	3/4	30-3, 30-30, 30-4, 30-40
3-500-S	-004223	19 3/4	3/16	1 3/8	1 1/2	2 5/8	3/4	30-3, 30-30, 30-4, 30-40



2 narrow jaws (pair)

ST

01

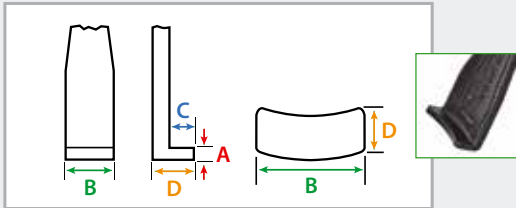
For removing bearings, gears, discs, etc. for tight or difficult-to-access spaces.

1-P

1-91-P
2-151-P
3-201-P



1-191-P
1-251-P
1-401-P
2-301-P
3-251-P
3-301-P
3-401-P
3-501-P






Description

- Thin pulling hooks in various lengths.
- Pulling hooks with infinitely variable adjustment on the cross-beam.
- Pulling hook with sliding part only available in pair of 2.

Advantage

- Variable reach thanks to jaw extensions, available up to a puller size of -30.
- Turning the pulling hooks enables them to be used both internally and externally.
- Suitable for pulling asymmetric workpieces.
- As a replacement part or supplement to your KUKKO puller.

Art.-No.		 inch	A inch	B inch	C inch	D inch	
1-91-P	-434716	3 7/8	1/8	1 3/16	1/4	5/8	20-1-S, 20-10-S
1-191-P	-461286	7 7/8	1/8	1 3/16	1/4	5/8	20-1-S, 20-10-S
1-251-P	-461446	9 7/8	1/8	1 3/16	1/4	5/8	20-1-S, 20-10-S
1-401-P	-985010	15 3/4	1/8	1 3/16	1/4	5/8	20-1-S, 20-10-S
2-151-P	-702921	5 7/8	3/16	1 1/4	3/8	3/4	20-2-S, 20-20-S
2-301-P	-703188	11 7/8	3/16	1 1/4	3/8	3/4	20-2-S, 20-20-S
3-201-P	-726521	7 7/8	1/4	1 3/8	5/8	2 1/16	20-4, 20-40, 20-3-S, 20-30-S
3-301-P	-726781	11 7/8	1/4	1 3/8	5/8	2 1/16	20-4, 20-40, 20-3-S, 20-30-S
3-401-P	-726941	15 3/4	1/4	1 3/8	5/8	2 1/16	20-4, 20-40, 20-3-S, 20-30-S
3-501-P	-727108	19 3/4	1/4	1 3/8	5/8	2 1/16	20-4, 20-40, 20-3-S, 20-30-S

3 narrow jaws (set)

ST

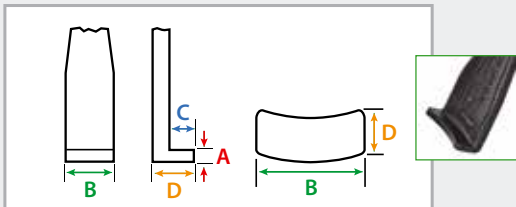
For removing bearings, gears, discs, etc. for tight or difficult-to-access spaces.

1-S

1-91-S
2-151-S
3-201-S



1-191-S
1-251-S
1-401-S
2-301-S
3-251-S
3-301-S
3-401-S
3-501-S






Description

- Thin pulling hooks in various lengths.
- Pulling hooks with infinitely variable adjustment on the cross-beam.
- Pulling hook with sliding part only available in set of 3.

Advantage

- Adjustable depth thanks to jaw extensions, available up to a puller size of -30.
- Turning the pulling hooks enables them to be used both internally and externally.
- Suitable for pulling asymmetric workpieces.
- As a replacement part or supplement to your KUKKO puller.

Art.-No.		 inch	A inch	B inch	C inch	D inch	
1-91-S	-497834	3 7/8	1/8	1 3/16	1/4	5/8	30-1-S, 30-10-S
1-191-S	-497919	7 7/8	1/8	1 3/16	1/4	5/8	30-1-S, 30-10-S
1-251-S	-498091	9 7/8	1/8	1 3/16	1/4	5/8	30-1-S, 30-10-S
1-401-S	-985034	15 3/4	1/8	1 3/16	1/4	5/8	30-1-S, 30-10-S
2-151-S	-728686	5 7/8	3/16	1 1/4	3/8	3/4	30-2-S, 30-20-S
2-301-S	-728761	11 7/8	3/16	1 1/4	3/8	3/4	30-2-S, 30-20-S
3-201-S	-728846	7 7/8	1/4	1 3/8	5/8	2 1/16	30-3-S
3-301-S	-728921	11 7/8	1/4	1 3/8	5/8	2 1/16	30-3-S
3-401-S	-729003	15 3/4	1/4	1 3/8	5/8	2 1/16	30-3-S
3-501-S	-729188	19 3/4	1/4	1 3/8	5/8	2 1/16	30-3-S

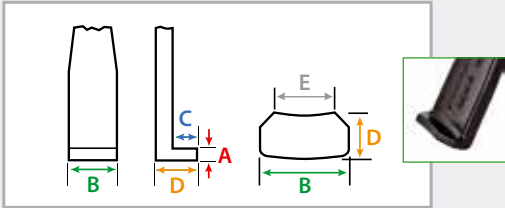


2 extremely narrow jaws (pair)

ST

For removing gears, bearings, sprockets, synchronizer bodies, etc., in tight or difficult-to-access spaces.

4-P






Description

- Extra-thin pulling hooks in various lengths.
- Pulling hooks with infinitely variable adjustment on the cross-beam.
- Pulling hook with sliding part only available in pair of 2.

Advantage

- Variable reach thanks to jaw extensions, available up to a puller size of -30.
- Turning the pulling hooks enables them to be used both internally and externally.
- Suitable for pulling asymmetric workpieces.
- As a replacement part or supplement to your KUKKO puller.

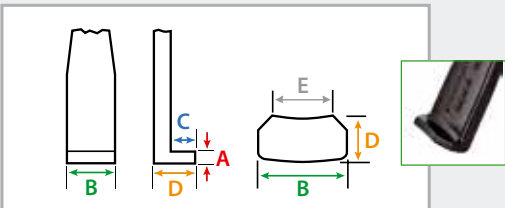
Art.-No.		 inch	A inch	B inch	C inch	D inch	E inch	
1-94-P	-852039	3 7/8	1/8	7/8	1/4	1/2	5/8	20-1-S-T, 20-10-S-T
1-194-P	-321399	7 7/8	1/8	7/8	1/4	1/2	5/8	20-1-S-T, 20-10-S-T
1-254-P	-321498	9 7/8	1/8	7/8	1/4	1/2	5/8	20-1-S-T, 20-10-S-T

3 extremely narrow jaws (set)

ST

For removing gears, bearings, sprockets, synchronizer bodies, etc., in tight or difficult-to-access spaces.

4-S






Description

- Extra-thin pulling hooks in various lengths.
- Pulling hooks with infinitely variable adjustment on the cross-beam.
- Pulling hook with sliding part only available in set of 3.

Advantage

- Adjustable depth thanks to jaw extensions, available up to a puller size of -30.
- Turning the pulling hooks enables them to be used both internally and externally.
- Suitable for pulling asymmetric workpieces.
- As a replacement part or supplement to your KUKKO puller.

Art.-No.		 inch	A inch	B inch	C inch	D inch	E inch	
1-94-S	-321580	3 7/8	1/8	7/8	1/4	1/2	5/8	30-1-S-T, 30-10-S-T
1-194-S	-321412	7 7/8	1/8	7/8	1/4	1/2	5/8	30-1-S-T, 30-10-S-T
1-254-S	-484520	9 7/8	1/8	7/8	1/4	1/2	5/8	30-1-S-T, 30-10-S-T



2 quick adjusting jaws (pair)

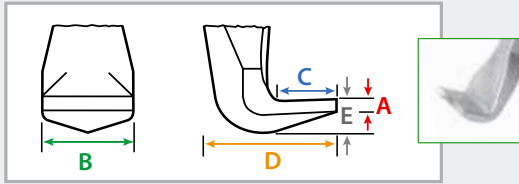
For removing bearings, gears, discs, etc.

2-P

1-92-P
2-152-P
3-202-P



1-192-P
1-252-P
1-402-P
2-302-P
3-252-P
3-302-P
3-402-P
3-502-P



Description

- Pulling hooks with infinitely variable adjustment on the cross-beam.
- Pulling hook with sliding part only available in pair of 2.

Advantage

- Variable reach thanks to jaw extensions, available up to a puller size of -30.
- Turning the pulling hooks enables them to be used both internally and externally.
- Suitable for pulling asymmetric workpieces.
- As a replacement part or supplement to your KUKKO puller.

Art.-No.			A	B	C	D	E	
		inch	inch	inch	inch	inch	inch	
1-92-P	-732393	3 7/8	1/8	3/4	5/8	1 1/4	3/8	20-1+, 20-10+
1-192-P	-973611	7 7/8	1/8	3/4	5/8	1 1/4	3/8	20-1+, 20-10+
1-252-P	-973673	9 7/8	1/8	3/4	5/8	1 1/4	3/8	20-1+, 20-10+
2-152-P	-973765	5 7/8	3/16	7/8	3/4	1 5/8	3/8	20-2+, 20-20+
2-302-P	-973819	11 7/8	3/16	7/8	3/4	1 5/8	3/8	20-2+, 20-20+
3-202-P	-732706	7 7/8	3/16	1 3/8	1 1/2	2 5/8	3/4	20-3+, 20-30+
3-302-P	-973932	11 7/8	3/16	1 3/8	1 1/2	2 5/8	3/4	20-3+, 20-30+
3-402-P	-974014	15 3/4	3/16	1 3/8	1 1/2	2 5/8	3/4	20-3+, 20-30+
3-502-P	-974137	19 3/4	3/16	1 3/8	1 1/2	2 5/8	3/4	20-3+, 20-30+

3 quick adjusting jaws (set)

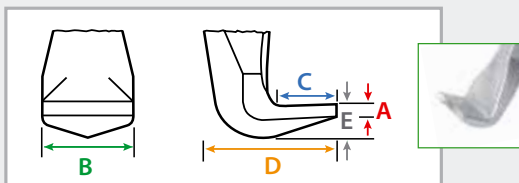
For removing bearings, gears, discs, etc.

2-S

1-92-S
2-152-S
3-202-S



1-192-S
1-252-S
1-402-S
2-302-S
3-252-S
3-302-S
3-402-S
3-502-S



Description

- Pulling hooks with infinitely variable adjustment on the cross-beam.
- Pulling hook with sliding part only available in set of 3.

Advantage

- Adjustable depth thanks to jaw extensions, available up to a puller size of -30.
- Turning the pulling hooks enables them to be used both internally and externally.
- Suitable for pulling asymmetric workpieces.
- As a replacement part or supplement to your KUKKO puller.

Art.-No.			A	B	C	D	E	
		inch	inch	inch	inch	inch	inch	
1-92-S	-973741	3 7/8	1/8	3/4	5/8	1 1/4	3/8	30-1+, 30-10+
1-192-S	-973635	7 7/8	1/8	3/4	5/8	1 1/4	3/8	30-1+, 30-10+
1-252-S	-973697	9 7/8	1/8	3/4	5/8	1 1/4	3/8	30-1+, 30-10+
2-152-S	-973772	5 7/8	3/16	7/8	3/4	1 5/8	3/8	30-2+, 30-20+
2-302-S	-973833	11 7/8	3/16	7/8	3/4	1 5/8	3/8	30-2+, 30-20+
3-202-S	-973895	7 7/8	3/16	1 3/8	1 1/2		3/4	30-3+, 30-30+
3-302-S	-973956	11 7/8	3/16	1 3/8	1 1/2	2 5/8	3/4	30-3+, 30-30+
3-402-S	-974038	15 3/4	3/16	1 3/8	1 1/2	2 5/8	3/4	30-3+, 30-30+
3-502-S	-974151	19 3/4	3/16	1 3/8	1 1/2	2 5/8	3/4	20-3+, 20-30+



2 narrow, quick adjusting jaws (pair)

ST

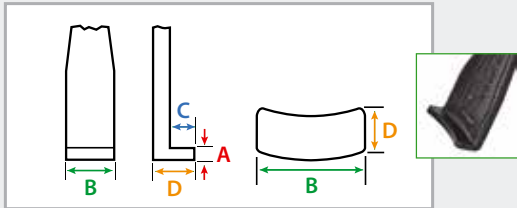
For removing bearings, gears, discs, etc. for tight or difficult-to-access spaces.

3-P



1-93-P
2-153-P
3-203-P

1-193-P
1-253-P
1-403-P
2-303-P
3-253-P
3-303-P
3-403-P
3-503-P





Description

- Thin pulling hooks with Quickadjust in various lengths.
- Pulling hooks with infinitely variable adjustment on the cross-beam.
- Pulling hook with sliding part only available in pair of 2.

Advantage

- Variable reach thanks to jaw extensions, available up to a puller size of -30.
- Turning the pulling hooks enables them to be used both internally and externally.
- Suitable for pulling asymmetric workpieces.
- As a replacement part or supplement to your KUKKO puller.

Art.-No.		J	A	B	C	D	
		inch	inch	inch	inch	inch	
1-93-P	-973352	3 7/8	1/8	1 3/16	1/4	5/8	20-1+S, 20-10+S
1-193-P	-324208	7 7/8	1/8	1 3/16	1/4	5/8	20-1+S, 20-10+S
1-253-P	-973710	9 7/8	1/8	1 3/16	1/4	5/8	20-1+S, 20-10+S
2-153-P	-973789	5 7/8	3/16	1 1/4	3/8	3/4	20-2+S, 20-20+S
2-303-P	-973857	11 7/8	3/16	1 1/4	3/8	3/4	20-2+S, 20-20+S
3-203-P	-973901	7 7/8	1/4	1 3/8	5/8	2 1/16	20-3+S, 20-30+S
3-303-P	-973970	11 7/8	1/4	1 3/8	5/8	2 1/16	20-3+S, 20-30+S
3-403-P	-974052	15 3/4	1/4	1 3/8	5/8	2 1/16	20-3+S, 20-30+S
3-503-P	-974175	19 3/4	1/4	1 3/8	5/8	2 1/16	20-3+S, 20-30+S

3 narrow, quick adjusting jaws (set)

ST

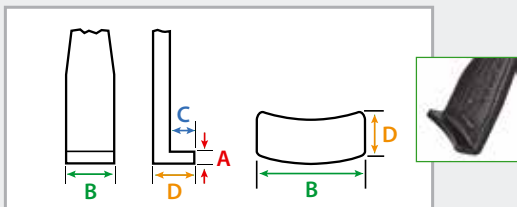
For removing bearings, gears, discs, etc. for tight or difficult-to-access spaces.

3-S



1-93-S
2-153-S
3-203-S

1-193-S
1-253-S
1-403-S
2-303-S
3-253-S
3-303-S
3-403-S
3-503-S





Description

- Pulling hooks with infinitely variable adjustment on the cross-beam.
- Pulling hook with sliding part only available in set of 3.

Advantage

- Adjustable depth thanks to jaw extensions, available up to a puller size of -30.
- Turning the pulling hooks enables them to be used both internally and externally.
- Suitable for pulling asymmetric workpieces.
- As a replacement part or supplement to your KUKKO puller.

Art.-No.		J	A	B	C	D	
		inch	inch	inch	inch	inch	
1-93-S	-973758	3 7/8	1/8	1 3/16	1/4	5/8	30-1+S, 30-10+S
1-193-S	-973659	7 7/8	1/8	1 3/16	1/4	5/8	30-1+, 30-10+
1-253-S	-973734	9 7/8	1/8	1 3/16	1/4	5/8	30-1+, 30-10+
2-153-S	-973796	5 7/8	3/16	1 1/4	3/8	3/4	30-2+S, 30-20+S
2-303-S	-973871	11 7/8	3/16	1 1/4	3/8	3/4	30-2+S, 30-20+S
3-203-S	-973918	7 7/8	1/4	1 3/8	5/8	2 1/16	30-3+S
3-303-S	-973994	11 7/8	1/4	1 3/8	5/8	2 1/16	30-3+S
3-403-S	-974076	15 3/4	1/4	1 3/8	5/8	2 1/16	30-3+S
3-503-S	-974199	19 3/4	1/4	1 3/8	5/8	2 1/16	30-3+S



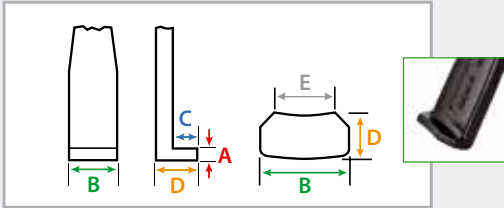
2 extremely narrow, quick adjusting jaws (pair)

ST

01

For removing gears, bearings, sprockets, synchronizer bodies, etc., in tight or difficult-to-access spaces.

5-P



Description

- Extra-thin pulling hooks with Quickadjust in various lengths.
- Pulling hooks with infinitely variable adjustment on the cross-beam.
- Pulling hook with sliding part only available in pair of 2.

Advantage

- Variable reach thanks to jaw extensions, available up to a puller size of -30.
- Turning the pulling hooks enables them to be used both internally and externally.
- Suitable for pulling asymmetric workpieces.
- As a replacement part or supplement to your KUKKO puller.

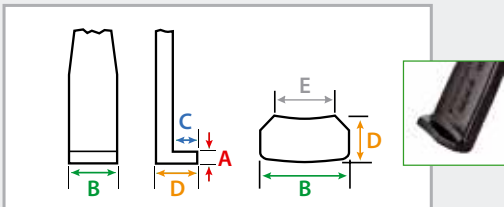
Art.-No.		J inch	A inch	B inch	C inch	D inch	E inch	
1-95-P	-321610	3 7/8	1/8	7/8	1/4	1/2	5/8	20-1+S-T, 20-10+S-T
1-195-P	-321443	7 7/8	1/8	7/8	1/4	1/2	5/8	20-1+S-T, 20-10+S-T
1-255-P	-321542	9 7/8	1/8	7/8	1/4	1/2	5/8	20-1+S-T, 20-10+S-T

3 extremely narrow, quick adjusting jaws (set)

ST

For removing gears, bearings, sprockets, synchronizer bodies, etc., in tight or difficult-to-access spaces.

5-S



Description

- Pulling hooks with infinitely variable adjustment on the cross-beam.
- Pulling hook with sliding part only available in set of 3.

Advantage

- Adjustable depth thanks to jaw extensions, available up to a puller size of -30.
- Turning the pulling hooks enables them to be used both internally and externally.
- Suitable for pulling asymmetric workpieces.
- As a replacement part or supplement to your KUKKO puller.

Art.-No.		J inch	A inch	B inch	C inch	D inch	E inch	
1-95-S	-321634	3 7/8	1/8	7/8	1/4	1/2	5/8	30-1+S-T, 30-10+S-T
1-195-S	-321467	7 7/8	1/8	7/8	1/4	1/2	5/8	30-1+S-T, 30-10+S-T
1-255-S	-321566	9 7/8	1/8	7/8	1/4	1/2	5/8	30-1+S, 30-10+S

2 pulling arms with adjustable length (pair)

ST

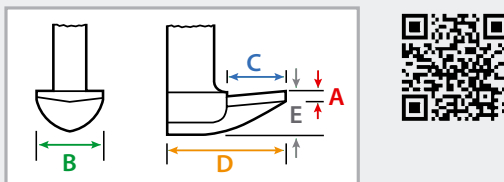
For removing bearings, gears, discs, etc.

SP-P

4-SP-P
5-SP-P



4-SP-S



Description

- Standard pulling hook with adjustable depths.
- Pulling hook with sliding part only available in pair of 2.
- Pulling hooks with infinitely variable adjustment on the cross-beam.

Advantage

- Pulling hooks can be adjusted lengthwise and to meet the required clamping depths.
- Turning the pulling hooks enables them to be used both internally and externally.
- Suitable for pulling asymmetric workpieces.
- As a replacement part or supplement to your KUKKO puller.

Art.-No.		J inch	A inch	B inch	C inch	D inch	E inch	
4-SP-P	-004636	12 - 20	1/4	1 5/8	1 3/4	3 3/8	1	20-3, 20-30, 20-4, 20-40
5-SP-P	-004971	16 - 28	1/4	1 5/8	1 3/4	3 3/8	1	20-5
4-SP-S	-004711	12 - 20	1/4	1 5/8	1 3/4	3 3/8	1	11-0, 11-1, 11-2, 30-5



Mechanical pressure spindle



Description

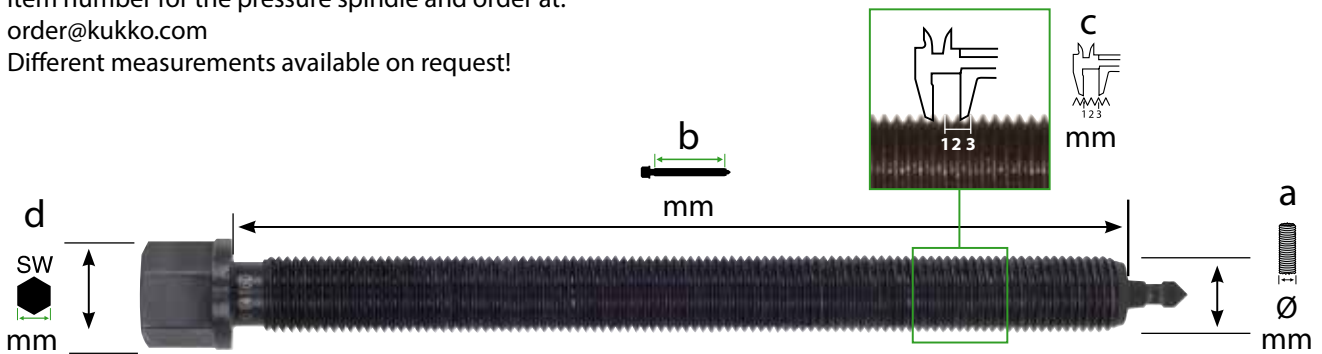
- KUKKO pressure spindles with milled thread have been specifically engineered for use in KUKKO pullers, in order to achieve particularly high tensile forces.
- The pressure spindles are specially coated and therefore guarantee particularly good sliding properties in the thread.
- Optimal adjustment of the spindle to the shaft with 2-sided spindle tip - 4 SWITCH-Technology.
- The mounted, freely-rotating centering point 5 protects the shaft against damage when applying the pulling force.
- Only complete with KUKKO safety-first label 6
- A tube of KUKKO special grease KSF-69 included for pressure spindle.

Advantage

- The spindle head 2 and the spindle band 3 are lasered with the item number.
- The spindle heads have a band which prevents the wrench from slipping during the pulling process. 1

The correct determination of a replacement spindle if **no item number** is available.

Take the following four measurements, check the item number for the pressure spindle and order at: order@kukko.com
Different measurements available on request!



a
Measure the spindle diameter.



b
Measure the thread length to the tip of the spindle



c
Measure the length over three turns of the thread.



d
Measure the hexagon of the spindle head.



Art.-No.

6	14	160
Pressure screw	∅ mm	b mm
	a	b



Art.-No.		suitable for	thread	a mm	b mm	c mm	d SW mm						Art.-No.
608080	-176241	48, 482-1	M 8x1,25	8	80	3,75	-	-	X	-	-	X	-
608130	-481086	482-2, 483-2	M 8x1,25	8	130	3,75	-	-	X	-	-	X	-
609087	-102493	41-1, 42-1, 43-1, 43-11, 43-12, 43-2	M 9x1,25	9	87	3,75	-	-	X	-	-	X	-
609105	-101403	41-2, 42-2, 43-3, 43-13	M 9x1,25	9	105	3,75	-	-	X	-	-	X	-
610070	-362446	41-0, 42-0	M 10x1,5	10	75	4,50	13	X	-	-	-	X	-
610094	-122118	204-0	M 10x1,5	10	94	4,50	-	-	X	-	-	X	-
610110	-433726	208-0, 209-0, 112-1, 112-10	M 10x1,5	10	120	4,50	8	X	-	-	-	X	-
610120	-	70-01	M 10x1,5	10	120	4,50	13	X	-	-	-	X	-
612080	-238468	201-0, 202-0, 203-0	M 12x1,5	12	85	4,50	13	X	-	X	X	-	612140
612110	-112881	205-00, 206-00, 207-00	M 12x1,5	12	110	4,50	13	X	-	X	X	-	612140
612130	-077081	18-0, 44-1, 45-1, 14-01, 14-1	M 12x1,5	12	130	4,50	13	X	-	X	X	-	612140
612150	-790201	41-3, 42-3	M 12x1,5	12	150	4,50	13	X	-	X	-	-	-
612200	-480744	482-3, 483-3	M 12x1,75	12	210	5,25	13	X	-	X	X	-	612140
614135	-074271	12-1, 30-1, 30-1+, 30-10, 30-10+, 30-1-S, 30-10-S, 30-1+S, 30-10+S, 30-1-S-T, 30-10-S-T, 30-1+S-T, 30-10+S-T, 30-10-P3, 30-10SP, 32-1, 33, 34-0, 34-1, 110-1, 110-10, 112-2, 120-1, 120-10, 130-10, 201-1, 202-1, 203-1,	M 14x1,5	14	135	4,50	17	X	-	X	X	-	612140
614160	-112966	14-2, 20-1, 20-10, 20-1-S, 20-10-S, 20-1+S, 20-10+S, 20-1+, 20-10+, 20-1+S-T, 20-10+S-T, 20-1-2, 20-1-25, 20-1-4, 20-10-2, 20-10-25, 20-10-4, 20-1-S-T, 20-10-S-T, 20-10-SP, 20-10-P3, 20-10-V, 30-1-2, 30-10-2, 44-2, 45-2, 112-20, 113-20, 120-2, 130-2, 205-01, 206-01, 207-01, 208-01, 209-01	M 14x1,5	14	160	4,50	17	X	-	X	X	-	612140
614200	-838576	14-3, 14-03 41-4, 42-4	M 14x1,5	14	200	4,50	17	X	-	X	-	-	-
614250	-306709	K-2030-10, K-2030-10+S, K-2030-10+S+T, 70-2, 201-S, 202-S	M 14x1,5	14	250	4,50	17	X	-	X	X	-	612140
616220	-420856	112-3, 113-3	M 16x1,5	16	220	4,50	17	X	-	X	-	-	-
616270	-480829	482-4, 483-4	M 16x2,0	16	270	6,00	17	X	-	-	X	-	-
616325	-480904	482-5, 483-5	M 16x2,0	16	325	6,00	17	X	-	-	X	-	-
618068	-123771	127-3, 128-3, 128-G3	M 18x1,5	18	58	4,50	19	X	-	X	-	-	-
618105	-073779	204-1	M 18x1,5	18	105	4,50	19	X	-	X	-	-	-
618175	-074356	12-2, 18-1, 32-2, 110-2, 110-20	M 18x1,5	18	175	4,50	19	X	-	X	X	-	616180
618210	-113048	44-3, 45-3	M 18x1,5	18	210	4,50	19	X	-	X	-	-	-
620172	-817946	28-1, 28-2	M 20x2,5*	20	170	7,50	24	X	X	X	X	-	620260
620230	-818028	28-3	M 20x2,5*	20	230	7,50	24	X	X	-	X	-	-
620250	-818103	28-4	M 20x2,5*	20	250	7,50	24	X	X	-	X	-	-
621130	-124358	204-2, 204-02	G 1/2" / 14"	20,955	130	5,40	22	X	-	X	-	-	-
621170	-067181	18-2	G 1/2" / 14"	20,955	170	5,40	22	X	-	X	X	-	620260
621220	-268373	20-2, 20-20, 20-2+, 20-2+S, 20-20+S, 20-20+, 20-2-S, 20-20+, 20-2-S, 20-20-S, 20-2-3, 20-20-3, 20-20SP, 20-20-P2, 30-2, 30-20, 30-2+, 30-20+, 30-2+S, 30-20+S, 30-2-S, 30-20-S, 30-2-3, 30-20-3, 30-20SP, 30-20-P2, 31-1, 31-2, 124-20-A, 124-20-1, 200-U, 201-2, 202-2, 203-2, 205-02, 206-02, 207-02, 208-02, 209-02, 210-1	G 1/2" / 14"	20,955	210	5,40	22	X	-	X	X	-	620260
621300	-765346	41-5, 42-5, 110-3, 110-4	G 1/2" / 14"	20,955	300	5,40	22	X	-	X	X	-	620260
621355	-236228	70-4, 112-4, 113-4	G 1/2" / 14"	20,955	355	5,40	22	X	-	X	-	-	-
623150	-018961	128-4, 128-5, 128-T4	G 5/8" / 14"	22,911	150	5,40	24	X	-	-	X	-	-
623170	-124501	120-20, 130-20, 204-3, 204-30	G 5/8" / 14"	22,911	170	5,40	24	X	-	X	X	-	620260
623230	-074684	12-3, 120-3, 120-30, 130-3	G 5/8" / 14"	22,911	230	5,40	24	X	-	X	X	-	620260
623260	-113123	44-4, 45-4	G 5/8" / 14"	22,911	260	5,40	24	X	-	X	X	-	620260
623325	-125263	44-5, 45-5, 113-5, 210-2, 210-3	G 5/8" / 14"	22,911	325	5,40	24	X	-	X	-	-	-
623360	-814976	44-6, 45-6	G 5/8" / 14"	22,911	400	5,40	24	X	-	X	-	-	-
623450	-832796	45-7	G 5/8" / 14"	22,911	450	5,40	24	X	-	X	-	-	-
626300	-765360	18-3, 20-3, 20-30, 20-3+, 20-30+, 20-3-S, 20-30-S, 20-3+S, 20-30+S, 20-3-25, 20-3-3, 20-30-3, 20-3-4, 20-30-4, 20-3-5, 20-30-5, 20-30-P3, 20-30SP, 30-3, 30-30, 30-3+, 30-30+, 30-3-5, 30-3+S, 30-3-25, 30-3-3, 30-30-3, 30-3-4, 30-30-4, 30-3-5, 30-30-5, 30-3-P3, 30-3SP, 201-3, 201-4, 202-3, 202-4, 203-3, 203-4, 205-1, 206-1, 207-1	G 3/4" / 14"	26,441	300	5,40	27	X	-	X	X	-	620260
626400	-125423	20-40, 20-40-4, 20-40-5, 12-4, 205-2, 205-3, 206-2, 206-3, 207-2, 207-3, 10-M,	G 3/4" / 14"	26,441	400	5,40	27	X	-	X	-	-	-
626500	-765377	12-5	G 3/4" / 14"	26,441	500	5,40	27	X	-	X	-	-	-
633400	-765384	11-0, 18-4, 20-4, 46-1, 47-1	G 1" / 14"	33,249	400	6,90	36	X	-	X	-	-	-
633500	-893452	20-AV, 46-2-A, 47-2-A	G 1" / 14"	33,249	500	6,90	36	X	-	X	-	-	-
633600	-866388	12-6, 12-7	G 1" / 14"	33,249	600	6,90	36	X	-	X	-	-	-
637350	-893469	11-1, 11-2, 30-40, 30-5	G 1 1/8" / 14"	37,897	350	6,90	41	X	-	X	-	-	-
637500	-893469	15-E	G 1 1/8" / 14"	37,897	500	6,90	41	X	-	X	-	-	-
637600	-169236	18-5, 20-5, 205-65, 205-80, 205-95, 207-65, 207-80, 207-95	G 1 1/8" / 14"	37,897	600	6,90	41	X	-	X	-	-	-



* Regelgewinde / coarse pitch thread



Backfitting 2- and 3-jaw pullers from mechanic up to hydraulic spindle



When using pullers with hydraulic spindles, the application of hydraulic pulling force must always be controlled, i.e., by the use of a torque wrench.


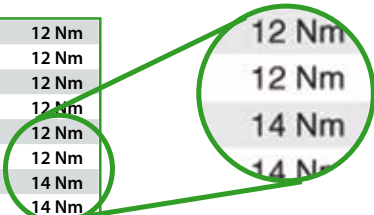
Art. No.	+	max.		 max. Nm  max. Nm	
		t	kN		
20-2	8-01	7	70	150	12
20-2+	8-01	7	70	150	12
20-20	8-01	7	70	150	12
20-20+	8-01	7	70	150	12
20-2-3	8-01	7	70	150	12
20-20-3	8-01	7	70	150	12
20-3	8-02	8,5	85	300	14
20-3+	8-02	8,5	85	300	14
20-30	8-02	8,5	85	300	14
20-30+	8-02	8,5	85	300	14
20-3-3	8-02	8,5	85	300	14
20-3-4	8-02	8,5	85	300	14
20-3-5	8-02	8,5	85	300	14
20-30-3	8-02	8,5	85	300	14
20-30-4	8-02	8,5	85	300	14
20-30-5	8-02	8,5	85	300	14
20-4	8-1-B	15	150	400	45
20-4-3	8-1-B	15	150	400	45
20-4-5	8-1-F	15	150	400	45
20-40	8-1-B	15	150	400	45
20-40-4	8-1-B	15	150	400	45
20-40-5	8-1-F	15	150	400	45
20-5	8-2-M	15	200	650	30
30-2	8-01	7	70	150	12
30-2+	8-01	7	70	150	12
30-20	8-01	7	70	150	12
30-20+	8-01	7	70	150	12
30-2-3	8-01	7	70	150	12
30-20-3	8-01	7	70	150	12
30-3	8-02	10	100	250	15
30-3+	8-02	10	100	250	15
30-3-3	8-02	10	100	250	15
30-3-4	8-02	10	100	250	15
30-3-5	8-02	10	100	250	15
30-3-5	8-02	10	100	250	15



2- and 3-jaw puller with hydraulic spindle



20-2	8-01	7,0 to / 70 kN	12 Nm
20-2+	8-01	7,0 to / 70 kN	12 Nm
20-20	8-01	7,0 to / 70 kN	12 Nm
20-20+	8-01	7,0 to / 70 kN	12 Nm
20-2-3	8-01	7,0 to / 70 kN	12 Nm
20-20-3	8-01	7,0 to / 70 kN	12 Nm
20-3	8-02	8,5 to / 85 kN	14 Nm
20-3+	8-02	8,5 to / 85 kN	14 Nm
20-30	8-02	8,5 to / 85 kN	14 Nm



When using pullers with hydraulic spindles, the application of hydraulic pulling force must always be controlled, i.e., by the use of a torque wrench.

Art. No.	incl.	max.		max. Nm
		t	kN	
20-2-B	8-01	7	70	12
20-20-B	8-01	7	70	12
20-3-B	8-02	10	100	15
20-30-B	8-02	10	100	15
20-4-B	8-1-B	15	150	45
20-40-B	8-1-B	15	150	45
20-2-3-B	8-01	7	70	12
20-20-3-B	8-01	7	70	12
20-3-3-B	8-02	10	100	15
20-3-4-B	8-02	10	100	15
20-3-5-B	8-02	10	100	15
20-30-3-B	8-02	10	100	15
20-30-4-B	8-02	10	100	15
20-30-5-B	8-02	10	100	15
20-4-3-B	8-1-B	15	150	45
20-4-4-B	8-1-B	15	150	45
20-4-5-B	8-1-B	15	150	45
20-40-4-B	8-1-B	15	150	45
20-40-5-B	8-1-B	15	150	45
20-2+B	8-01	7	70	12
20-20+B	8-01	7	70	12
20-3+B	8-02	10	100	15
20-30+B	8-02	10	100	15
30-2-B	8-01	7	70	12
30-20-B	8-01	7	70	12
30-3-B	8-02	10	100	15
30-2-3-B	8-01	7	70	12
30-20-3-B	8-01	7	70	12
30-3-3-B	8-02	10	100	15
30-3-4-B	8-02	10	100	15
30-3-5-B	8-02	10	100	15
30-2+B	8-01	7	70	12
30-20+B	8-01	7	70	12
30-3+B	8-02	10	100	15



Long hydraulic spindles

ST

For pulling particularly tight bearings, gears, discs, etc.

8









Description

- Grease hydraulics.
- Milled thread treated with special coating.

Advantage

- Easy and even pulling for particularly tight parts.
- Can be combined with various mechanical pulling devices from the KUKKO range.
- Spindle head band prevents the wrench from slipping off.
- Almost all components available as replacement parts, time-saving order process thanks to numbering system.

Art.-No.		 inch		 inch	max. US t	 max. ft lb	Bezeichnung description	
8-1-B	-034596	9 7/8	R1"	3/8	16.5	33	Complete spindle	18-4, 20-4, 20-40
8-1-F	-034671	13 3/4	R1"	3/8	16.5	33	Complete spindle	46-1-A, 46-2-A, 46-1-B, 46-2-B, 47-1-A, 47-2-A, 47-1-B, 47-2-B
8-1-ERS	-243721	Verschleißsteilsatz / Wearing parts set						8-1-B, 8-1-F
8-2-K	-034831	9 7/8	G 1 1/8"	3/8	22	22	Complete spindle	11-1-A, 11-2-A
8-2-M	-034916	13 3/4	G 1 1/8"	3/8	22	22	Complete spindle	18-5, 20-5
8-2-ERS	-243806	Verschleißsteilsatz / Wearing parts set						8-2-K, 8-2-M

Short hydraulic spindles

ST

For pulling particularly tight bearings, gears, discs, etc.

800



800



801
802
804







Description

- Series is built on a modular system.
- Pullers have the same hydraulic spindle.
- Easy-to-replace individual components that can be combined in a number of different ways.
- Grease hydraulics.
- Hydraulic spindle.

Advantage

- Available as complete hydraulic pullers, individual parts and sets.
- Little force required for a strong pulling performance.
- Piston functions on the axis and does not turn in the hydraulic spindle.
- Spindle extensions enable the unit to be adjusted quickly to a range of different requirements.
- Spindle head band prevents the wrench from slipping off.

Art.-No.			 inch	max. US t	 max. ft lb
800	-034343	W 1.1/2"-16(55°;16Gang)	3/8	11	29.5
801	-784446	W 1.1/2"-16(55°;16Gang)	3/8	16.5	51.5
802	-784514	M40x1,5	3/8	22	73.5
804	-456787	W 1.1/2"-16(55°;16Gang)	3/8	16.5	51.5
800-ERS	-244483	Verschleißsteilsatz / Wearing parts set			
801-ERS	-788086	Verschleißsteilsatz / Wearing parts set			
802-ERS	-788246	Verschleißsteilsatz / Wearing parts set			
800017	-165351	Druckstück / Pressure pad			

KUKKO Special grease for pressure spindles

ST

KSF-69





Description

- Detailed information provided in the data sheet.

Advantage

- Protects the spindle at high pulling forces.

Art.-No.		 Gramm
699904	-773518	4
699915	-019869	15
699975	-019876	75



Long hydraulic spindles

For pulling particularly tight bearings, gears, discs, etc.

8-0








Description

- Grease hydraulics.
- Milled thread treated with special coating.

Advantage

- Easy and even pulling for particularly tight parts.
- Can be combined with various mechanical pulling devices from the KUKKO range.
- Spindle head band prevents the wrench from slipping off.
- Almost all components available as replacement parts, time-saving order process thanks to numbering system.

Art.-No.	 4021176	 inch		 US t	Bezeichnung description	
8-01	-887871	3/8	G 1/2"	11	Spindel komplett / Complete spindle	20-2, 20-20, 12-4, 12-5, 18-2, 30-2, 30-20, 41-5, 42-5, 205-02, 206-02, 207-02
8-02	-887901	3/16	G 3/4"	13	Spindel komplett / Complete spindle	20-3, 20-30, 12-6, 12-7, 18-3, 30-3, 205-1, 205-2, 205-3, 206-1, 206-2, 206-3, 207-1, 207-2, 207-3
8-01ERS		Verschleißteilsatz / Wearing parts set			8-01	
8-01-176		Kopfschrauben mit Spindel und Sicherungsschraube / Bolt with screw and safety pin			8-01	
8-02ERS		Verschleißteilsatz / Wearing parts set			8-02	
8-02-176		Kopfschrauben mit Spindel und Sicherungsschraube / Bolt with screw and safety pin			8-02	

ST



Auxiliary hydraulic ram

To increase the pressure for mechanical pulling devices for particularly tight bearings, gears, discs, etc.

9








Description

- Grease hydraulics.
- Centering hole for ideal spindle guidance.
- Milled thread treated with special coating.

Advantage

- Can be combined with various mechanical pulling devices from the KUKKO range.
- Saves time as spindle does not need to be replaced.
- Specification for maximum torques.
- Almost all components available as replacement parts, time-saving order process thanks to numbering system.

Art.-No.	 4021176	 inch	 inch	 inch	max. US t	 max. ft lb
9-1	-005053	1 1/2	2 3/8	3/8	11	25.5
9-2	-005138	2	3 3/8	5/8	16.5	6.5
9-3	-924408	3 3/16	4 3/8	1/4	33	25.5
9-1-ERS	-243981	Verschleißteilsatz / Wearing parts set				
9-2-ERS	-244063	Verschleißteilsatz / Wearing parts set				
9-3-ERS	-039294	Verschleißteilsatz / Wearing parts set				



For use with mechanical KUKKO pullers from size -3.

ST

Tool holder with ratchet

For reworking and cleaning damaged internal and external threads.

97






Description

- Each file has different pitches.

Advantage

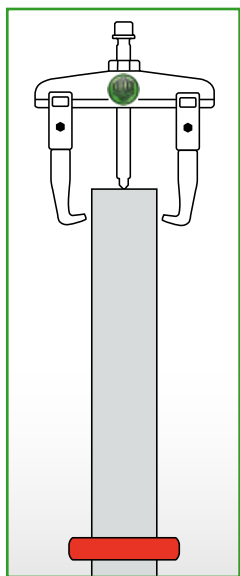
- The application is simple and easy.

Art.-No.	 4021176	 mm	 inch	für for
97-1	-490231	0,8 - 1 - 1,25 - 1,5 1,75 - 2 - 2,5 - 3	-	DIN-ISO
97-2	-490316	-	10 - 11 - 12 - 14 - 16 - 18 - 20 - 24	Whitworth + BSF
97-3	-490491	-	11 - 12 - 14 - 16 - 18 - 20 - 24	SAE / UNF
97-4	-720253	-	11 - 14 - 19-28	Whitworth / Rohrge- winde

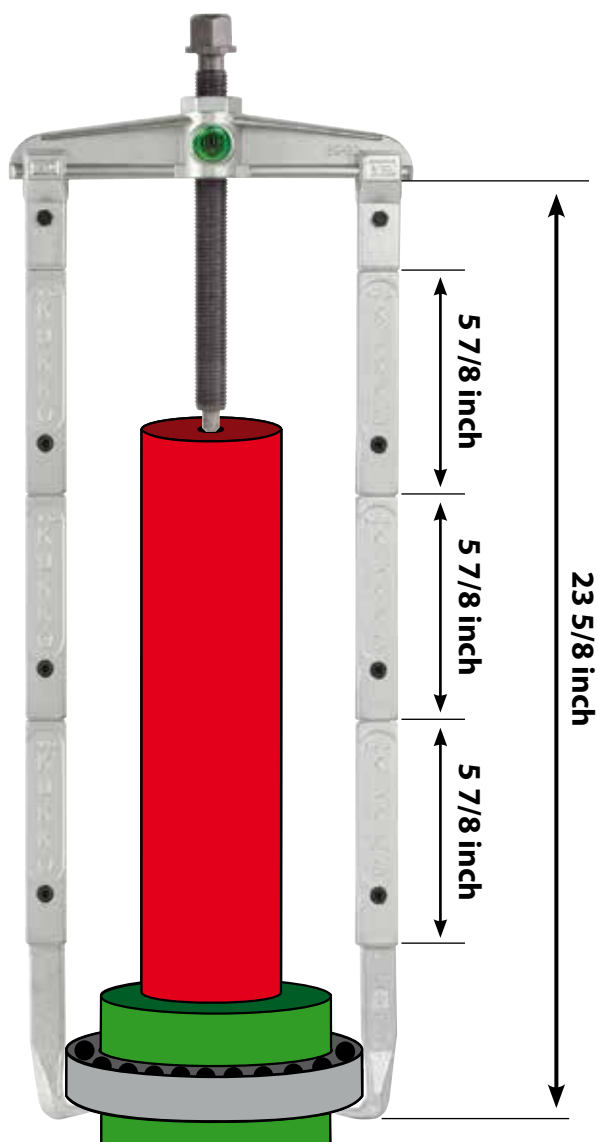
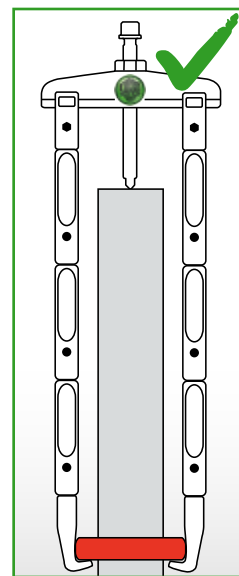
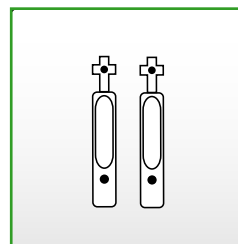
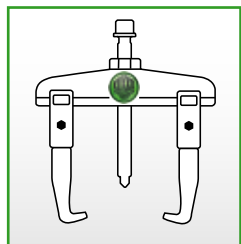
ST



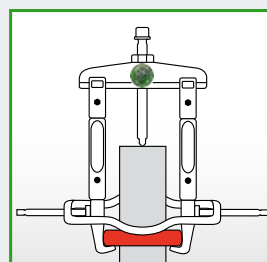
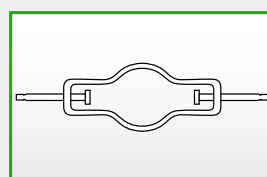
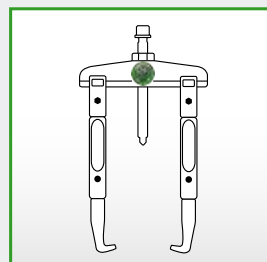
TIP: Modular extensions



For the 20 and 30 series, we offer modular extensions. If the part to be removed sits deep on a shaft, jaw extensions will be needed.



219



The side clamp is available separately (Art.-No. 219-1). It is attached to the puller jaw after the puller has been fitted and prevents slippage of the puller jaw under very high forces.



2 jaw extensions (pair)

For removing bearings, gears, discs, etc.

V-P



ST

01






Description

- Jaw extensions in various lengths.
- Jaw extensions only available in set of 2.

Advantage

- As a replacement part or supplement to your KUKKO puller.

Art.-No.		 inch	
1-V-100-P	-985058	3 7/8	20-1, 20-10
1-V-150-P	-985089	5 7/8	20-1, 20-10
2-V-150-P	-985201	5 7/8	20-2, 20-20

3 jaw extensions (set)

For removing bearings, gears, discs, etc.

V-S






ST

Description

- Jaw extensions in various lengths.
- Jaw extensions only available in set of 3.

Advantage

- As a replacement part or supplement to your KUKKO puller.

Art.-No.		 inch	
1-V-100-S	-985065	3 7/8	30-1, 30-10
1-V-150-S	-985096	5 7/8	30-1, 30-10
2-V-150-S	-985218	5 7/8	30-2, 30-20

Clamp for 2-jaw pullers

For stability support for the pulling process using V-P series extensions




219



ST

Advantage

- Fixed support for even more accurate removal processes.
- Easy, effective assembly.

Art.-No.		 inch	 inch
219-1	-777776	1 5/8 - 7 1/2	3/8

Pressure pad bricks

For the support of the pressure spindle with a hollow shaft

600-17





ST

Description

- A total of 3 different pressure pads.

Advantage

- Modular system, pressure pads can be combined with each other.

Art.-No.		 inch
600-17	-914188	3/4; 1 1/4; 1 5/8



Pullers with swivelling jaws

Universal 2-jaw puller with swiveling jaws

ST

For removing bearings, gears, discs, etc.

41



41-0



41-1
41-2



41-3
41-4
41-5








Description

- Swivelling standard puller jaws.
- Two-arm design for space-saving operation.
- Mechanical pressure screw.
- Milled thread treated with special coating.
- If there is adequate free space around the part to be removed, we recommend using a 3-jaw puller series 42 for optimal force distribution.

Advantage

- The larger the pulling force, the stronger the puller hook's grip on the workpiece to be removed.
- Spindle head band prevents the wrench from slipping off.
- Hydraulic spindle series 8-0 for particularly tight parts, available from a particular puller size.
- Auxiliary hydraulic ram series 9 for particularly tight parts, can be used from a particular puller size.
- Almost all components available as replacement parts, time-saving order process thanks to numbering system.

Art.-No.		 inch	 inch	 x	max. US t	 max. ft lb
41-0	-362859	2 3/8	1 5/8	2	1	18
41-1	-015038	2 5/8	2 5/8	2	1	0
41-2	-015113	3 3/16	3 3/16	2	1.5	0
41-3	-787829	4	4 3/4	2	3	29.5
41-4	-836268	5 1/8	6 3/8	2	5.5	65.5
41-5	-836343	7 1/8	7 7/8	2	7.5	110.5

Universal 2-jaw puller with long hydraulic spindle (including mechanical pressure screw)

ST

For pulling particularly tight bearings, gears, discs, etc.

41-B



hydraulic
technology








Description

- Grease hydraulics.
- Swivelling standard puller jaws.
- Two-arm design for space-saving operation.
- Hydraulic spindle and mechanical pressure screw.
- Milled thread treated with special coating.

Advantage

- The larger the pulling force, the stronger the puller hook's grip on the workpiece to be removed.
- Spindle head band prevents the wrench from slipping off.
- Hydraulic spindle series 8-0 for particularly tight parts, available from a particular puller size.
- Auxiliary hydraulic ram series 9 for particularly tight parts, can be used from a particular puller size.
- Almost all components available as replacement parts, time-saving order process thanks to numbering system.

Art.-No.		 inch	 inch	 x	 US t	mit with
41-5-B	-887345	7 1/8	7 7/8	2	7.5	8-01



Universal 3-jaw puller with swiveling jaws

ST

01

For removing bearings, gears, discs, etc.

42



42-0



42-1
42-2



42-3
42-4
42-5



Description

- Swivelling standard puller jaws.
- Mechanical pressure screw.
- Milled thread treated with special coating.
- If there is not adequate free space around the part to be removed, we recommend using a 2-jaw puller (link[MP_41_Standard,series 41]).

Advantage

- The larger the pulling force, the stronger the puller hook's grip on the workpiece to be removed.
- Spindle head band prevents the wrench from slipping off.
- Hydraulic spindle series 8-0 for particularly tight parts, available from a particular puller size.
- Auxiliary hydraulic ram series 9 for particularly tight parts, can be used from a particular puller size.
- Almost all components available as replacement parts, time-saving order process thanks to numbering system.

Art.-No.	4021176	inch		J ^x	max.	
		inch	inch		US t	ft lb
42-0	-362026	2 3/8	1 5/8	3	1.5	18
42-1	-015298	2 5/8	2 5/8	3	1.5	0
42-2	-015373	3 3/16	3 3/16	3	1.5	0
42-3	-787904	4	4 3/4	3	3	29.5
42-4	-836428	5 1/8	6 3/8	3	5.5	65.5
42-5	-836596	7 1/8	7 7/8	3	7.5	110.5

3-jaw puller with long hydraulic spindle (including mechanical pressure screw)

ST

For pulling particularly tight bearings, gears, discs, etc.

42-B



hydraulic
TECHNOLOGY



Description

- Grease hydraulics.
- Swivelling standard puller jaws.
- Hydraulic spindle and mechanical pressure screw.
- Milled thread treated with special coating.
- If there is not adequate free space around the part to be removed, we recommend using a 2-jaw puller (link[MP_41_Standard,series 41]).

Advantage

- The larger the pulling force, the stronger the puller hook's grip on the workpiece to be removed.
- Spindle head band prevents the wrench from slipping off.
- Almost all components available as replacement parts, time-saving order process thanks to numbering system.

Art.-No.	4021176	inch		J ^x	mit	
		inch	inch		US t	with
42-5-B	-887352	7 1/8	7 7/8	3	7.5	8-01

Universal 2-jaw puller with swiveling jaws

ST

For pulling tight-fitting bearings, gears, discs, etc.

46



Description

- Swivelling standard puller jaws.
- Two-arm design for space-saving operation.
- 2-jaw and 3-jaw combination cross beam
- Mechanical pressure screw.
- Milled thread treated with special coating.

Advantage

- Combi-pullers can be used as a 3-jaw and 2-jaw puller.
- The larger the pulling force, the stronger the puller hook's grip on the workpiece to be removed.
- Spindle head band prevents the wrench from slipping off.
- Hydraulic spindle series 8 for particularly tight-fitting parts also available as an option.
- Auxiliary hydraulic ram series 9 for particularly tight parts, can be used from a particular puller size.

Art.-No.	4021176	inch		J ^x	max.	
		inch	inch		US t	ft lb
46-1-A	-016936	11 7/8	11 7/8	2/3	1	1.5
46-2-A	-017193	19 3/4	17 3/4	2/3	1	1.5



Universal 2-jaw puller with long hydraulic spindle and swiveling jaws (including mechanical pressure screw)

ST

For pulling particularly tight bearings, gears, discs, etc.

46









Description

- Grease hydraulics.
- Swivelling standard puller jaws.
- Two-arm design for space-saving operation.
- 2-jaw and 3-jaw combination cross beam
- Hydraulic spindle and mechanical pressure screw.

Advantage

- Combi-pullers can be used as a 3-jaw and 2-jaw puller.
- The larger the pulling force, the stronger the puller hook's grip on the workpiece to be removed.
- Spindle head band prevents the wrench from slipping off.
- Almost all components available as replacement parts, time-saving order process thanks to numbering system.

Art.-No.		 inch	 inch	 x	 US t	 max. ft lb	mit with
46-1-B	-017018	11 7/8	11 7/8	2/3	16.5	33	8-1-F
46-2-B	-017278	19 3/4	17 3/4	2/3	16.5	33	8-1-F

Universal 3-jaw puller with swiveling jaws

ST

For pulling tight-fitting bearings, gears, discs, etc.

47








Description

- Swivelling standard puller jaws.
- 2-jaw and 3-jaw combination cross beam
- Mechanical pressure screw.
- Milled thread treated with special coating.
- If there is not adequate free space around the part to be removed, we recommend using a 2-jaw puller series 46 for optimal distribution of force.

Advantage

- Combi-pullers can be used as a 3-jaw and 2-jaw puller.
- The larger the pulling force, the stronger the puller hook's grip on the workpiece to be removed.
- Spindle head band prevents the wrench from slipping off.
- Hydraulic spindle series 8 for particularly tight-fitting parts also available as an option.
- Hydraulic extra press series 9 available as an option for particularly tight parts.

Art.-No.		 inch	 inch	 x	max. US t	 max. ft lb
47-1-A	-017681	11 7/8	11 7/8	2/3	1	1.5
47-2-A	-017841	19 3/4	17 3/4	2/3	1	1.5

Universal 3-jaw puller with long hydraulic spindle and swiveling jaws (including mechanical pressure screw)

ST

For pulling particularly tight bearings, gears, discs, etc.

47









Description

- Grease hydraulics.
- Swivelling standard puller jaws.
- Two-arm design for space-saving operation.
- 2-jaw and 3-jaw combination cross beam
- Hydraulic spindle and mechanical pressure screw.

Advantage

- Combi-pullers can be used as a 3-jaw and 2-jaw puller.
- The larger the pulling force, the stronger the puller hook's grip on the workpiece to be removed.
- Spindle head band prevents the wrench from slipping off.
- Almost all components available as replacement parts, time-saving order process thanks to numbering system.

Art.-No.		 inch	 inch	 x	 US t	 max. ft lb	mit with
47-1-B	-017766	11 7/8	11 7/8	2/3	16.5	33	8-1-F
47-2-B	-017926	19 3/4	17 3/4	2/3	16.5	33	8-1-F



Universal 2-jaw puller with adjustable reach and swiveling jaws

ST

01

For removing bearings, gears, discs, etc.

205



Description

- Swivelling standard puller jaws.
- Two-arm design for space-saving operation.
- Mechanical pressure screw.
- Milled thread treated with special coating.
- If there is adequate free space around the part to be removed, we recommend using a 3-jaw puller series 206 for optimal force distribution.

Advantage

- The larger the pulling force, the stronger the puller hook's grip on the workpiece to be removed.
- Universal application thanks to adjustable depths.
- Spindle head band prevents the wrench from slipping off.
- Hydraulic spindle series 8-0 for particularly tight parts, available from a particular puller size.
- Auxiliary hydraulic ram series 9 for particularly tight parts, can be used from a particular puller size.

Art.-No.	40211761	inch		J x	x	max. US t	max. ft lb
		inch	inch				
205-00	-028571	3 7/8	3 7/8	2	2	.5	6.5
205-01	-028656	5 7/8	5 7/8	2	2	5.5	88.5
205-02	-028731	9 7/8	8 5/8	2	2	7.5	110.5
205-1	-028816	11 7/8	11 1/32	2	2	11	206.5
205-2	-028991	15 3/4	15 3/4	2	3	11	221
205-3	-029073	19 3/4	21	2	3	1	236

Universal 2-jaw puller with adjustable reach, long hydraulic spindle and swiveling jaws (including mechanical pressure screw)

ST

For pulling particularly tight bearings, gears, discs, etc.

205-B



hydraulic
TECHNOLOGY

Description

- Swivelling standard puller jaws.
- Hydraulic and mechanical pressure screw.
- Milled thread treated with special coating.
- Grease hydraulics.
- Two-arm design for space-saving operation.

Advantage

- Easy and even pulling for particularly tight parts.
- The larger the pulling force, the stronger the puller hook's grip on the workpiece to be removed.
- Universal application thanks to adjustable depths.
- Spindle head band prevents the wrench from slipping off.
- Almost all components available as replacement parts, time-saving order process thanks to numbering system.

Art.-No.	40211761	inch		J x	x	US t	mit with
		inch	inch				
205-02-B	-886072	9 7/8	8 5/8	2	2	7.5	8-01
205-1-B	-886089	11 7/8	11 1/32	2	2	1	8-02
205-2-B	-886096	15 3/4	15 3/4	2	3	1	8-02
205-3-B	-886102	19 3/4	21 1/4	2	3	1	8-02



Universal 3-jaw puller with adjustable reach and adjustable swiveling jaws

ST

For removing bearings, gears, discs, etc.

206









Description

- Swivelling standard puller jaws.
- The three-arm design ensures that the load is distributed evenly and that the part to be removed is held securely.
- Mechanical pressure screw.
- Milled thread treated with special coating.
- If there is not adequate free space around the part to be removed, we recommend using a 2-jaw puller series 205.

Advantage

- The larger the pulling force, the stronger the puller hook's grip on the workpiece to be removed.
- Universal application thanks to adjustable depths.
- Spindle head band prevents the wrench from slipping off.
- Hydraulic spindle series 8-0 for particularly tight parts, available from a particular puller size.
- Auxiliary hydraulic ram series 9 for particularly tight parts, can be used from a particular puller size.

Art.-No.		 inch	 inch	 x	 x	max. US t	 max. ft lb
206-00	-029158	3 7/8	3 7/8	3	2	3.5	6.5
206-01	-029233	5 7/8	5 7/8	3	2	5.5	88.5
206-02	-029318	9 7/8	8 5/8	3	2	7.5	110.5
206-1	-029493	11 7/8	11 1/32	3	2	11	206.5
206-2	-029561	15 3/4	15 3/4	3	3	11	221
206-3	-029646	19 3/4	21	3	3	1	236

Universal 3-jaw puller with adjustable reach, long hydraulic spindle and swiveling jaws (including mechanical pressure screw)

ST

For pulling particularly tight bearings, gears, discs, etc.

206-B









Description

- Swivelling standard puller jaws.
- The three-arm design ensures that the load is distributed evenly and that the part to be removed is held securely.
- Hydraulic and mechanical pressure screw.
- Grease hydraulics.
- Milled thread treated with special coating.

Advantage

- Easy and even pulling for particularly tight parts.
- The larger the pulling force, the stronger the puller hook's grip on the workpiece to be removed.
- Universal application thanks to adjustable depths.
- Spindle head band prevents the wrench from slipping off.
- Almost all components available as replacement parts, time-saving order process thanks to numbering system.

Art.-No.		 inch	 inch	 x	 x	 US t	mit with
206-02-B	-886119	3 7/8	3 7/8	3	2	7.5	8-01
206-1-B	-412448	11 7/8	11 1/32	3	2	11	8-02
206-2-B	-886126	15 3/4	15 3/4	3	3	11	8-02
206-3-B	-886133	19 3/4	21 1/4	3	3	1	8-02



3-jaw combination puller with adjustable reach and swiveling jaws

ST

01

For removing bearings, gears, discs, etc.

207









Description

- Swivelling pulley jaws.
- 2-jaw and 3-jaw combination cross beam
- Mechanical pressure screw.
- Milled thread treated with special coating.

Advantage

- Combi-pullers can be used as a 3-jaw and 2-jaw puller.
- Universal application thanks to adjustable clamping depths up to a certain size.
- The larger the pulling force, the stronger the puller hook's grip on the workpiece to be removed.
- Spindle head band prevents the wrench from slipping off.
- Almost all components available as replacement parts, time-saving order process thanks to numbering system.

Art.-No.		 inch	 inch	 x	 x	max. US t	 max. ft lb
207-00	-029721	4 3/4	3 7/8	2/3	2	3.5	6.5
207-01	-029806	7 7/8	5 7/8	2/3	2	5.5	88.5
207-02	-029981	11 7/8	8 5/8	2/3	2	7.5	110.5
207-1	-030048	15 3/4	11 1/32	2/3	2	11	206.5
207-2	-030123	17 3/4	15 3/4	2/3	3	11	221
207-3	-030208	21 5/8	21	2/3	3	1	236

3-jaw combination puller with adjustable reach, long hydraulic spindle and swiveling jaws (including mechanical pressure screw)

ST

For pulling particularly tight bearings, gears, discs, etc.

207-B









Description

- Swivelling standard puller jaws.
- Two-arm design for space-saving operation.
- 2-jaw and 3-jaw combination cross beam
- Hydraulic and mechanical pressure screw.
- Grease hydraulics.

Advantage

- Combi-pullers can be used as a 3-jaw and 2-jaw puller.
- Easy and even pulling for particularly tight parts.
- The larger the pulling force, the stronger the puller hook's grip on the workpiece to be removed.
- Universal application thanks to adjustable depths.
- Spindle head band prevents the wrench from slipping off.

Art.-No.		 inch	 inch	 x	 x	 US t	für for	mit with
207-02-B	-886140	11 7/8	6 3/4	2/3	2	7.5		8-01
207-1-B	-886157	15 3/4	9 1/16	2/3	2	11		8-02
207-2-B	-886164	17 3/4	13 3/4	2/3	3	11		8-02
207-3-B	-886171	21 5/8		2/3	3	1	VW T4, VAG Transporter (96)	8-02

3-jaw combination puller with adjustable reach and swiveling jaws

ST

For removing bearings, gears, discs, etc.

205/207



205-65
205-80
205-95



207-65
207-80
207-95









Description

- Swivelling pulley jaws.
- 2-jaw and 3-jaw combination cross beam
- Mechanical pressure screw.
- Milled thread treated with special coating.

Advantage

- Combi-pullers can be used as a 3-jaw and 2-jaw puller.
- Universal application thanks to adjustable clamping depths up to a certain size.
- The larger the pulling force, the stronger the puller hook's grip on the workpiece to be removed.

Art.-No.		 inch	 inch	 x	 x	max. US t	 max. ft lb
205-00	-028571	3 7/8	3 7/8	2	2	3.5	6.5
205-01	-028656	5 7/8	5 7/8	2	2	5.5	88.5
205-02	-028731	9 7/8	8 5/8	2	2	7.5	110.5
205-1	-028816	11 7/8	11 1/32	2	2	11	206.5
205-2	-028991	15 3/4	15 3/4	2	3	11	221
205-3	-029073	19 3/4	21	2	3	1	236



2-jaw pullers with quick adjusting capability and T-jaws with claw feet

ST

For tight spaces when pulling sprockets, bearings and similar parts.

14







Description

- Shears - pulling hooks.
- Parallel pulling hooks in every position, even with full load.
- Mechanical pressure screw.
- Milled thread treated with special coating.

Advantage

- Self-securing locking pins do not fall out during work.
- Clamping widths and depths can be selected on an individual basis.
- Puller is self-tensioning and easy to handle.
- Extremely high clamping width range thanks to variable assembly of puller arms.
- Shear-style hook design presses the claw-style feet when pulling the part to be removed.

Art.-No.				J x	max. US t	 max. ft lb
	40211761	inch	inch			
14-01	-459559	1/4 - 3 7/8	3 3/8	2	1	22
14-03	-460111	1/4 - 5 1/2	6 3/8	2	2	29.5
14-1	-455421	1/4 - 3 7/8	3 3/8	2	2.5	6.5
14-2	-248443	3/8 - 5 1/2	4 7/8	2	3.5	59
14-3	-248511	5/8 - 5 1/2	6 3/8	2	4.5	73.5



BESTSELLER

2-jaw quick adjusting pullers

ST

For removing bearings, gears, discs, etc.

28







Description

- Standard pulling hook.
- Automatic self-centering pulling hooks.
- Two-arm design for space-saving operation.
- Mechanical pressure screw.
- Milled thread treated with special coating.

Advantage

- After the puller has been set up, the puller hooks lock automatically using a system of cams.
- Almost all components available as replacement parts, time-saving order process thanks to numbering system.

Art.-No.				J x	max. US t	 max. ft lb
	40211761	inch	inch			
28-1	-850929	2 - 4 7/8	3 7/8 - 5 3/8	2	6.5	88.5
28-2	-851001	2 - 5 7/8	4 7/8 - 5 7/8	2	6.5	88.5
28-3	-851186	2 - 7 7/8	7 - 7 7/8	2	8.5	110.5
28-4	-851261	2 - 9 7/8	8 7/8 - 9 7/8	2	8.5	110.5



Pullers with self-centering jaws

3-jaw combination puller with locking mechanism in plastic bag

ST

486-1



NEWCOMER







AUTOGRIIP TECHNOLOGY **SWITCHJIMS** TECHNOLOGY

Description

- Universal use with 2-jaw and 3-jaw cross-beam.
- Self-locking stop pins ensure quick and easy replacement of the pulling jaws without having to relieve the pressure spring in advance.
- You can set the pulling jaw position with the easily accessible locking lever.
- The innovative spring technology allows for a compact, maintenance-free design.
- Ergonomic design for better grip.

Advantage

- Powerful – universal – practical.
- Versatile: can be used as an internal or external extractor, with 2-jaw or 3-jaw pullers, with or without a slide hammer.
- Automatic tensioning and centering of the extractor jaws.
- No unintentional release of the puller from the bearing thanks to the locking lever and spread adjuster.
- The puller can also be used with a slide hammer.

Art.-No.					max. US t
	40211761	inch	inch	inch	
486-1	-019753	2 3/16 - 7 1/8	7/8 - 6 3/8	5 1/8	4,41



3-jaw combination puller set with locking mechanism

ST

01

K-486-1



NEWCOMER



Description

- Universal use with 2-jaw and 3-jaw cross-beam.
- Self-locking stop pins ensure quick and easy replacement of the pulling jaws without having to relieve the pressure spring in advance.
- You can set the pulling jaw position with the easily accessible locking lever.
- The innovative spring technology allows for a compact, maintenance-free design.
- Ergonomic design for better grip.

Advantage

- Powerful – universal – practical.
- Versatile: can be used as an internal or external extractor, with 2-jaw or 3-jaw pullers, with or without a slide hammer.
- Automatic tensioning and centering of the extractor jaws.
- No unintentional release of the puller from the bearing thanks to the locking lever and spread adjuster.
- The puller can also be used with a slide hammer.

Art.-No.		 inch	 inch	 inch		max. US t	
K-486-1	-909856	2 3/16 - 7 1/8	7/8 - 6 3/8	5 1/8	M16x1,5	5 1/8	L-Boxx



486-1

External extracting



Internal extracting



2-jaw small part puller with self-centering jaws

For removing particularly small bearings, gears or discs, etc. for tight or difficult-to-access spaces.

ST

43-001



Description

- Thin pulling hooks.
- Automatic self-centering pulling hooks.
- Two-arm design for space-saving operation.
- Mechanical pressure screw.
- Milled thread treated with special coating.

Advantage

- This handy, space-saving model is particularly suited for vehicle electrical equipment, electrical workshops, compressed air repair processes and other similar applications.
- The thin pulling hooks are suitable for narrow, difficult-to-access locations.

Art.-No.		 inch	 inch	 x	 inch
43-001	-913518	2 3/8	2	2	3/8

3-jaw small part puller with self-centering jaws

For removing particularly small bearings, gears or discs, etc. for tight or difficult-to-access spaces.

ST

43-011



Description

- Thin pulling hooks.
- Automatic self-centering pulling hooks.
- The three-arm design ensures that the load is distributed evenly and that the part to be removed is held securely.
- Mechanical pressure screw.
- Milled thread treated with special coating.

Advantage

- This handy, space-saving model is particularly suited for vehicle electrical equipment, electrical workshops, compressed air repair processes and other similar applications.
- The thin pulling hooks are suitable for narrow, difficult-to-access locations.

Art.-No.		 inch	 inch	 x	 inch
43-011	-913501	2 3/8	2	3	3/8



Universal 2-jaw puller with self-centering jaws

ST

For removing small bearings, gears or discs, etc. for tight or difficult-to-access spaces.

43



AUTOGrip
TECHNOLOGY







Description

- Thin pulling hooks.
- Automatic self-centering pulling hooks.
- Two-arm design for space-saving operation.
- Mechanical pressure screw.
- Milled thread treated with special coating.

Advantage

- This handy, space-saving model is particularly suited for vehicle electrical equipment, electrical workshops, compressed air repair processes and other similar applications.
- The thin pulling hooks are suitable for narrow, difficult-to-access locations.
- Almost all components available as replacement parts, time-saving order process thanks to numbering system.

Art.-No.		 inch	 inch	 x	max. US t
43-1	-015458	2 3/8	2	2	1
43-2	-015861	2 3/4	2 3/4	2	1
43-3	-015946	3 3/16	3 3/16	2	1

Universal 3-jaw puller with self-centering jaws


ST

For removing small bearings, gears or discs, etc. for tight or difficult-to-access spaces.

43



AUTOGrip
TECHNOLOGY







Description

- Thin pulling hooks.
- Automatic self-centering pulling hooks.
- The three-arm design ensures that the load is distributed evenly and that the part to be removed is held securely.
- Mechanical pressure screw.
- Milled thread treated with special coating.

Advantage

- This handy, space-saving model is particularly suited for vehicle electrical equipment, electrical workshops, compressed air repair processes and other similar applications.
- The thin pulling hooks are suitable for narrow, difficult-to-access locations.
- Almost all components available as replacement parts, time-saving order process thanks to numbering system.

Art.-No.		 inch	 inch	 x	max. US t
43-11	-015526	2 3/8	2	3	1.5
43-12	-015601	2 3/4	2 3/4	3	1.5
43-13	-015786	3 3/16	3 3/16	3	1.5

Universal 2-jaw puller with self-centering jaws

ST

For removing bearings, gears, discs, etc.

44



AUTOGrip
TECHNOLOGY SWITCH
TECHNOLOGY








Description

- Standard pulling hook.
- Automatic self-centering pulling hooks.
- Two-arm design for space-saving operation.
- Mechanical pressure screw.
- Milled thread treated with special coating.

Advantage

- Spindle head band prevents the wrench from slipping off.
- Almost all components available as replacement parts, time-saving order process thanks to numbering system.

Art.-No.		 inch	 inch	 x	max. US t	 max. ft lb
44-1	-016028	3 7/8	3 7/8	2	3	6.5
44-2	-016103	4 3/4	4 3/4	2	5.5	65.5
44-3	-016288	6 3/8	6 3/8	2	6.5	10
44-4	-016363	9 7/8	7 7/8	2	7.5	140
44-5	-815133	11 7/8	9 7/8	2	10	147.5
44-6	-815218	14 3/4	11	2	10	147.5



Universal 3-jaw puller with self-centering jaws

ST

For removing bearings, gears, discs, etc.

45



Description

- Standard pulling hook.
- Automatic self-centering pulling hooks.
- The three-arm design ensures that the load is distributed evenly and that the part to be removed is held securely.
- Optimal adjustment of the spindle to the shaft with 2-sided spindle tip.
- Mechanical pressure screw.

Advantage

- Spindle head band prevents the wrench from slipping off.
- Almost all components available as replacement parts, time-saving order process thanks to numbering system.

Art.-No.	4021176	inch		J _x	max.	
		inch	inch		US t	ft lb
45-1	-016448	3 7/8	3 7/8	3	4	6.5
45-2	-016516	4 3/4	4 3/4	3	6.5	88.5
45-3	-016691	6 3/8	6 3/8	3	8.5	132.5
45-4	-016776	9 7/8	7 7/8	3	10	147.5
45-5	-815393	11 7/8	9 7/8	3	10	147.5
45-6	-815478	14 3/4	11	3	10	147.5
45-7	-821646	23 5/8	13 3/4	3	10	147.5

01



2-jaw pullers for roller bearings, swedish model

ST

For removing bearings, gears, discs, etc.

112



Description

- Standard pulling hook.
- Automatic self-centering pulling hooks.
- Two-arm design for space-saving operation.
- Mechanical pressure screw.
- Milled thread treated with special coating.

Advantage

- Quick adjustment of the spread by a knurled cone.
- Spindle head band prevents the wrench from slipping off.
- Almost all components available as replacement parts, time-saving order process thanks to numbering system.

Art.-No.	4021176	inch		J _x	max.	
		inch	inch		US t	ft lb
112-1	-418143	2 3/16	1 3/4	2	1.5	18
112-10	-418891	2 5/8	2 3/4	2	1.5	18
112-2	-419218	4	2 3/4	2	3	40.5
112-20	-420283	3 7/8	3 7/8	2	3	40.5
112-3	-420368	7 1/4	6 1/2	2	4	47.5

3-jaw pullers for roller bearings, swedish model

ST

For removing bearings, gears, discs, etc.

113



Description

- Standard pulling hook.
- Automatic self-centering pulling hooks.
- The three-arm design ensures that the load is distributed evenly and that the part to be removed is held securely.
- Mechanical pressure screw.
- Milled thread treated with special coating.

Advantage

- Quick adjustment of the spread by a knurled cone.
- Spindle head band prevents the wrench from slipping off.
- Almost all components available as replacement parts, time-saving order process thanks to numbering system.

Art.-No.	4021176	inch		J _x	max.	
		inch	inch		US t	ft lb
113-20	-422423	4 7/8	3 7/8	3	3	33
113-3	-422751	7 1/4	6 1/2	3	4	44



Pullers with Auto-Snap

Universal 2-jaw pullers with Auto-Snap

ST

For removing bearings, gears, discs, etc. for tight or difficult-to-access spaces.

482



482-1

482-2

482-3

482-4

482-5







Description

- Automatic tensioning and centering of the extractor jaws.
- Thanks to the integrated force transmission via the spring mechanism, the clamping force increases in proportion to the pulling force.
- Two-arm design for space-saving operation.
- Mechanical pressure screw.
- Milled thread treated with special coating.

Advantage

- The elastic effect and slim design enables parts to be pulled in difficult-to-reach places.
- Almost all components available as replacement parts, time-saving order process thanks to numbering system.

Art.-No.		 inch	 inch	J _x	max. US t	 max. ft lb
482-1	-479779	5/8 - 2 3/8	1 5/8	2	1.5	0
482-2	-479854	3/4 - 3 3/8	4	2	1.5	0
482-3	-479939	5 7/8	5 7/8	2	2.5	25.5
482-4	-480096	7 7/8	7 7/8	2	3	29.5
482-5	-480171	9 7/8	9 7/8	2	3	29.5

Universal 2-jaw pullers with Auto-Snap

ST

For removing bearings, gears, discs, etc. for tight or difficult-to-access spaces.

483







Description

- Automatic tensioning and centering of the extractor jaws.
- Thanks to the integrated force transmission via the spring mechanism, the clamping force increases in proportion to the pulling force.
- The three-arm design ensures that the load is distributed evenly and that the part to be removed is held securely.
- Mechanical pressure screw.
- Milled thread treated with special coating.

Advantage

- The elastic effect and slim design enables parts to be pulled in difficult-to-reach places.
- Almost all components available as replacement parts, time-saving order process thanks to numbering system.

Art.-No.		 inch	 inch	J _x	max. US t	 max. ft lb
483-2	-480331	3 3/8	4	3	1.5	0
483-3	-480416	5 7/8	5 7/8	3	2.5	25.5
483-4	-480584	7 7/8	7 7/8	3	3	29.5
483-5	-480669	9 7/8	9 7/8	3	3	29.5

2-jaw Auto-Snap pullers in display package

ST

For removing bearings, gears, discs, etc. for tight or difficult-to-access spaces.

482








Description

- Automatic tensioning and centering of the extractor jaws.
- Thanks to the integrated force transmission via the spring mechanism, the clamping force increases in proportion to the pulling force.
- Two-arm design for space-saving operation.
- Mechanical pressure screw.
- Milled thread treated with special coating.

Advantage

- The elastic effect and slim design enables parts to be pulled in difficult-to-reach places.
- Almost all components available as replacement parts, time-saving order process thanks to numbering system.
- Complete easy-to-manage package.
- Kit in the tried-and-tested KUKKO-i-Boxx-System.

Art.-No.		 inch	 inch	J _x		Stück pieces	
K-482	-123245	5 7/8	5 7/8	2	482-1, 482-2, 482-3	3	i-Boxx



Pullers with cone-driven spread adjuster

2-jaw puller with cone-driven spread adjuster

ST

For removing bearings, gears, discs, etc.

220



Description

- Automatic self-centering pulling hooks.
- Cone-guided spread adjustment.
- Two-arm design for space-saving operation.
- Mechanical pressure screw.
- Milled thread treated with special coating.

Advantage

- Quick adjustment of the spread by a knurled cone.
- Turning the pulling hooks enables them to be used both internally and externally.
- A tube of KUKKO special grease included for pressure spindle.

Art.-No.		 inch	 inch	J ^x
220-02	-778919	7 7/8	6 1/2	2

3-jaw puller with cone-driven spread adjuster

ST

For removing bearings, gears, discs, etc.

220-03



Description

- Automatic self-centering pulling hooks.
- Cone-guided spread adjustment.
- The three-arm design ensures that the load is distributed evenly and that the part to be removed is held securely.
- Mechanical pressure screw.
- Milled thread treated with special coating.

Advantage

- Quick adjustment of the spread by a knurled cone.
- Turning the pulling hooks enables them to be used both internally and externally.
- A tube of KUKKO special grease included for pressure spindle.

Art.-No.		 inch	 inch	J ^x
220-03	-779091	7 7/8	6 1/2	3

Universal puller with slide hammer

ST

For removing bearings, gears, discs, etc.

220



220

220-K



Description

- Automatic self-centering pulling hooks.
- Cone-guided spread adjustment.
- Flexibility assured thanks to two-arm or three-arm design.
- Mechanical pressure screw.
- Milled thread treated with special coating.

Advantage

- Quick adjustment of the spread by a knurled cone.
- Turning the pulling hooks enables them to be used both internally and externally.
- Also suitable for removing parts with threaded holes due to the bolt disc included in the set.
- A tube of KUKKO special grease included for pressure spindle.

Art.-No.		 inch	 inch	 inch	J ^x	
220	-030611	1 5/8 - 3 5/8	0 - 7 7/8	6 1/2	3	220-02, 220-03
220-K	-874055	1 5/8 - 3 5/8	0 - 7 7/8	6 1/2	3	220-02, 220-03



Pullers with reversible jaws

2-jaw puller for fan wheels

ST

The extra thin hooks move through the two slits and grip the fan's collar.

201-S



Description

- The pulling hooks are reversible and can be used on both sides with various different types of hooks.
- The multiple boreholes in the pulling hooks enable users to work with variable reach.
- Two-arm design for space-saving operation.
- Mechanical pressure screw.
- Spindle head band prevents the wrench from slipping off.

Advantage

- Universal application thanks to adjustable clamping depths and two types of hook.
- Almost all components available as replacement parts, time-saving order process thanks to numbering system.

Art.-No.				J x		max.	
		inch	inch			US t	ft lb
201-S	-026911	7 7/8	7 7/8	2	3	1.5	22

3-jaw puller for fan wheels

ST

The extra thin hooks move through the three slits and grip the fan's collar.

202-S



Description

- The pulling hooks are reversible and can be used on both sides with various different types of hooks.
- The multiple boreholes in the pulling hooks enable users to work with variable reach.
- The three-arm design ensures that the load is distributed evenly and that the part to be removed is held securely.
- Mechanical pressure screw.
- Spindle head band prevents the wrench from slipping off.

Advantage

- Universal application thanks to adjustable clamping depths and two types of hook.
- Almost all components available as replacement parts, time-saving order process thanks to numbering system.

Art.-No.				J x		max.	
		inch	inch			US t	ft lb
202-S	-027581	7 7/8	7 7/8	3	3	2	25.5

2-jaw pullers with reversible double-end jaws

ST

For removing bearings, gears, discs, etc.

201



201-0
201-1
201-4



201-2
201-3



Description

- Swiveling and reversible puller hooks.
- Two-arm design for space-saving operation.
- Mechanical pressure screw.
- Milled thread treated with special coating.

Advantage

- The pulling hooks are reversible and can be used on both sides with various different types of hooks.
- The larger the pulling force, the stronger the puller hook's grip on the workpiece to be removed.
- Spindle head band prevents the wrench from slipping off.
- Auxiliary hydraulic ram series 9 for particularly tight parts, can be used from a particular puller size.
- Almost all components available as replacement parts, time-saving order process thanks to numbering system.

Art.-No.				J x			max.	
		inch	inch			inch	US t	ft lb
201-0	-026423	3 7/8	3	2	1	-	1.5	18
201-1	-026591	5 7/8	3 3/8	2	1	-	5.5	55
201-2	-026676	8 5/8	5 1/8	2	1	3/8	7.5	110.5
201-3	-026751	11 7/8	10 1/4	2	2	3/8	11	184
201-4	-026836	15	11 7/8	2	2	-	11	184



3-jaw pullers with reversible double-end jaws

ST

For removing bearings, gears, discs, etc.

202









Description

- Swiveling and reversible puller hooks.
- The three-arm design ensures that the load is distributed evenly and that the part to be removed is held securely.
- Mechanical pressure screw.
- Milled thread treated with special coating.
- If there is not adequate free space around the part to be removed, we recommend using a 2-jaw puller serie 201.

Advantage

- The pulling hooks are reversible and can be used on both sides with various different types of hooks.
- The larger the pulling force, the stronger the puller hook's grip on the workpiece to be removed.
- Spindle head band prevents the wrench from slipping off.
- Auxiliary hydraulic ram series 9 for particularly tight parts, can be used from a particular puller size.
- Almost all components available as replacement parts, time-saving order process thanks to numbering system.

Art.-No.				J x			max.	
		inch	inch			inch	US t	ft lb
202-0	-027093	3 7/8	3	3	1	-	1.5	18
202-1	-027178	5 7/8	3 3/8	3	1		5.5	55
202-2	-027253	8 5/8	5 1/8	3	1	3/8	7.5	110.5
202-3	-027338	11 7/8	10 1/4	3	2		11	184
202-4	-027413	15	11 7/8	3	2		11	184



3-jaw combination pullers with reversible double-end jaws

ST

For removing bearings, gears, discs, etc.

203









Description

- Combi-pullers can be used as a 3-jaw and 2-jaw puller.
- Swiveling and reversible puller hooks.
- Mechanical pressure screw.
- Milled thread treated with special coating.

Advantage

- The pulling hooks are reversible and can be used on both sides with various different types of hooks.
- The larger the pulling force, the stronger the puller hook's grip on the workpiece to be removed.
- Spindle head band prevents the wrench from slipping off.
- Auxiliary hydraulic ram series 9 for particularly tight parts, can be used from a particular puller size.
- Almost all components available as replacement parts, time-saving order process thanks to numbering system.

Art.-No.				J x			max.	
		inch	inch				US t	ft lb
203-0	-027666	4 3/4	3	2/3	1		1.5	18
203-1	-027741	7 1/8	3 3/8	2/3	1		5.5	55
203-2	-027826	11 1/32	5 1/8	2/3	1		7.5	110.5
203-3	-027901	13 3/4	10 1/4	2/3	2		11	184
203-4	-028083	15 3/4	11 7/8	2/3	2		11	184



Pullers with side clamp

2-jaw bearing pullers "Cobra" with separating claw and side clamp

ST

For removing tight ball bearings, bearing rings and workpieces.

204-0



204-0

204-02



Description

- Puller hooks are specially hardened and smoothed.
- With integrated clamp.
- Mechanical pressure screw.
- Milled thread treated with special coating.

Advantage

- When the tension clamp is tightened, the pulling jaws grip below the part to be removed and loosen it before the actual removal process.
- Clamps increase the pressure of the hooks significantly and prevent the puller from slipping.
- Spindle head band prevents the wrench from slipping off.
- Safe, fast and efficient disassembly.
- No cut-off grinding, chiselling or hammering required

Art.-No.					max.	
	4021176	inch	inch	J x	US t	max. ft lb
204-0	-028168	2	2 3/4	2	1	0
204-02	-339516	4	3 7/8	2	4	55

Universal 2-jaw pullers with side clamp

ST

For removing particularly tight ball bearings, bearing rings and workpieces.

204



Description

- With integrated clamp.
- Mechanical pressure screw.
- Milled thread treated with special coating.

Advantage

- Clamps increase the pressure of the hooks significantly.
- Spindle head band prevents the wrench from slipping off.
- Safe, fast and efficient disassembly.
- Almost all components available as replacement parts, time-saving order process thanks to numbering system.
- Note: Pressure pads from series 600-17 are a good addition if the shaft is hollow and the spindle cannot be supported.

Art.-No.					max.	
	4021176	inch	inch	J x	US t	max. ft lb
204-1	-028243	3 3/16	4	2	5.5	73.5
204-2	-028328	3 7/8	3 7/8	2	6.5	88.5
204-3	-028403	5 7/8	5 1/2	2	8	129





2-jaw separator pullers "Cobra" with adjustable reach

ST

01

For pulling bearings, gears, discs, etc. that are lying flat against one another.

210



Description

- The pulling hooks are reversible and can be used on both sides with 2 different types of hooks. One side features normal pulling claws and the other, separating claws.
- Puller hooks are specially hardened and smoothed.
- The multiple boreholes in the pulling hooks enable users to work with variable reach.
- With integrated clamp.
- Two-arm design for space-saving operation.

Advantage

- Double-sided hooks.
- When the tension clamp is tightened, the pulling jaws grip below the part to be removed and loosen it before the actual removal process.
- Universal application thanks to adjustable clamping depths and two types of hook.
- Clamps increase the pressure of the hooks significantly.
- Spindle head band prevents the wrench from slipping off.

Art.-No.	4021176					max.	
		inch	inch	x	x	US t	max. ft lb
210-1	-030383	3 3/4	6 3/4	2	4	5.5	73.5
210-2	-030468	5 3/8	10 5/8	2	5	8.5	10
210-3	-030536	5 7/8	12 7/8	2	5	11	147.5

Universal puller set with side clamp

ST

For pulling and removing bearings, gears, etc.

K-204-02-210-1



Description

- The legs of the puller feature an adjustable height, are partially invertible, and have standard pulling and separating claws.
- Puller hooks are specially hardened and smoothed.
- The multiple boreholes in the pulling hooks enable users to work with variable reach.
- Collar can be used for both pullers and provides additional stability and support for the separation process.
- Mechanical pressure screw.

Advantage

- Universal application thanks to adjustable clamping depths and two types of hook.
- Clamps increase the pressure of the hooks significantly.
- Safe, fast and efficient disassembly.
- Almost all components available as replacement parts, time-saving order process thanks to numbering system.
- Practical package for universal use.

Art.-No.	4021176					
		inch	inch			
K-204-02-210-1	-038464	3 1/2 - 3 7/8	3 7/8 - 6 3/4	5	204-02, 210-1, 1007-17, 1007-22, 225-150	i-Boxx

Universal puller set

For pulling and removing bearings, gears, etc.

K-204-V-210-1



Description

- The legs of the puller feature an adjustable height, are partially invertible, and have standard pulling and separating claws.
- Puller hooks are specially hardened and smoothed.
- The multiple boreholes in the pulling hooks enable users to work with variable reach.
- Collar can be used for both pullers and provides additional stability and support for the separation process.
- Mechanical pressure screw.

Advantage

- Universal application thanks to adjustable clamping depths and two types of hook.
- Clamps increase the pressure of the hooks significantly.
- Safe, fast and efficient disassembly.
- Almost all components available as replacement parts, time-saving order process thanks to numbering system.
- Practical package for universal use.

Art.-No.	4021176				
		inch	inch	Zoll	
K-204-V-210-1	-100536	3 1/2 - 3 3/4	3 7/8 - 6 3/4	7/8	i-Boxx



Pullers with adjustable jaws

3-jaw "Alligator" pullers with pre-settable jaws

ST

For removing bearings, gears, discs, etc.

12



BESTSELLER






Description

- The pulling jaws are fastened with screws and easy to replace.
- Standard pulling hook.
- Moving and slipping is prevented by self lock.
- The three-arm design ensures that the load is distributed evenly and that the part to be removed is held securely.
- Mechanical pressure screw.

Advantage

- The Alligator conversions ensure that the pulling hooks can only be opened and closed by operating the adjustment spanner. The grip of the conversions is therefore as strong as an alligator's bite.
- Spindle head band prevents the wrench from slipping off.
- Almost all components available as replacement parts, time-saving order process thanks to numbering system.

Art.-No.				J _x	max. US t	max. ft lb
12-1	-006616	3 7/8	3 7/8	3	8.5	132.5
12-2	-006791	5 7/8	4 7/8	3	9.5	140
12-3	-006876	7 7/8	6 1/2	3	11	184



The pulling jaws are fastened with screws and easy to replace.



3-jaw puller with pre-settable jaws for inside and outside pulling

ST

For removing bearings, gears, discs, etc.

12






Description

- 3-jaw puller with pre-settable jaws for inside and outside pulling
- The three-arm design ensures that the load is distributed evenly and that the part to be removed is held securely.
- Moving and slipping is prevented by self lock.
- Mechanical pressure screw.
- Milled thread treated with special coating.

Advantage

- The Alligator conversions ensure that the pulling hooks can only be opened and closed by operating the adjustment spanner. The grip of the conversions is therefore as strong as an alligator's bite.
- Spindle head band prevents the wrench from slipping off.

Art.-No.				J _x	max. US t	max. ft lb
12-4	-850509	9 7/8	8 7/8	3	11	221
12-5	-850684	13 3/4	10 7/8	3	11	221
12-6	-850769	17 3/4	11 7/8	3	16.5	206.5
12-7	-850844	25 5/8	13 3/4	3	16.5	206.5



Small part puller

Small-part pullers, e.g. for speedometer cable pullers

ST

For speedometer cable, pressure gauges, clocks, model building, etc.

140



Description

- Extra narrow gripping jaws.
- With exchangeable centring pin.
- Mechanical pressure screw.

Advantage

- This handy, space-saving model is particularly suited for speedometer cables, pressure gauges, clock model making and other similar applications.
- The thin jaws are suitable for narrow, difficult-to-access locations.

Art.-No.					
	4021176	inch	inch	inch	mm
140-1	-266720	~1/8	3/8	3/8	0,9 / 1,3 / 1,8
140-2	-266737	~1/8	5/8	5/8	0,9 / 1,3 / 1,8 / 2,0
140-3	-266751	~1/4	3/4	3/4	0,9 / 1,3 / 1,8 / 2,0 / 3,0

Small-part pullers set

ST

For speedometer cable, pressure gauges, clocks, model building, etc.

140-S



Description

- Extra narrow gripping jaws.
- With exchangeable centring pin.
- Mechanical pressure screw.
- Instructions on the cover.
- Secure storage in special foam.

Advantage

- This handy, space-saving model is particularly suited for speedometer cables, pressure gauges, clock model making and other similar applications.
- The thin jaws are suitable for narrow, difficult-to-access locations.
- Set also includes 2 precision screwdrivers.
- Complete easy-to-manage package.
- Complete set packaged in a practical KUKKO L-Boxx-Mini.

Art.-No.					Stück pieces	
	4021176	mm				L-Boxx MINI
140-S	-951138	0,9 / 1,3 / 1,8 / 2,0 / 3,0	PH00	140-1, 140-2, 140-3	11	

Small-part puller

ST

For speedometer cable, pressure gauges, clocks, model building, etc.

Micro




Description

- Extra narrow gripping jaws.
- Mechanical pressure screw.

Advantage

- This handy, space-saving model is particularly suited for speedometer cables, pressure gauges, clock model making and other similar applications.
- The thin jaws are suitable for narrow, difficult-to-access locations.

Art.-No.					
	4021176	inch	inch	inch	mm
Micro	-974755	3/16	3/4	3/4	1



Puller Economy

Universal 2-jaw pullers "Vario"

For removing bearings, gears, discs, etc.

120



Description

- Standard pulling hook.
- The end stop protects the hook from slipping off the cross-beam.
- Turning the pulling hooks with infinitely variable adjustment on the cross-beam.
- Two-arm design for space-saving operation.
- Mechanical pressure screw.

Advantage

- Quick change or turning of the pulling jaws by depressing the end stop.
- Turning the pulling hooks enables them to be used both internally and externally.
- Suitable for pulling asymmetric workpieces.
- Spindle head band prevents the wrench from slipping off.
- Almost all components available as replacement parts, time-saving order process thanks to numbering system.

Art.-No.				J x	max. US t
	4021176	inch	inch		
120-1	-918551	3 7/8	3 7/8	2	3,30
120-10	-918599	4 7/8	3 7/8	2	3,30
120-2	-918636	5 7/8	5 7/8	2	3,30
120-20	-918674	7 7/8	5 7/8	2	3,30
120-3	-918711	9 7/8	7 7/8	2	3,30
120-30	-918759	13 3/4	7 7/8	2	4,40

ST

Sales display "Economy"

For removing bearings, gears, discs, etc.

120-ST



Description

- The sales and workshop stands enable 2-jaw pullers to be stored and presented safely.
- Standard pulling hook.
- The end stop protects the hook from slipping off the cross-beam.
- Two-arm design for space-saving operation.
- Pulling hooks with infinitely variable adjustment on the cross-beam.

Advantage

- Quick change or turning of the pulling jaws by depressing the end stop.
- Turning the pulling hooks enables them to be used both internally and externally.
- Suitable for pulling asymmetric workpieces.
- Spindle head band prevents the wrench from slipping off.
- Almost all components available as replacement parts, time-saving order process thanks to numbering system.

Art.-No.		J x		Stück pieces
	4021176			
120-ST	-961489	2	120-1, 120-10, 120-2, 120-20, 120-3, 20-STL	5

ST

Universal 3-jaw pullers "Vario"

For removing bearings, gears, discs, etc.

130



Description

- Standard pulling hook.
- The end stop protects the hook from slipping off the cross-beam.
- The three-arm design ensures that the load is distributed evenly and that the part to be removed is held securely.
- Mechanical pressure screw.
- Exchangeable spindle top.

Advantage

- Quick change or turning of the pulling jaws by depressing the end stop.
- Turning the pulling hooks enables them to be used both internally and externally.
- Suitable for pulling asymmetric workpieces.
- Spindle head band prevents the wrench from slipping off.
- Almost all components available as replacement parts, time-saving order process thanks to numbering system.

Art.-No.				J x	max. US t
	4021176	inch	inch		
130-10	-918834	4 3/8	3 7/8	3	3,30
130-2	-918872	5 7/8	5 7/8	3	3,85
130-20	-918919	7 7/8	5 7/8	3	3,30
130-3	-918957	9 7/8	7 7/8	3	7,71

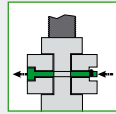
ST



Universal 2-jaw pullers "Techno"

For removing bearings, gears, discs, etc.

110







Description

- Standard pulling hook.
- The pin protects the pulling jaw from slipping off the cross-beam.
- The pulling jaws are consistently straight and equally slim.
- Pulling hooks with infinitely variable adjustment on the cross-beam.
- Two-arm design for space-saving operation.

Advantage

- Turning the pulling hooks enables them to be used both internally and externally.
- Spindle head band prevents the wrench from slipping off.
- Almost all components available as replacement parts, time-saving order process thanks to numbering system.

Art.-No.		 inch	 inch	 x	max. US t
110-01	-923753	2	2	2	0,55
110-02	-923760	3 3/16	2	2	1,10
110-1	-923777	3 7/8	3 7/8	2	4,40
110-10	-923784	4 3/4	3 7/8	2	2,20
110-2	-923791	6 3/8	5 7/8	2	5.5
110-20	-923807	7 7/8	5 7/8	2	0
110-3	-923814	9 7/8	7 7/8	2	6.5
110-4	-956317	13 3/4	9 7/8	2	7,71

ST

01



Farm and workshop puller with jaws of varying lengths, in set

For removing bearings, gears, discs, etc.

200-U



Description

- Four pairs of jaws for different jobs.
- Particularly suitable for agricultural machinery.
- Two-arm design for space-saving operation.
- Pulling hooks with infinitely variable adjustment on the cross-beam.
- Mechanical pressure screw.

Advantage

- Versatile and economical.
- By simply turning the pulling jaws, they can be used both internally and externally.
- The pulling jaws can be connected with bolts (M10 / 3/8") up to a reach of 580 mm (23").
- Spindle head band prevents the wrench from slipping off.
- Almost all components available as replacement parts, time-saving order process thanks to numbering system.

Art.-No.		 inch	 inch
200-U	-025433	9 7/8	3 3/16 - 7 1/8

ST

Farm and workshop puller with jaws in varying lengths, in set with metal case

For removing bearings, gears, discs, etc.

200-UM









Description

- Four pairs of jaws for different jobs.
- Particularly suitable for agricultural machinery.
- Two-arm design for space-saving operation.
- Pulling hooks with infinitely variable adjustment on the cross-beam.
- Mechanical pressure screw.

Advantage

- Versatile and economical.
- By simply turning the pulling jaws, they can be used both internally and externally.
- The pulling jaws can be connected with bolts (M10 / 3/8") up to a reach of 580 mm (23").
- Spindle head band prevents the wrench from slipping off.
- Almost all components available as replacement parts, time-saving order process thanks to numbering system.

Art.-No.		 inch	 inch	 x		
200-UM	-025501	9 7/8	3 3/16 - 7 1/8	2	200-U	Metal

ST



Universal 2-jaw puller with adjustable reach and swiveling jaws

ST

For removing bearings, gears, discs, etc.

208









Description

- Curved, swiveling standard puller hooks with height adjustment.
- Two-arm design for space-saving operation.
- Mechanical pressure screw.
- Milled thread treated with special coating.
- If there is adequate free space around the part to be removed, we recommend a 3-jaw puller series 209 for optimal force distribution.

Advantage

- The larger the pulling force, the stronger the puller hook's grip on the workpiece to be removed.
- Universal application thanks to adjustable depths.
- Spindle head band prevents the wrench from slipping off.
- Almost all components available as replacement parts, time-saving order process thanks to numbering system.

Art.-No.		 inch	 inch	 x	 x	max. US t	 max. ft lb
208-01	-432408	3/4 - 6 3/4	3 3/4 - 4 7/8	2	2	2	14.5
208-02	-432651	3/4 - 9 1/16	5 7/8 - 7 1/2	2	2	2.5	6.5

Universal 3-jaw puller with adjustable reach and adjustable swiveling jaws

ST

For removing bearings, gears, discs, etc.

209









Description

- Curved, swiveling standard puller hooks with height adjustment.
- Two-arm design for space-saving operation.
- Mechanical pressure screw.
- Milled thread treated with special coating.
- If there is not adequate free space around the part to be removed, we recommend a 2-jaw puller series 208 for optimal force distribution.

Advantage

- The larger the pulling force, the stronger the puller hook's grip on the workpiece to be removed.
- Universal application thanks to adjustable depths.
- Spindle head band prevents the wrench from slipping off.
- Almost all components available as replacement parts, time-saving order process thanks to numbering system.

Art.-No.		 inch	 inch	 x	 x	max. US t	 max. ft lb
209-01	-432576	3/4 - 6 3/4	3 3/4 - 4 7/8	3	2	2	14.5
209-02	-432736	3/4 - 9 1/16	5 7/8 - 7 1/2	3	2	2.5	6.5

2-jaw puller with reversible double-end jaws

ST

For removing bearings, gears, discs, etc.

208-0









Description

- Swiveling and reversible puller hooks.
- Two-arm design for space-saving operation.
- Parallel pulling hooks in every position, even with full load.
- Mechanical pressure screw.
- Milled thread treated with special coating.

Advantage

- The pulling hooks are reversible and can be used on both sides with various different types of hooks.
- Universal application thanks to adjustable depths.
- The larger the pulling force, the stronger the puller hook's grip on the workpiece to be removed.
- Spindle head band prevents the wrench from slipping off.
- Almost all components available as replacement parts, time-saving order process thanks to numbering system.

Art.-No.		 inch	 inch	 x	 x	max. US t	 max. ft lb
208-0	-432248	3 7/8	2 - 3 7/8	2	2	1	14.5



3-jaw puller with reversible double-end jaws

ST

01

For removing bearings, gears, discs, etc.

209-0









Description

- Swivelling and reversible puller hooks.
- The three-arm design ensures that the load is distributed evenly and that the part to be removed is held securely.
- Parallel pulling hooks in every position, even with full load.
- Mechanical pressure screw.
- Milled thread treated with special coating.

Advantage

- The pulling hooks are reversible and can be used on both sides with various different types of hooks.
- Universal application thanks to adjustable depths.
- The larger the pulling force, the stronger the puller hook's grip on the workpiece to be removed.
- Spindle head band prevents the wrench from slipping off.
- Almost all components available as replacement parts, time-saving order process thanks to numbering system.

Art.-No.		 inch	 inch	 x	 x	max. US t	 max. ft lb
209-0	-432323	3 7/8	2 - 3 7/8	3	2	1	14.5

Universal 2-jaw "economy" puller with adjustable reach, long hydraulic spindle and swiveling jaws

ST

For pulling particularly tight bearings, gears, discs, etc.

208-2-B









Description

- Swivelling standard puller jaws.
- Two-arm design for space-saving operation.
- Grease hydraulics.
- Milled thread treated with special coating.
- If there is adequate free space around the part to be removed, we recommend using a 3-jaw puller series 206-B for optimal force distribution.

Advantage

- Easy and even pulling for particularly tight parts.
- The larger the pulling force, the stronger the puller hook's grip on the workpiece to be removed.
- Universal application thanks to adjustable depths.
- Spindle head band prevents the wrench from slipping off.
- Almost all components available as replacement parts, time-saving order process thanks to numbering system.

Art.-No.		 inch	 inch	 x	 x	 US t
208-2-B	-432811	15 3/4	8 7/8 - 15 3/4	2	3	1

Universal 3-jaw "economy" puller with adjustable reach, long hydraulic spindle and swiveling jaws

ST

For pulling particularly tight bearings, gears, discs, etc.

209-2-B










Description

- Swivelling standard puller jaws.
- Two-arm design for space-saving operation.
- Mechanical pressure screw.
- Grease hydraulics.
- Milled thread treated with special coating.

Advantage

- Easy and even pulling for particularly tight parts.
- The larger the pulling force, the stronger the puller hook's grip on the workpiece to be removed.
- Universal application thanks to adjustable depths.
- Spindle head band prevents the wrench from slipping off.
- Almost all components available as replacement parts, time-saving order process thanks to numbering system.

Art.-No.		 inch	 inch	 x	 x	 US t	 max. ft lb
209-2-B	-432996	19 3/4	8 7/8 - 15 3/4	3	3	16.5	33



- Consisting of:
Internal extractor and counter support
or internal extractor and slide hammer.
- Proven thousands of times for extracting
ball bearings, ball bearing outer rings and
bushings.
- Even bearings fitted quite tightly to the back
wall can be securely grasped and quickly
removed with the excellent clamping
mechanism.
- Guarantee for high performance and long
service life.



Internal extracting

Innen-Ausziehen

02



02

Selection of the right internal puller type.....	74
Auswahl der richtigen Innen-Ausziehvorrichtung	
Combination options.....	76
Kombinationsmöglichkeiten	
Internal extractor.....	78-79
Innenauszieher	
Slide hammers and sets.....	80-85
Gleithämmer und Sätze	
Counterstays and sets.....	83-84
Gegenstützen und Sätze	
Dowel-pins.....	84-85
Passtifte	






Selection of the right internal puller type











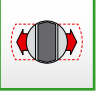
The part to be removed is in a recess and not on a shaft!



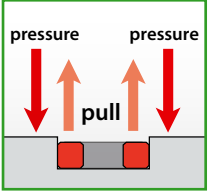

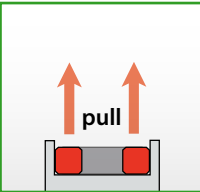

1st step: What is the interior diameter of the ball bearing



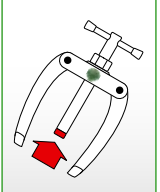
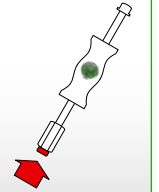
2nd step: Selection of the internal puller

<p style="text-align: center;">2 a</p> <p style="text-align: center;">2- and 3-shell Internal extractors</p> <div style="display: flex; justify-content: space-around; align-items: center;">    </div> <p style="text-align: center;">3/16 - 7 7/8 inch</p>	<p style="text-align: center;">2 b</p> <p style="text-align: center;">Segmented internal extractors for small spaces</p> <div style="display: flex; justify-content: space-around; align-items: center;">    </div> <p style="text-align: center;">3/16 - 3 1/16 inch</p>	<p style="text-align: center;">2 c</p> <p style="text-align: center;">Needle bearing extractors</p> <div style="display: flex; justify-content: space-around; align-items: center;">    </div> <p style="text-align: center;">3/8 - 1 inch</p>
--	---	--

3rd step: What is access like?

<p>3 a</p> <p>Supporting surface present → Counter stay</p> <div style="display: flex; align-items: center;">  <div style="margin-left: 20px;">  </div> </div>	<p>3 b</p> <p>NO supporting surface present → slide hammer</p> <div style="display: flex; align-items: center;">  <div style="margin-left: 20px;">  </div> </div>
---	---

Combinations of internal pullers with counter stays and slide hammers

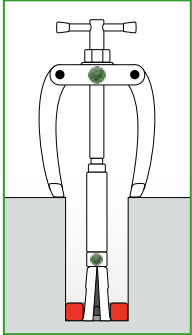
Counter stays and slide hammers can be combined with internal extractors of various sizes. The appropriate thread adapters are delivered with orders for counter stays and slide hammers.



Mode of operation

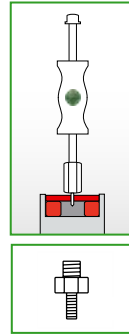
For pulling internal ball bearings, ball bearing outer rings and bushings. The bearings are securely grasped by the internal puller, in the inner ring, and quickly removed using the clamping effect. In order to be able to remove a bearing with an internal puller, a counter support or a slide hammer from series 22 will always be required.

Accessories: Extensions



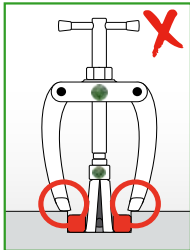
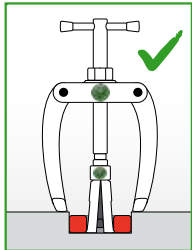
Many of the KUKKO internal extractors in the 21 series (not 21-E) can be expanded using an extension (series 21-V) for extracting parts set deep inside a bushing.

Accessories: Thread adapters

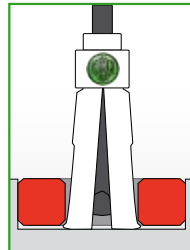


The KUKKO slide hammers can be used in combination with the thread adapters 22-1-AS anywhere where the threaded pin can be screwed directly into the part that needs to be removed.

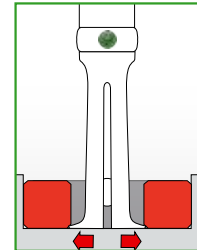
Safety instructions for internal pulling



When using a counter stay, ensure that the jaws of the counter stay do not block the part being removed.



Note: the internal extractors must grip firmly underneath the part to be removed.



If there is too little space in the bushing below the part to be removed, an internal extractor from series 21-E may be used..

The QR codes guide you to more information and usage videos online

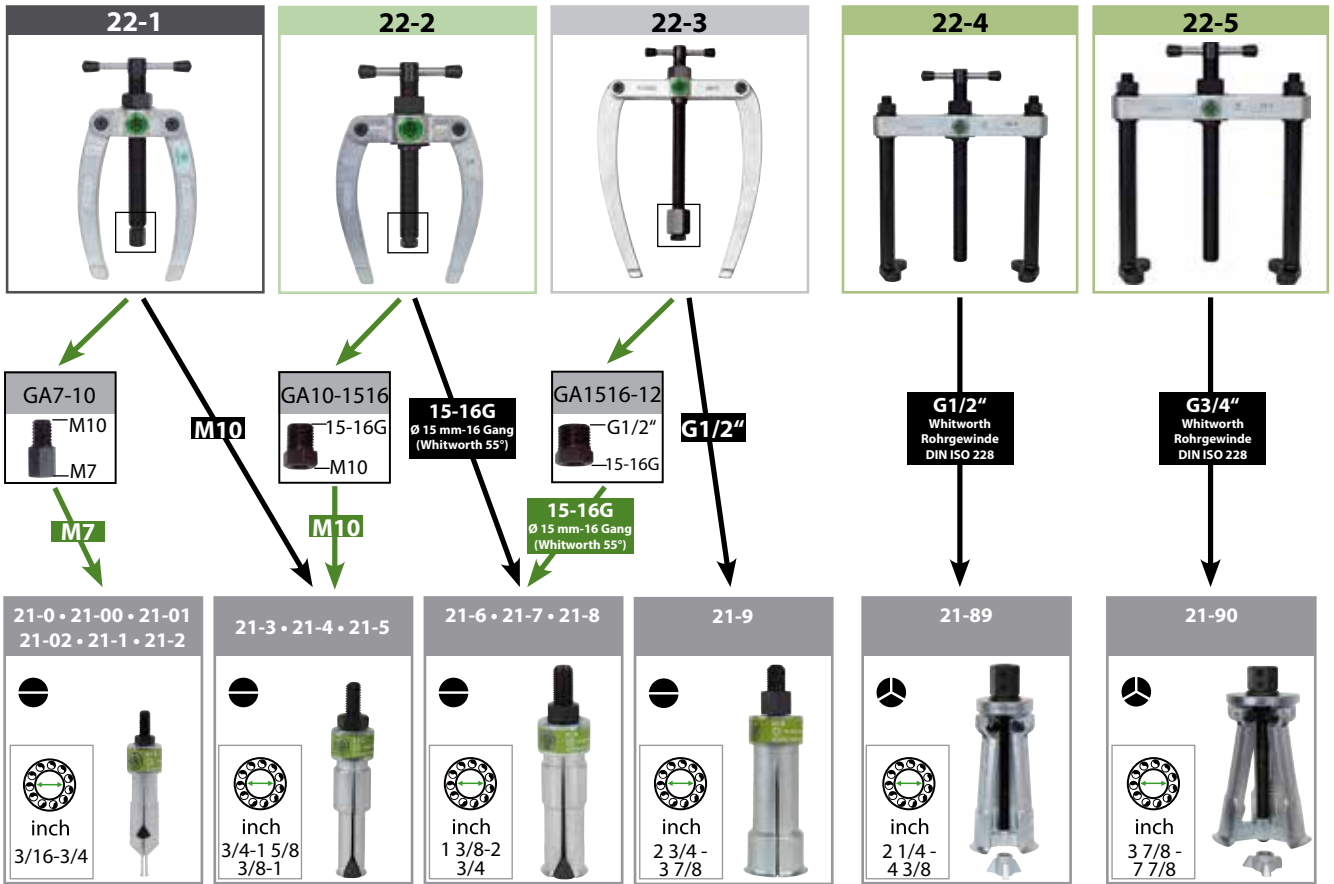


**Just scan and
experience KUKKO!**

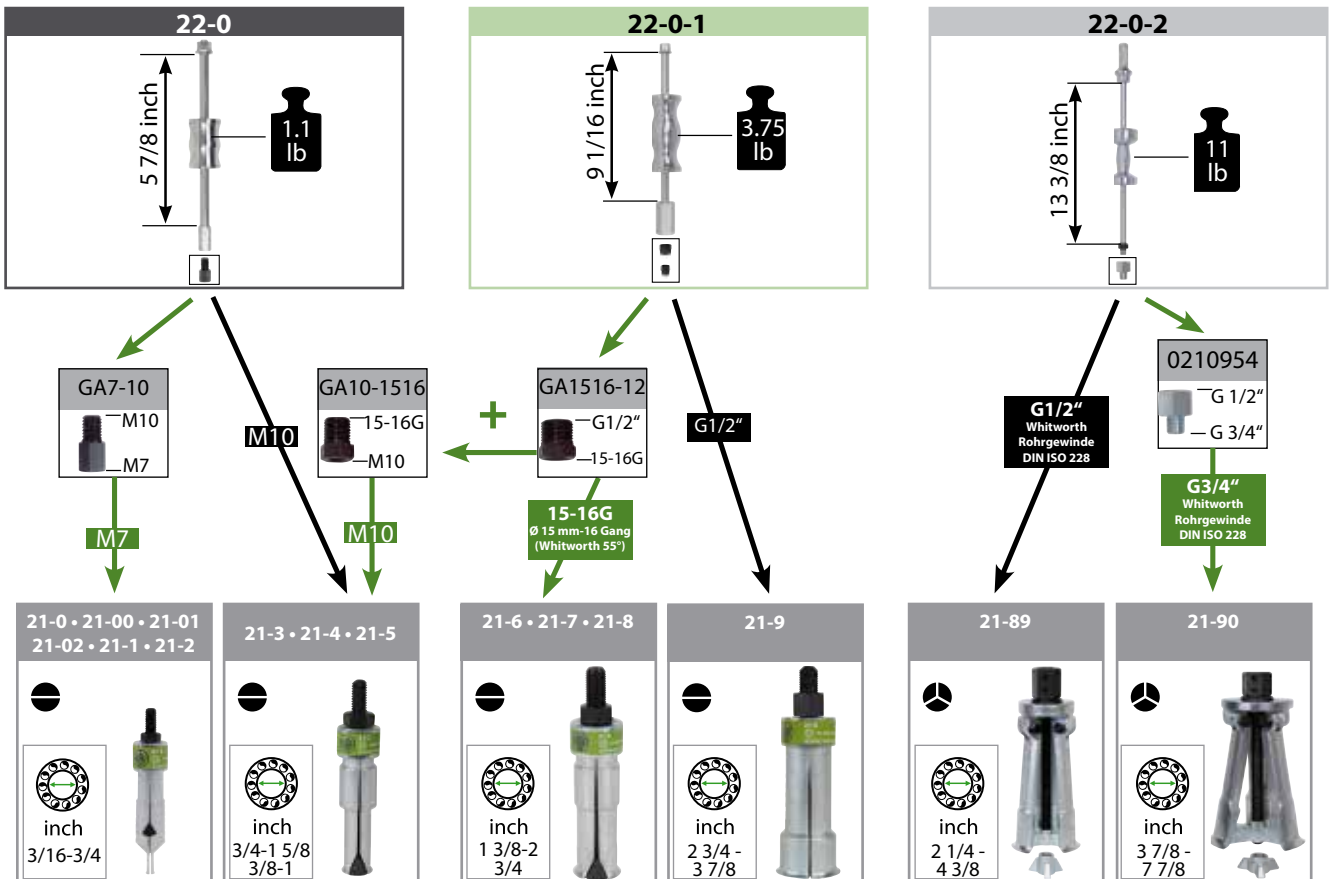




Combination of counter stay with internal extractors, series 21

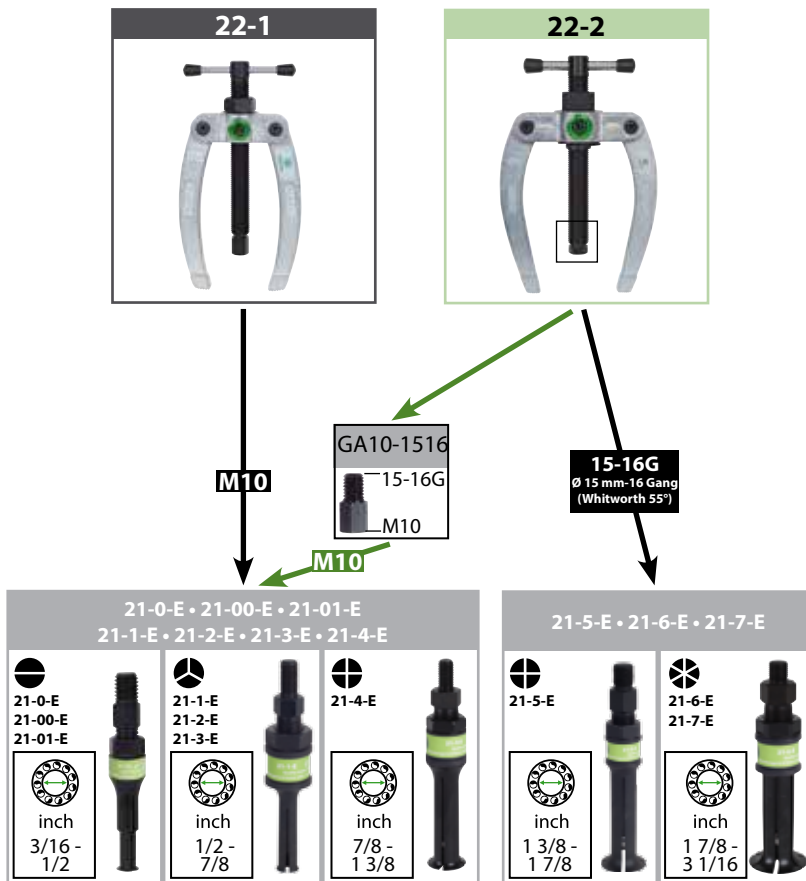


Combination of slide hammer with internal extractors, series 21



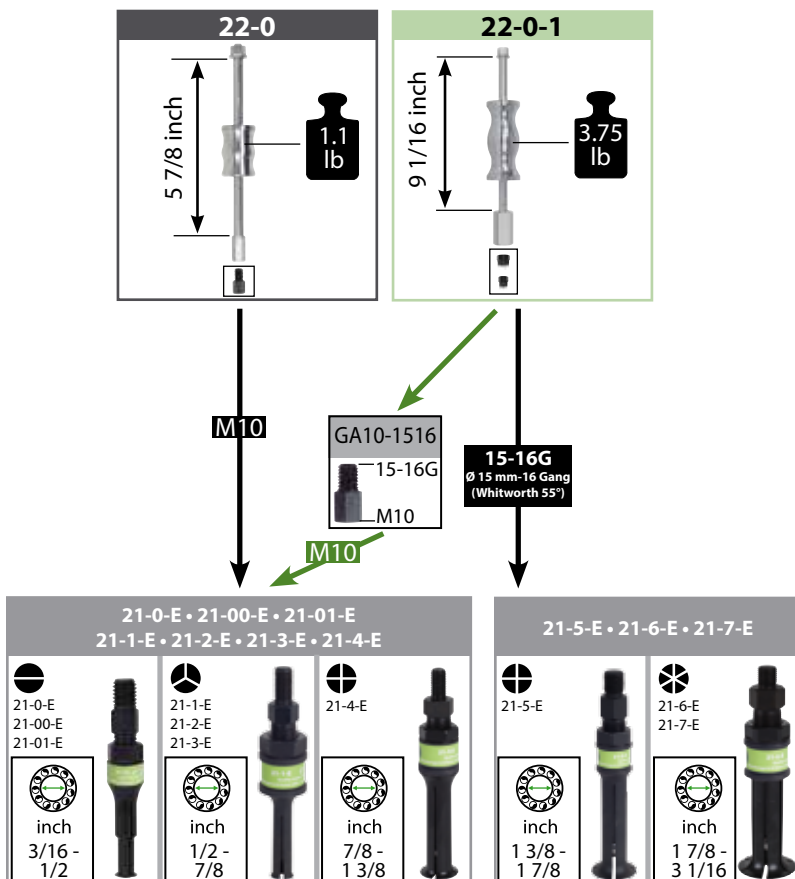


Combination of counter stay with segmented internal extractors, series 21-E

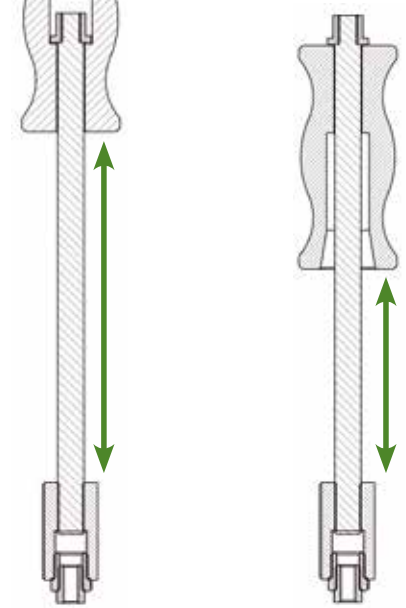


02

Combination of slide hammer with segmented internal extractors, series 21-E



By reversing the impact weight, the length of the impact area can be changed.



Long length of impact area: Use with high impact force

Short length of impact area: Use in confined installation area



Internal extractors

For extracting inner bearings, bearing outer rings and bushings.

21



21-0
21-00
21-01
21-02

21-1
21-2
21-3
21-4
21-5
21-6

21-7
21-8
21-9

21-89
21-90



Description

- The 2-shell design with extra large grasp edges ensures safe extraction.
- The internal extractors are equipped with an internal safety stop to protect against excess spreading and overloading.
- Mechanical pressure screw.

Advantage

- KUKKO internal extractors can be combined with counter supports and slide hammers.
- Spare parts are available for internal extractor sizes 21-89 and 21-90.

Art.-No.							
		inch	inch	inch	Segment		
21-0	-010408	1/4 - 3/8	5/8	2 7/8	2	22-0	22-1
21-00	-010576	1/4 - 3/8	5/8	2 7/8	2	22-0	22-1
21-01	-010651	3/8 - 3/16	5/8	2 7/8	2	22-0	22-1
21-02	-010736	3/8 - 5/8	5/8	2 7/8	2	22-0	22-1
21-1	-010811	3/16 - 5/8	1	2 7/8	2	22-0	22-1
21-2	-010996	5/8 - 3/4	1 1/16	2 7/8	2	22-0	22-1
21-3	-011153	3/4 - 7/8	1 3/8	3 1/2	2	22-0, 22-0-1	22-1, 22-2
21-4	-011238	3/4 - 1 3/16	1 5/8	3 5/8	2	22-0, 22-0-1	22-1, 22-2
21-5	-011498	1 3/16 - 1 5/8	7/8	4	2	22-0, 22-0-1	22-1, 22-2
21-6	-011566	1 3/8 - 1 7/8	2	4 3/8	2	22-0-1	22-2, 22-3
21-7	-011641	1 3/4 - 2 1/4	3 3/8	5 3/8	2	22-0-1	22-2, 22-3
21-8	-011726	2 1/4 - 2 3/4	3 3/8	5 1/4	2	22-0-1	22-2, 22-3
21-9	-011986	2 3/4 - 3 7/8	3 3/4	6 1/2	2	22-0-1	22-3
21-89	-011801	2 1/4 - 4 3/8	4 3/4	7 3/8	3	22-0-2	22-4
21-90	-012068	3 7/8 - 7 7/8	6 7/8	8 5/8	3	22-0-2	22-5

Needle bearing extractors

To extract internal needle bearings.

21-4x



Description

- The 2-shell design with extra large grasp edges ensures safe extraction.
- The internal extractors are equipped with an internal safety stop to protect against excess spreading and overloading.
- Mechanical pressure screw.
- Milled thread treated with special coating.

Advantage

- KUKKO internal extractors can be combined with counter supports and slide hammers.

Art.-No.							
		inch	inch	inch	Segment		
21-40	-411526	3/8 - 3/4	3/4	3 5/8	2	22-0, 22-0-1	22-1, 22-2
21-41	-186066	3/8 - 3/4	3/4	3 5/8	2	22-0, 22-0-1	22-1, 22-2
21-42	-186141	1/2 - 7/8	3/4	3 5/8	2	22-0, 22-0-1	22-1, 22-2
21-43	-186226	5/8 - 7/8	3/4	3 5/8	2	22-0, 22-0-1	22-1, 22-2
21-44	-186301	5/8 - 7/8	7/8	3 5/8	2	22-0, 22-0-1	22-1, 22-2
21-45	-186486	3/4 - 7/8	7/8	3 5/8	2	22-0, 22-0-1	22-1, 22-2
21-46	-186554	3/4 - 1	7/8	3 5/8	2	22-0, 22-0-1	22-1, 22-2

Needle bearing extractors

For pulling needle bearings, bearing bushings and outer bearing rings which have little or no undercut.

21-4x-E



Description

- The segmented design with extra short and fine grasp edges facilitates safe removal when there is little room for gripping of the internal extractor "from behind".
- Mechanical pressure screw.

Advantage

- The needle bearing extractor is particularly suited for removing the guide bearing (06B105313D) on the clutches of most models by VW / Audi / Skoda / Seat.
- Besides positive interlocking, force-fitted pulling is also possible through high preloading.
- KUKKO internal extractors can be combined with counter supports and slide hammers.

Art.-No.							
		inch	inch	inch	Segment		
21-44-E	-039300	5/8 - 3/4	2	3 1/2	3	22-0, 22-0-1	22-1, 22-2



Segmented internal extractor

ST

For extracting bearings, bearing outer rings and bushings that lay flat on one another.

21-E



21-0-E
21-00-E
21-01-E
21-1-E
21-2-E
21-3-E



21-4-E
21-5-E



21-6-E
21-7-E











Description

- The segmented design with extra fine grasp edges ensures safe extraction.
- Mechanical pressure screw.

Advantage

- KUKKO internal extractors can be combined with counter supports and slide hammers.
- Almost all components available as replacement parts, time-saving order process thanks to numbering system.

Art.-No.		 inch	 inch	 inch	 Segment			
21-0-E	-909153	3/16 - 1/4	1 3/16	2 1/8	2	22-0, 22-0-1	22-1, 22-2	
21-00-E	-909160	1/4 - 3/8	1 3/16	2 1/8	2	22-0, 22-0-1	22-1, 22-2	
21-01-E	-909177	3/8 - 1/2	1 3/16	2 1/8	2	22-0, 22-0-1	22-1, 22-2	
21-1-E	-930003	3/16 - 5/8	1 3/8	3 3/16	3	22-0, 22-0-1	22-1, 22-2	
21-2-E	-931000	5/8 - 3/4	1 5/8	3 1/4	3	22-0, 22-0-1	22-1, 22-2	
21-3-E	-931109	3/4 - 7/8	2	3 1/2	3	22-0, 22-0-1	22-1, 22-2	
21-4-E	-909191	7/8 - 1 3/8	2 1/4	3 7/8	4	22-0, 22-0-1	22-1, 22-2	
21-5-E	-924071	1 3/8 - 1 7/8	2 5/8	4 3/8	4	22-0-1, 22-2	22-2	
21-6-E	-924088	1 7/8 - 2 1/2	3 3/16	4 3/4	6	22-0-1, 22-2	22-2	
21-7-E	-924095	2 1/2 - 3 1/16	3 3/16	4 3/4	6	22-0-1, 22-2	22-2	

02

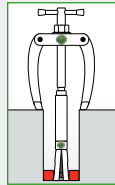


Extensions for internal extractors

ST

Extensions for internal extractor.

21-V






Description

- When combined with the internal extractors, extensions from series 21 enable deeper bearings to be extracted.

Advantage

- Almost all components available as replacement parts, time-saving order process thanks to numbering system.

Art.-No.		 inch	
21-V-040	-909214	1 5/8	21-0, 21-00, 21-01, 21-02, 21-2
21-V-060	-909221	2 3/8	21-0, 21-00, 21-01, 21-02, 21-2
21-V-080	-909238	3 3/16	21-0, 21-00, 21-01, 21-02, 21-2
21-V-310	-914386	3 7/8	21-3, 21-4, 21-5, 21-40, 21-41, 21-42, 21-43, 21-44, 21-45, 21-46

Set of extensions for internal extractors

ST

Set of extensions for internal extractor.

21-V







Description

- When combined with the internal series 21 extractors, extensions enable deeper bearings to be loosened.

Advantage

- Almost all components available as replacement parts, time-saving order process thanks to numbering system.

Art.-No.		 inch		
21-V-0	-909207	1 5/8; 2 3/8; 3 3/16; 3 7/8	21-0, 21-00, 21-01, 21-02, 21-2, 21-3, 21-4, 21-5, 21-40, 21-41, 21-42, 21-43, 21-44, 21-45, 21-46	21-V-040, 21-V-060, 21-V-080, 21-V-310



Slide hammer devices

For use with series 21, series 21-E or series 22-1-AS.

22-0


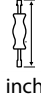
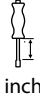

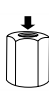




Description

- Contactless and careful pulling of internal bearings, etc.
- Ergonomically-shaped, solid sliding parts for optimum transfer of force.
- Space-saving with strong shock effect.

Advantage

- No supporting surface required.
- TIP: 22-0-2 The impact of the slide hammer can be increased by increments of 3 kg by screwing in one or multiple supplementary weights 22-0-2-100.

Art.-No.		 inch	 inch				
22-0	-012143	11 3/8	7 7/8	M12	M12/ M10	AG: M10 - IG: M7	21-0, 21-00, 21-01, 21-02, 21-1, 21-2, 21-3, 21-4, 21-5, 21-0-E, 21-1-E, 21-2-E, 21-3-E, 21-4-E, 21-40, 21-41, 21-42, 21-43, 21-44, 21-45, 21-46
22-0-1	-555558	12 1/4	9 1/16	M16 x1,5	M16x1,5 - G1/2"	AG: G1/2" - IG: 15- 16G; AG: 15-16G - IG: M10	21-3, 21-4, 21-5, 21-6, 21-7, 21-8, 21-9, 21-0-E, 21-00-E, 21-01-E, 21-1-E, 21-2-E, 21-3-E, 21-4-E, 21-5-E, 21-6-E, 21-7-E, 21-40, 21-41, 21-42, 21-43, 21-44, 21-45, 21-46
22-0-2	-111204	27 5/8	13 3/8	G1/2"	-	AG: G1/2" - IG: G3/4"	22-0-2-100, 21-89, 21-90
22-0-2-100	-111211	3 kg Zusatzgewicht / supplementary weight					22-0-2
G-22	-018442	M12					22-0, 22-0-1, 22-02



Advantage

- 3 component handle for maximum transfer of force, even when hands are wet or greasy.
- You keep a secure grip – before, during and after the removal process.
- Lower risk of injury.
- Fatigue-free operation with the 3-K handle.

Counterstays

For use with series 21, series 21-E or series 22-1-AS.

22



22-1
22-2
22-3

22-4
22-5



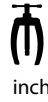



Description

- The arms on the counter supports are easy-to-adjust thanks to an internal spring mechanism. (size 1 to 3)
- The counter support nuts' friction resistance is reduced to a minimum as a result of the built-in pressure bearing.
- Thanks to their support struts, sizes (4 and 5) counter struts are particularly suited for large ball bearings, etc., and ensure that the assembly remains stable during the extraction process.
- Mechanical pressure screw.

Advantage

- The counter support can be combined with internal extractors and KUKKO screw adapters.
- Almost all components available as replacement parts, time-saving order process thanks to numbering system.

Art.-No.		 inch	 inch	max. US t	
22-1	-012228	2 3/16	4 3/4	3	21-0, 21-00, 21-01, 21-02, 21-1, 21-2, 21-3, 21-4, 21-5, 21-0-E, 21-00-E, 21-01-E, 21-1-E, 21-2-E, 21-3-E, 21-4-E, 21-40, 21-41, 21-42, 21-43, 21-44, 21-45, 21-46
22-2	-012303	3 7/8	6 1/2	4	21-3, 21-4, 21-5, 21-6, 21-7, 21-8, 21-0-E, 21-00-E, 21-01-E, 21-1-E, 21-2-E, 21-3-E, 21-4-E, 21-5-E, 21-6-E, 21-7-E, 21-40, 21-41, 21-42, 21-43, 21-44, 21-45, 21-46
22-3	-012488	7 1/8	11 1/32	5.5	21-6, 21-7, 21-8, 21-9
22-4	-112478	7 7/8	8 1/16	7.5	21-89
22-5	-012556	11 7/8	10 1/4	9.5	21-90





Percussion type bearing extractor sets

ST

Non-contact extraction of internal bearing, bushings, etc.

26



26-A
26-B



Description

- Non-contact extraction.
- Internal extractor with slide hammer.
- The 2-shell design with extra large grasp edges ensures safe extraction.
- The internal extractors are equipped with an internal safety stop to protect against excess spreading and overloading.
- Mechanical pressure screw.

Advantage

- Practical package for universal use.
- KUKKO internal extractors can be combined with counter supports and slide hammers.
- Almost all components available as replacement parts, time-saving order process thanks to numbering system.
- Complete easy-to-manage package.
- Kit in the tried-and-tested KUKKO-i-Boxx-System.

Art.-No.								St. pcs.	
		inch	inch						
26-A	-781629	1/4 - 3/4	11 3/8	M12	M12 - M7; M12 - M10; M12 - 15-16G	-	21-00, 21-01, 21-02, 21-1, 21-2, KS-22-01-GH, VM12-1516, VM12-10, VM12-7	9	i-Boxx
26-B	-781704	3/16 - 1 5/8	12 1/4	M16 x 1,5	M16x1,5 - G1/2"	AG:1/2" - IG:15-16G; AG:15-16G - IG:M10; AG:M10 - IG:M7	22-0-1, 21-1, 21-2, 21-3, 21-4, 21-5, GA7-10	7	i-Boxx

02



Set of slide hammer for extracting ball bearings and dowel-pins

ST

For non-contact extraction of interior bearings, outer bearing rings, bushings and components with threads (dowel pins, parallel keys, bolts, etc.).

28



28-A
28-B



Description

- Non-contact extraction.
- Internal extractor, dowel pins with slide hammer.
- The 2-shell design with extra large grasp edges ensures safe extraction.
- The internal extractors are equipped with an internal safety stop to protect against excess spreading and overloading.
- For removing parts with centric threaded holes.

Advantage

- Practical assembly is particularly suitable for tool and mold-making.
- KUKKO internal extractors can be combined with counter supports and slide hammers.
- Complete easy-to-manage package.
- Almost all components available as replacement parts, time-saving order process thanks to numbering system.

Art.-No.								
		inch	inch					
28-A	-507779	1/4 - 3/4	11 3/8	M12	M12 - M7; M12 - M10; M12 - 15-16G	-	M10 M3-M18	21-00, 21-01, 21-02, 21-1, 21-2, KS-22-01-GH, GE4-10, GE5-10, GE6-10, GE8-10, GE10-10, GE12-10, VM12-1516, VM12-10, GE3-10, GE14-10, GE16-10, GE18-10, VM12-7
28-B	-507786	3/16 - 1 5/8	12 5/8	M16 x1,5	M16 x1,5 - G1/2"	AG: 1/2 IG: 15-16G AG: M10 IG: M7 AG: 1/2 IG: M18x1,5 AG: 15-16G IG: M10	M18 x1,5 M8-M24	22-0-1, 21-1, 21-2, 21-3, 21-4, 21-5, GE14-1815, GE16-1815, GE18-1815, GE20-1815, GE22-1815, GE24-1815, GA7-10, GA12-1815, GE8-1815, GE10-1815, GE12-1815



Sets of bearing extracting tools

ST

For extracting inner bearings, bearing outer rings and bushings.

25

PERENNIAL FAVORITE



25-A



25-B



25-C



25-D



25-K
25-N



Description

- The 2-shell design with extra large grasp edges ensures safe extraction.
- The internal extractors are equipped with an internal safety stop to protect against excess spreading and overloading.
- Mechanical pressure screw.
- Milled thread treated with special coating.
- Instructions on the cover.

Advantage

- Practical package for universal use.
- KUKKO internal extractors can be combined with counter supports and slide hammers.
- The arms on the counter supports are easy-to-adjust thanks to an internal spring mechanism. (size 1 to 3)
- Thanks to their support struts, sizes (4 and 5) counter struts are particularly suited for large ball bearings, etc., and ensure that the assembly remains stable during the extraction process.
- Almost all components available as replacement parts, time-saving order process thanks to numbering system.

Art.-No.		inch		Stück pieces	
25-A	-013058	3/16 - 1 7/8	22-1, 22-2, 21-1, 21-2, 21-3, 21-4, 21-5, 21-6	8	L-Boxx
25-B	-013133	3/16 - 2 3/4	22-1, 22-2, 21-1, 21-2, 21-3, 21-4, 21-5, 21-6, 21-7, 21-8	10	L-Boxx
25-C	-013218	3/16 - 4 3/8	22-1, 22-2, 22-4, 21-1, 21-2, 21-3, 21-4, 21-5, 21-6, 21-7, 21-89	11	L-Boxx (2 Stk./pcs.)
25-D	-158803	2 1/4 - 4 3/8	22-4, 21-89	2	L-Boxx
25-K	-863899	1/4 - 3/4	22-1, 21-00, 21-02, 21-2	4	i-Boxx
25-N	-787096	7/16 - 1	22-1, 21-41, 21-42, 21-43, 21-44, 21-45, 21-46	7	i-Boxx

Ball bearing extracting set with counterstay and slide hammer

ST

For extracting inner bearings, bearing outer rings and bushings.

K-22-E



K-22-A-E
K-22-B-E
K-22-C-E



Description

- Use of the internal extractor in combination with slide hammers or counter supports.
- The segmented design with extra fine grasp edges ensures safe extraction.
- Instructions on the cover.
- Secure storage in special foam.
- Personal KUKKO-Chip-Code.

Advantage

- Practical package for universal use.
- Thanks to the KUKKO modular system, the counterstay and the sliding hammer can be combined and subsequently completed with segmented internal extractors, needle bearing extractors, threaded inserts, etc.
- Almost all components available as replacement parts, time-saving order process thanks to numbering system.
- Complete easy-to-manage package.

Art.-No.		inch	inch					St. pcs.	
K-22-A-E	-140471	3/16 - 5/8	9 3/8	M10	M10	AG: M10 - IG: M7	22-0, 22-1, 21-0-E, 21-00-E, 21-01-E, 21-1-E	6	i-Boxx
K-22-B-E	-039270	3/16 - 1 3/8	9 3/8	M10	M10	AG: M10 - IG: M7	22-0, 22-1, 21-1-E, 21-2-E, 21-3-E, 21-4-E	6	i-Boxx
K-22-C-E	-140402	3/16 - 1 3/8	9 3/8	M10	M10	AG: M10 - IG: M7	22-0, 22-1, 21-0-E, 21-00-E, 21-01-E, 21-1-E, 21-2-E, 21-3-E, 21-4-E	9	L-Boxx



Sets of bearing pulling and extracting tools

ST

For pulling bearings, gears and discs and for extracting interior bearings, outer bearing rings and bushings.

24



24-A
24-B



24-C



Description

- For automotive repairs and servicing.
- Set contains exterior pulling device, internal extractor, counter supports and pulling device chuck.
- The 2-shell design with extra large grasp edges ensures safe extraction.
- The internal extractors are equipped with an internal safety stop to protect against excess spreading and overloading.
- The puller chuck is used for pulling separable bearing inner races on magnets, light machines, electric motors and small electrical machinery.

Advantage

- Practical package for universal use.
- Variable reach thanks to jaw extensions, available up to a puller size of -30.
- Suitable for pulling asymmetric workpieces.
- Spindle head band prevents the wrench from slipping off.
- Cross-beam, up to size -30, includes hexagonal profile for holding.

Art.-No.					Stück pieces	
	4021176	inch	inch			
24-A	-012716	2 3/8 - 3 1/2	3/16 - 1 7/8	20-1, 43-1, 22-1, 22-2, 21-1, 21-2, 21-3, 21-4, 21-5, 21-6, 23	11	L-Boxx (2 Stk./pcs.)
24-B	-012891	2 3/8 - 5 7/8	3/16 - 2 3/4	20-1, 20-2, 43-1, 22-1, 22-2, 21-1, 21-2, 21-3, 21-4, 21-5, 21-6, 21-7, 21-8, 23	14	L-Boxx (2 Stk./pcs.)
24-C	-012976	2 3/8 - 5 7/8	3/16 - 2 1/4	20-1, 20-2, 43-1, 22-1, 22-2, 22-4, 21-1, 21-2, 21-3, 21-4, 21-5, 21-6, 21-7, 21-89, 23	15	L+Boxx (mit/with 2 i-Boxx)

02



Set of slide hammer and counterstays for extracting ball bearings and dowel-pins

ST

For extracting interior bearings, outer bearing rings and bushings and components with threads (dowel-pins, parallel-keys, bolts, etc.).

28



28-C
28-D



Description

- The 2-shell design with extra large grasp edges ensures safe extraction.
- The internal extractors are equipped with an internal safety stop to protect against excess spreading and overloading.
- For removing parts with centric threaded holes.
- KUKKO thread inserts can be combined with counter supports and slide hammers.
- Instructions on the cover.

Advantage

- Practical assembly is suitable for universal application and particularly for tool and mold-making.
- KUKKO internal extractors can be combined with counter supports and slide hammers.
- The arms on the counter supports are easy-to-adjust thanks to an internal spring mechanism. (size 1 to 3)
- Complete easy-to-manage package.
- Almost all components available as replacement parts, time-saving order process thanks to numbering system.

Art.-No.							St. pcs.		
	4021176	inch							
28-C	-466762	15/32 - 1 7/8	M12	M12 -M7; M12 - M10; M12 - 15-16G	M10	M3; M4; M5; M6; M8; M10; M12; M14; M16; M18	223-K, 25-A	22	L+Boxx (mit/with 1 i-Boxx)
28-D	-466779	3/16 - 2 3/4	M12	M12 -M7; M12 - M10; M12 - 15-16G	M12	M3; M4; M5; M6; M8; M10; M12; M14; M16; M18	223-K, 25-B	24	L+Boxx (mit/with 1 i-Boxx)

Key-lifter for keys in slots

ST

For easy, damage-free extraction of tight splines from the keyways of shafts.

139



Art.-No.					
	4021176	inch	inch	inch	inch
139-1	-779176	4 7/8 - 5 21/32	0 - 1 3/8	4 3/8	3/16



Cylinder liner puller set

Set for extracting cylinder liners.

K-16



K-16







ST

Description

- Three expansion elements guarantee optimal adaptation of the internal extractor to the respective application.
- The counter support nuts' friction resistance is reduced to a minimum as a result of the built-in pressure bearing.
- With their support struts, the counter supports are particularly suited for large cylinder liners and ball bearings, etc., and ensure that the assembly remains stable during the extraction process.
- Mechanical pressure screw.
- Milled thread treated with special coating.

Advantage

- Almost all components available as replacement parts, time-saving order process thanks to numbering system.
- Complete easy-to-manage package.
- KUKKO-L-Boxx-System compatible with systems by all common manufacturers.

Art.-No.		 inch		Stück pieces	
K-16	-161506	2 3/8 - 6 1/8	16-22, 16-21	4	L-Boxx
16-21	-251559	Innenauszieher / Internal extractor			
16-22	-251634	Gegenstütze / Counterstay			

Set of thread inserts

22-1-AS







ST

Description

- For removing parts with centric threaded holes.
- Use of the threaded inserts in combination with slide hammers or counter supports.

Advantage

- Almost all components available as replacement parts, time-saving order process thanks to numbering system.

Art.-No.				
22-1-AS	-339288	M4; M5; M6; M8; M10; M12	M10	22-0, 22-0-1, 22-1, 22-2, 22-3

Sets of slide hammers in case

For extracting bushings and components with threads (dowel-pins, parallel-keys, bolts, etc.).

KS-22



KS-22-01
KS-22-01









ST

Description

- KUKKO screw adapters can be combined with counter supports and slide hammers.
- Milled thread treated with special coating.
- Secure storage in special foam.

Advantage

- Practical package for universal use.
- Almost all components available as replacement parts, time-saving order process thanks to numbering system.
- Complete easy-to-manage package.
- Clean and convenient storage in the plastic case.

Art.-No.		 inch				
KS-22-01	-924569	11 3/8	M12	M12 - M7; M12 - M10; M12 - 15-16G	IG: M12 - AG: M3; M4; M5; M6; M8; M10	KS-22-01-GH, GA12-3, GA12-4, GA12-5, GA12-6, GA12-8, GA12-10, VM12-1516, VM12-10, VM12-7
KS-22-02	-951121	11 3/8	M12	M12 - M7; M12 - M10; M12 - 15-16G	IG: M12 - AG: M6; M8x1; M10; M10x1; M12x1; M15x1,5	KS-22-01-GH, GA12-6, GA12-10, GA12-81, GA12-101, GA12-121, GA12-1515, VM12-1516, VM12-10, VM12-7

Extractor for parts with tapholes

223








ST

Description

- KUKKO thread inserts can be combined with counter supports and slide hammers.

Advantage

- Almost all components available as replacement parts, time-saving order process thanks to numbering system.

Art.-No.					 inch
223	-309083	M3; M4; M5; M6; M8; M10; M12; M14; M16; M18	10	M12/M10	11 3/8



Set of parallel-key and dowel-pin extractors

ST

For extracting bushings and components with threads (dowel-pins, parallel-keys, bolts, etc.).

223



223-K
223-G



Description

- For removing parts with centric threaded holes.
- KUKKO thread inserts can be combined with counter supports and slide hammers.
- Instructions on the cover.
- Secure storage in special foam.
- Personal KUKKO-Chip-Code.

Advantage

- Practical package for universal use.
- Almost all components available as replacement parts, time-saving order process thanks to numbering system.
- Kit in the tried-and-tested KUKKO-i-Boxx-System.

Art.-No.									St. pcs.	
	4021178	inch								
223-K	-784859	11 3/8	M12	M12 - M7; M12 - M10; M12 - 15-16G	-	M10	M3; M4; M5; M6; M8; M10; M12; M14; M16; M18	KS-22-01-GH, GE4-10, GES-10, GE6-10, GE8-10, GE10-10, GE12-10, VM12-1516, VM12-10, GE3-10, GE14-10, GE16-10, GE18-10, VM12-7	14	i-Boxx
223-G	-984181	12 1/4	M16 x 1,5	M16x1,5 - G1/2	AG:G1/2 - IG:15-16G; AG:15-16G - IG:M10; AG:G1/2	M18 x 1,5	M8; M10; M12; M14; M16; M18; M20; M22; M24	22-0-1, GE14-1815, GE16-1815, GE18-1815, GE20-1815, GE22-1815, GE24-1815, GA12-1815, GE8-1815, GE10-1815, GE12-1815	11	i-Boxx


02



Internal extractor with slide hammer

ST

221-G / 224



221-G

224-1

224-2



Description

- Internal extractor with slide hammer.
- Contactless and careful pulling of internal bearings, etc.
- 221-G: Functional model with a wide working range.
- Space-saving with strong shock effect.

Advantage

- No supporting surface required.

Art.-No.			
	4021178	inch	inch
221-G	-175824	1 3/16-7	12 1/4
224-1	-325656	3/16-1 3/8	12 1/4
224-2	-325571	5/8-2	12 1/4

Universal puller set

ST

For removal, separation and internal extraction of bearings, gears, discs, etc.

27-A



AUTOGRIP
TECHNOLOGY



Description

- for the 4 basic principles of extraction:
 1. External extraction.
 2. Separating.
 3. Internal pulling.
 4. Internal extraction by intervention in the ball bearing.

Advantage

- Practical package for universal use.
- Complete easy-to-manage package.
- Almost all components available as replacement parts, time-saving order process thanks to numbering system.

Art.-No.						Stück pieces	
	4021178	inch					
27-A	-951008	3/8 - 1 7/8	M12	M12 - 1516G; M12 - M10	204-0, 21-0-E, 21-00-E, 21-01-E, 21-1-E, 21-2-E, 21-3-E, 21-4-E, 21-5-E, 43-001, 69-1, 69-A2, 69-A3, 22-01-G27-A, GA12-3, GA12-4, GA12-5, GA12-6, GA12-8, GA12-10, VM12-1516	21	L-Boxx



Series 15 and 17 separators with series 18 pulling device

- For removing ball bearings, roller bearings, inner races and other tight parts if there is not enough space to use pulling hooks.
- The sharp, wedge-shaped blades of the separator are pressed behind the part to be removed and, in this process, push between the bearing and seat.
- In order to remove them from the shaft, the tension bolts of the appropriate pulling device must be screwed into the two threaded holes of the separator.





Separating

Trenn-Abziehen

03

03




Selection of the right separating device.....	88
Auswahl der richtigen Trennvorrichtung	
Separators.....	90
Trennvorrichtungen	
Pulling devices.....	92
Abziehvorrichtungen	
Accessories Separating.....	93
Zubehör Trenn-Abziehen	

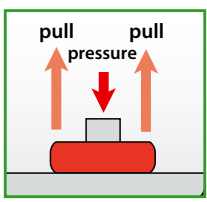




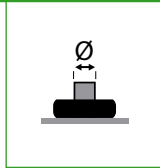
Selection of the right separating type



The part to be removed is level. It is not possible to use standard puller jaws!

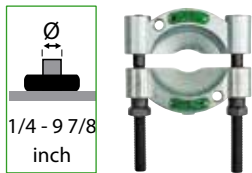


1st step: What is the diameter of the shaft of the flush bearing?

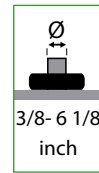


2nd step: Choice of the separator blade

2 (a) Separator series 15



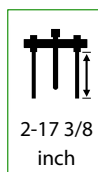
2 (b) Separator with quick clamping pressure spindle, series 17



TIP:
One-hand operation due to quick-tension spindle.

3rd step: Choice of the pulling device

3 pulling device series 18



4th step: Combination of the separating blade with the pulling device

4 (a) Separator



series 15
+
series 18

4 (b) Separator with quick tension pressure spindle



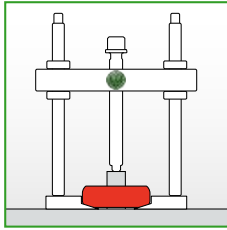
series 17
+
series 18



Mode of operation

For pulling tight parts such as ball bearings, roller bearings, inner rings and similar. The sharp, wedge-shaped blades are pressed behind the parts to be removed and, in this process, push between the bearing and the seat.

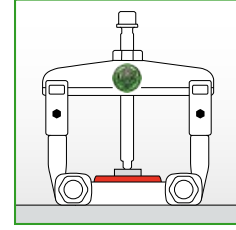
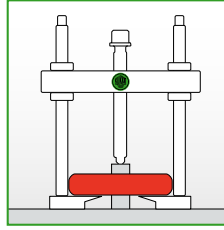
For pulling, the tension bolts on the pulling device (series 18) must be screwed into the separator.



Normally, a separator blade is used in combination with a puller device.

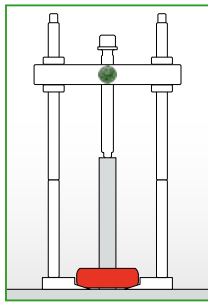


If the separating jaws are screwed into the pulling device the other way round, then pulling can be carried out flush and gently.



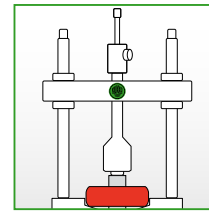
In some cases, an appropriate puller from the 20 series can be used instead of the puller bar.

Accessories: Extensions



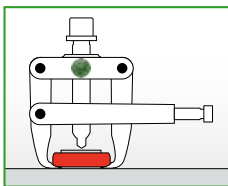
It is also possible to extend the puller bar for jobs involving longer shafts.

Accessories: long hydraulic spindles



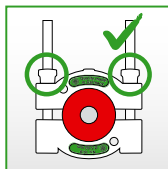
For particularly secure parts, in the larger models (from 18-2), the mechanical pressure spindle can be swapped for a hydraulic pressure spindle.

More Separators

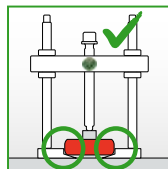


The extensive KUKKO line also supplies separators with side clamps, such as the 204 and 210 Cobra series.

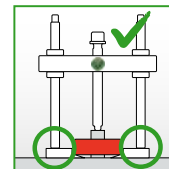
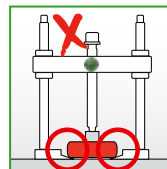
Safety instructions for separating



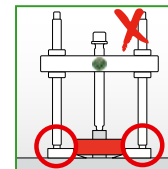
The adjusting nuts on the separator must be tightened in alternating and equal turns. Otherwise, the separator blade may tilt on the bolt or the thread may be damaged.



When pulling the separator blade, ensure that before the pulling device is pulled upwards the blade is firmly seated up to the stop under the part to be removed.



The side bolts of the pulling device must always be spindleed into the separator blade until they stop.





Separators

ST

For removing ball bearings, roller bearings, inner races and other tight parts if there is not enough space to use pulling hooks.

15







Description

- The sharp blades enable flush parts to be removed where pulling jaws cannot be used.
- The wedge-shaped separator jaws are secured underneath the component to be removed.
- The large supporting surfaces protect the parts to be pulled.
- Mechanical pressure screw.

Advantage

- Ultimate stability when removing, as the separator and pulling device are screwed firmly together.
- Almost all components available as replacement parts, time-saving order process thanks to numbering system.

Art.-No.	 40211761	 inch	 inch	
15-00	-101854	1/4 - 1 5/8	1 5/8	18-00
15-0	-006951	3/8 - 2 3/8	2 3/8	18-0
15-1	-007033	3/16 - 3	3	18-1
15-2	-007118	7/8 - 4 1/2	4 1/2	18-2, 18-2-B
15-3	-007293	1 - 6 1/8	6 1/8	18-3, 18-3-B
15-4	-007378	1 3/16 - 7 7/8	7 7/8	18-4, 18-4-B
15-5	-007453	1 3/16 - 9 7/8	9 7/8	18-5, 18-5-B

Separating-sets

ST

For removing ball bearings, roller bearings, inner races and other tight parts if there is not enough space to use pulling hooks.

15



15-A
15-K



15-B









Description

- 4-parts, the sets contain one separator, one pulling device and a pair of extensions.
- The sharp blades enable flush parts to be removed where pulling jaws cannot be used.
- The wedge-shaped separator jaws are secured underneath the component to be removed.
- The large supporting surfaces protect the parts to be pulled.
- Instructions on the cover.

Advantage

- Ultimate stability when removing, as the separator and pulling device are screwed firmly together.
- Practical package for universal use.
- Complete easy-to-manage package.
- Almost all components available as replacement parts, time-saving order process thanks to numbering system.
- Kit in the tried-and-tested KUKKO-i-Boxx-System.

Art.-No.	 40211761	 inch	 inch	 inch		Stück pieces	
15-K	-007941	2 3/4 - 9 7/8	3/8 - 2 3/8	2 - 4 3/8	15-0, 18-0, 19-1-P	4	i-Boxx
15-A	-007521	4 7/8 - 11 7/8	3/16 - 3	2 3/8 - 5 7/8	15-1, 18-1, 19-1-P	4	i-Boxx
15-B	-007606	4 7/8 - 13 3/4	7/8 - 4 1/2	2 3/8 - 7 7/8	15-2, 18-2, 19-2-P	4	L-Boxx
15-C	-007781	5 5/8 - 15 3/4	1 - 6 1/8	3 3/16 - 11 7/8	15-3, 18-3, 19-3-P	4	Metal
15-D	-007866	5 1/4 - 21 5/8	1 3/16 - 7 7/8	4 3/4 - 15	15-4, 18-4, 19-4-P	4	Metal
15-E	-308826	8 7/8 - 23 5/8	1 3/16 - 9 7/8	5 7/8 - 17 3/8	15-5, 18-5, 19-5-P	4	Metal



Separators with quick clamping pressure spindle

ST

For removing ball bearings, roller bearings, inner races and other tight parts if there is not enough space to use pulling hooks.

17







Description

- With quick-clamping pressure spindle.
- The sharp blades enable flush parts to be removed where pulling jaws cannot be used.
- The wedge-shaped separator jaws are secured underneath the component to be removed.
- The large supporting surfaces protect the parts to be pulled.

Advantage

- Easy to use, as the separator jaws are quickly and centrally tensioned with just one pressure spindle.
- Ultimate stability when removing, as the separator and pulling device are screwed firmly together.
- Almost all components available as replacement parts, time-saving order process thanks to numbering system.

Art.-No.		 inch	 inch	
17-0	-008108	3/8 - 2 3/8	2 3/8	18-0
17-1	-008283	3/16 - 3	3	18-1
17-2	-008368	7/8 - 4 1/2	4 1/2	18-2
17-3	-008443	1 - 6 1/8	6 1/8	18-3



Separating-sets with quick clamping pressure spindle

ST

For removing ball bearings, roller bearings, inner races and other tight parts if there is not enough space to use pulling hooks.

17



17-A
17-K

17-B









Description

- 4-parts, the sets contain one separator, one pulling device and a pair of extensions.
- With quick-clamping pressure spindle.
- The sharp blades enable flush parts to be removed where pulling jaws cannot be used.
- The wedge-shaped separator jaws are secured underneath the component to be removed.
- The large supporting surfaces protect the parts to be pulled.

Advantage

- Easy to use, as the separator jaws are quickly and centrally tensioned with just one pressure spindle.
- Ultimate stability when removing, as the separator and pulling device are screwed firmly together.
- Practical package for universal use.
- Complete easy-to-manage package.
- Almost all components available as replacement parts, time-saving order process thanks to numbering system.

Art.-No.		 inch	 inch	 inch		Stück pieces	
17-K	-008856	2 3/4 -	3/8 - 2 3/8	2 - 4 3/8		4	i-Boxx
17-A	-008511	4 7/8 -	3/16 - 3	2 3/8 - 5 7/8		4	i-Boxx
17-B	-008696	4 7/8 -	7/8 - 4 1/2	2 3/8 - 7 7/8		4	L-Boxx
17-C	-008771	5 5/8 -	1 - 6 1/8	3 3/16 - 11 7/8		4	Metal

Universal set of separator, puller and ball bearing extractor

ST

For simple and problem-free free removal of ball bearings, cylinders, discs, pole wheels and similar parts on motorcycles and other small motors.

29-A-69









Description

- Two-arm puller: Clamping span: 3 3/4 inch, clamping depth: 4 1/2 inch.
- Clamping depth extensions 3 3/4 inch.
- For separating and pulling bearings with an exterior diameter of 1/4 - 1 5/8 inch.
- Extraction of ball bearings, series 6004-6013, 6201-6206, 6300-6305.
- Instructions on the cover.

Advantage

- Practical package for universal use.
- Complete easy-to-manage package.
- Almost all components available as replacement parts, time-saving order process thanks to numbering system.
- Kit in the tried-and-tested KUKKO-i-Boxx-System.

Art.-No.		 inch	 inch	 inch		mit with	Stück pieces	
29-A-69	-101878	1 - 3 3/4	4 1/2 - 8 1/4	1/4 - 1 5/8	6004-6013; 6201-6206; 6300-6305	69-A, 1007-17, 1007-22, 225-150, 15-00	12	i-Boxx



Pulling devices

ST

For use with series 17, series 15, series 18-AS and series 18-A.

18








Description

- For use with series 15 and 17 separators.
- The pulling device can be combined with the series 18-0-AS screw adapter to remove parts with threaded holes.
- Mechanical pressure screw.
- Milled thread treated with special coating.

Advantage

- Ultimate stability when removing, as the separator and pulling device are screwed firmly together.
- Almost all components available as replacement parts, time-saving order process thanks to numbering system.

Art.-No.		 inch	 inch	max. US t	 max. ft lb	
18-00	-101939	2 3/8	1 - 3 7/8	1.5	29.5	15-00
18-0	-075599	2 3/4 - 5 7/8	2 - 4 3/8	3	29.5	15-0, 17-0
18-1	-075674	4 7/8 - 7 7/8	2 3/8 - 5 7/8	5.5	51.5	15-1, 17-1
18-2	-075759	4 7/8 - 9 7/8	2 3/8 - 7 7/8	7.5	88.5	15-2, 17-2
18-3	-005961	5 5/8 - 11 7/8	3 3/16 - 11 7/8	11	206.5	15-3, 17-3
18-4	-006043	5 1/4 - 13 3/4	4 3/4 - 15	16.5	1.5	15-4
18-5	-075834	8 7/8 - 15 3/4	5 7/8 - 17 3/8	22	68.5	15-5

Hydraulic pulling device(including mechanical pressure screw)

ST

18-B








Description

- For use with series 15 and 17 separators.
- Hydraulic spindle and mechanical pressure screw.
- Milled thread treated with special coating.

Advantage

- Easy and even pulling for particularly tight parts.
- Ultimate stability when removing, as the separator and pulling device are screwed firmly together.
- Almost all components available as replacement parts, time-saving order process thanks to numbering system.

Art.-No.		 inch	 inch	 US t	mit with	
18-2-B	-885723	4 7/8 - 9 7/8	2 3/8 - 7 7/8	7.5	8-01	15-2, 17-2
18-3-B	-885730	5 5/8 - 11 7/8	3 3/16 - 11 7/8	11	8-02	15-3, 17-3
18-4-B	-885747	5 1/4 - 13 3/4	4 3/4 - 15	16.5	8-1-B	15-4
18-5-B	-885754	8 7/8 - 15 3/4	5 7/8 - 17 3/8	22	8-2-M	15-5

2 Extensions for pulling devices (pair)

ST

19






Description

- For increasing the reach of the series 18 pulling device.

Advantage

- As a spare part or supplement to the KUKKO pulling device.

Art.-No.		 inch	
19-2-P	-170041	3 7/8	18-2
19-3-P	-170126	3 7/8	18-3, 18-3-B
19-4-P	-168321	7 7/8	18-4, 18-4-B
19-5-P	-152306	7 7/8	18-5, 18-5-B
19-1-P	-169984	3 7/8	18-0, 18-1
19-00-P	-120510	3 3/4	18-00




Screw adapters (pair)

ST

For extracting and removing parts with threads (dowel-pins, parallel-keys, bolts, etc.) for use with series 18.

18-A







Description

- For removing parts with threaded holes.
- Using the screw adapter in combination with a series 18 separator.

Advantage

- Almost all components available as replacement parts, time-saving order process thanks to numbering system.

Art.-No.					Inhalt content
18-003A	-788406	M3	M10	18-0, 18-1	Paar / pair
18-004A	-337383	M4	M10	18-0, 18-1	Paar / pair
18-005A	-337468	M5	M10	18-0, 18-1	Paar / pair
18-006A	-337536	M6	M10	18-0, 18-1	Paar / pair
18-008A	-337611	M8	M10	18-0, 18-1	Paar / pair
18-010A	-337796	M10	M10	18-0, 18-1	Paar / pair
18-012A	-337871	M12	M10	18-0, 18-1	Paar / pair
18-016A	-788574	M16	M10	18-0, 18-1	Paar / pair
18-208A	-337956	M8	M14x1,5	18-2	Paar / pair
18-210A	-338113	M10	M14x1,5	18-2	Paar / pair
18-212A	-338298	M12	M14x1,5	18-2	Paar / pair
18-214A	-338373	M14	M14x1,5	18-2	Paar / pair
18-216A	-338458	M16	M14x1,5	18-2	Paar / pair
18-218A	-338526	M18	M14x1,5	18-2	Paar / pair
18-314A	-338601	M14	M18x1,5	18-3	Paar / pair
18-316A	-338786	M16	M18x1,5	18-3	Paar / pair
18-318A	-338861	M18	M18x1,5	18-3	Paar / pair
18-320A	-338946	M20	M18x1,5	18-3	Paar / pair
18-322A	-339028	M22	M18x1,5	18-3	Paar / pair
18-324A	-339103	M24	M18x1,5	18-3	Paar / pair

03




Set of screw adapters

ST

For extracting and removing parts with threads (dowel-pins, parallel-keys, bolts, etc.) for use with series 18.

18-AS







Description

- For removing parts with threaded holes.
- Using the screw adapter in combination with a series 18 separator.

Advantage

- Almost all components available as replacement parts, time-saving order process thanks to numbering system.

Art.-No.					Inhalt content
18-0-AS	-337048	M4-M5-M6-M8-M10-M12	M10	18-0, 18-1	Set
18-2-AS	-337123	M8-M10-M12-M14-M16-M18	M14x1,5	18-2	Set
18-3-AS	-337208	M14-M16-M18-M20-M22-M24	M18x1,5	18-3	Set



15 + 18
15 + 18-B

17 + 18
17 + 18-B

18-A/18-AS + 18
18-A/18-AS + 18-B



18



18-B





- For removal of ball bearings of any type, which are inside a casing and on a shaft at the same time.
- To remove grooved ball bearings without causing damage and without having to dismantle the shaft.
- Non-contact, gentle removal of ball bearings, in combination with a slide hammer, if support on a shaft is not possible.





Ball Bearing Removal and Fitting

Kugellager Aus- & Einbau

04


Selection of the right bearing puller.....	96
Auswahl des richtigen Lager-Abziehers	
Ball bearing removal.....	98
Kugellager-Ausbau	
Ball bearing fitting.....	102
Kugellager-Einbau	
Accessories for ball bearing removal and fitting.....	103
Zubehör für den Kugellager Aus- und Einbau	

04

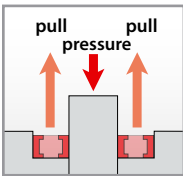




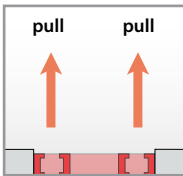
Selection of the right ball bearing extractor




The ball bearing is in a housing and on a shaft at the same time.



The ball bearing is inside a casing, but has no shaft for support.

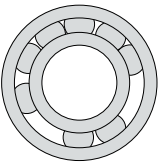


1st step: What is the ISO number of the ball bearing?



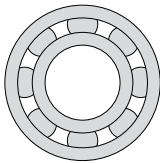
2nd step: Reusing of the ball bearing

2 (a)



The bearing must be replaced after removal!

2 (b)



The bearing can be reused after removal!

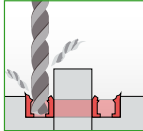
3rd step: Choice of the right ball bearing puller

3 (a) The bearing is replaced

Series 69

The cage of the damaged ball bearing needs to be drilled so that the hemispheres of the pulling parts can be screwed in.

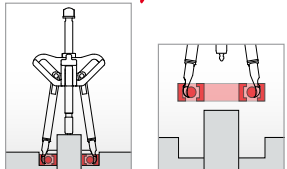
- There arise drilling chips



Series 70 „Pullpo“

Pulling jaws specifically developed for precise mounting in bearing tracks for optimal support and better extension force.

- No chips are produced

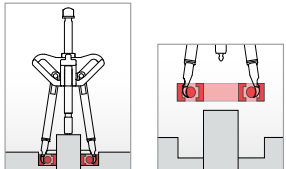


3 (b) The bearing can be used again

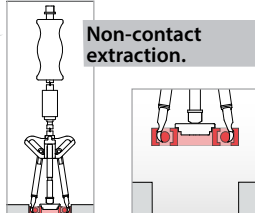
Series 70 „Pullpo“

With this puller, grooved ball bearings that are simultaneously located on a shaft and in a casing can be quickly and easily removed. Grooved ball bearings that are located in a casing but have no shaft for support can be removed using an additional impact hammer. Pulling jaws specifically developed for precise mounting in bearing tracks for optimal support and better extension force.

- No chips are produced



Non-contact extraction.





TIP!

For an especially reliable fit of the ball bearing onto the shaft, we recommend our inductive ball bearing heater, T-AW. The ball bearing is heated, mounted on the shaft, and as it cools, is firmly pressed to the shaft.

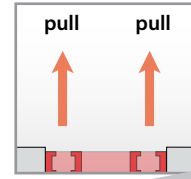
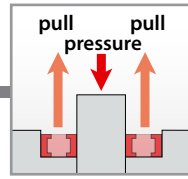




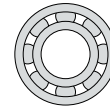
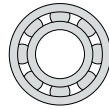
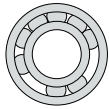
Ball bearing removal and fitting

The ball bearing is in a housing and on a shaft at the same time.

The ball bearing is inside a casing, but has no shaft for support.



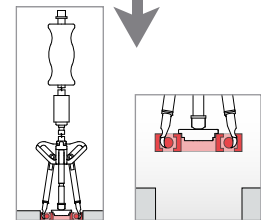
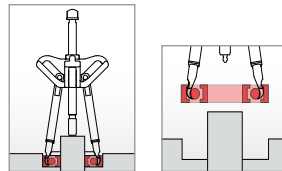
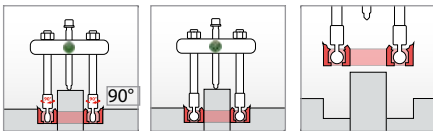

Non-contact extraction.



The bearing must be replaced after removal!

The bearing can be reused after removal!

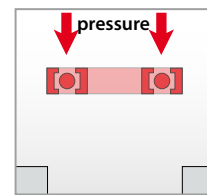
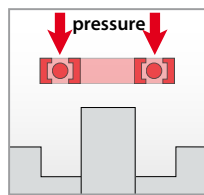
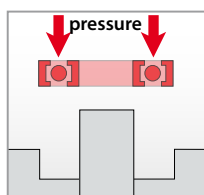
The bearing can be reused after removal!



new bearing

new or used bearing

new or used bearing



Workshop model heavy duty

steel

kg 8,3

71

Workshop model heavy duty, short model

steel

kg 2,5

71-K

Outdoor installation set light duty

kg 6,3

71-L

04



Ball bearing puller „Pullpo“

To remove grooved ball bearings without causing damage and without having to dismantle the shaft.



PULLPO

quick retooling

color marked hooks

SWITCHCLIMS
TECHNOLOGY

Non-contact, gentle removal of ball bearings, in combination with a slide hammer, if support on a shaft is not possible.

Contactless to the housing!

Self-tensioning hooks



Cross beam

Special cross-beam form ensures spread adjustment of the pulling jaws.

Adjusting

Mount the jaws by turning them 90°.

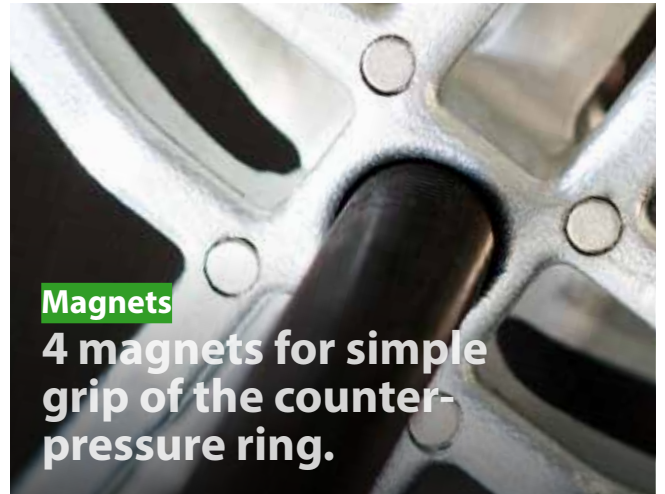


04



Spindle head rounding

Can be used in combination with the slide hammer as a spindle top.



Magnets

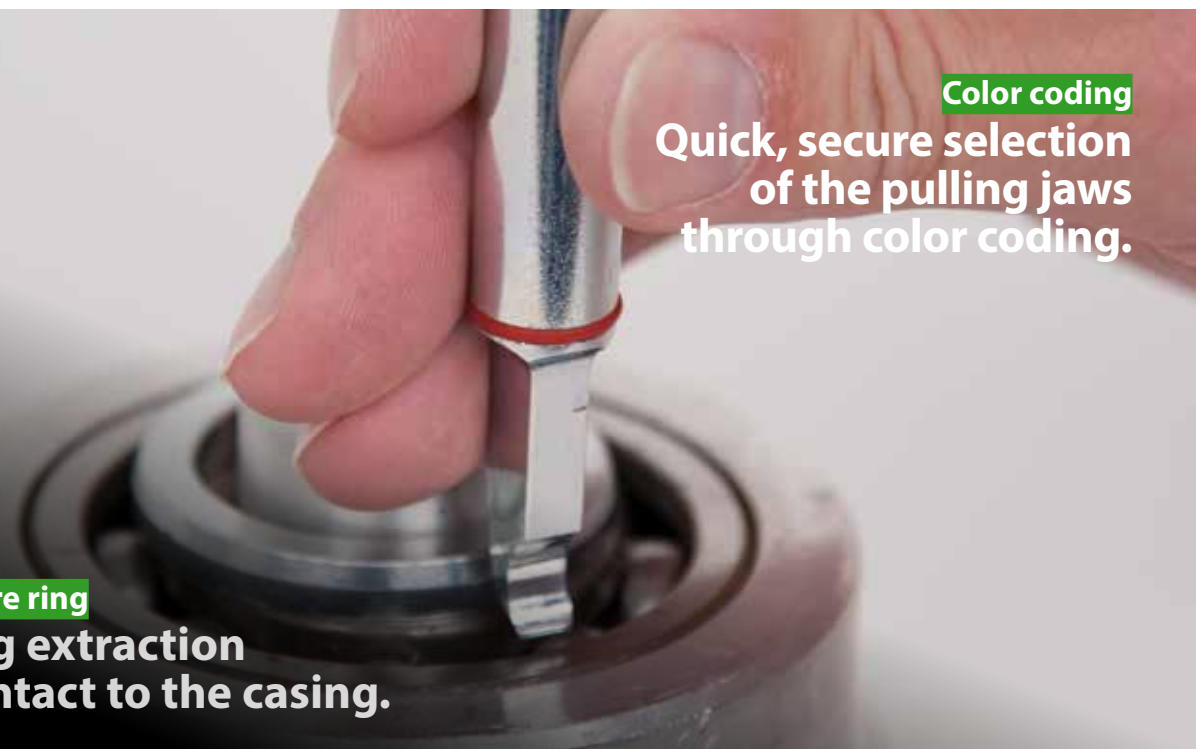
4 magnets for simple grip of the counter-pressure ring.

Color coding

Quick, secure selection of the pulling jaws through color coding.

Counter-pressure ring

Ball bearing extraction without contact to the casing.





„PULLPO“ ball bearing puller sets


ST

To remove grooved ball bearings without causing damage and without having to dismantle the shaft.

K-70



K-70-C



Description

- With this puller, grooved ball bearings that are simultaneously located on a shaft and in a casing can be quickly and easily removed.
- Puller is self-tensioning and easy to handle.
- Special cross-beam design ensures spread adjustment of the pulling jaws.
- Pulling jaws specifically developed for precise mounting in bearing tracks for optimal support and better extension force.
- Pulling jaws made of two parts. Dowel pin is hammered into the upper end of the jaw.

Advantage

- Puller is self-tensioning and easy to handle.
- Simple, self-explanatory use with a small number of individual components.
- Magnets under the cross-beam ensure simple mounting of the support rings on the ball bearing.
- Simple mounting of the pulling jaws with 90° rotation in the cross-beam.
- The special cross-beam design ensures secure retention of the the part to be removed by the pulling jaws thanks to the spread adjuster.

Art.-No.	4021176	inch	ISO	pcs.	X pcs.	J ^x	J inch	St. pcs.	
K-70-A	-058851	3/8 - 1 3/16	6000-6006; 6200-6205; 6300-6304	7	3	6	2 3/4	18	i-Boxx
K-70-B	-058868	5/8 - 3 7/8	6007-6020; 6206-6212; 6305-6311; 6403-6408	7	4	8	6 3/16	21	i-Boxx
K-70-C	-019999	3/8 - 3 7/8	6000-6020; 6200-6212; 6300-6311; 6403-6408	13	7	14	2 3/4; 6 3/16	38	L-Boxx

Ball bearing puller „PULLPO“

ST

To remove grooved ball bearings without causing damage and without having to dismantle the shaft.

70-0



70-01



70-02

Description

- Special cross-beam design ensures spread adjustment of the pulling jaws.
- Mechanical pressure spindle.
- Milled thread treated with special coating.

Advantage

- The special cross-beam design ensures secure retention of the the part to be removed by the pulling jaws thanks to the spread adjuster.
- 4 magnets for simple grip of the counter-pressure ring.
- Secure, form-fitting connection of the pulling jaws with the cross-beam.
- Spindle head band prevents the wrench from slipping off.
- Almost all components available as replacement parts, time-saving order process thanks to numbering system.

Art.-No.	4021176		Stück pieces
70-01	-908972	70-011, 70-012	2
70-02	-909580	70-021, 70-022	2

Pulling hook sets

ST

To remove grooved ball bearings without causing damage and without having to dismantle the shaft.

70-0



70-021

70-022



Description

- Pulling jaws specifically developed for precise mounting in bearing tracks for optimal support and better extension force.
- Pulling jaws made of two parts. Dowel pin is hammered into the upper end of the jaw.
- The proven KUKKO claw in a newly developed, modern jaw design.
- The two pulling jaw versions are color-coded for easier distinction.
- The pulling jaws are tempered for a long service life.

Advantage

- Simple mounting of the pulling jaws with 90° rotation in the cross-beam.
- Only two pulling jaw types required.
- Machined, lateral jaw surfaces ensure optimal jaw alignment with the cross-beam.
- Secure, form-fitting connection of the pulling jaws with the cross-beam.

Art.-No.	4021176	ISO	J ^x	X pcs.
70-011	-909184	6000-6004; 6200-6202; 6301	3	3
70-012	-909368	6005-6006; 6203-6205; 6300; 6302-6304	3	6
70-021	-909597	6007-6013; 6206; 6210; 6211; 6306; 6307	4	5
70-022	-909603	6014-6020; 6207-6209; 6212; 6305; 6308-6311; 6403-6408	4	7



Ball bearing extractor sets for deep-groove ball bearings

ST

To remove grooved ball bearings without causing damage and without having to dismantle the shaft.

70




Description

- With these pulling devices, grooved ball bearings that are located in the same casing and on one shaft can be quickly and easily removed.
- Quick and secure selection thanks to markings on the pulling hooks.
- Ball bearing puller.
- Pulling hook sets.
- Support rings.

Advantage

- Pulling hook developed specifically for precise installation in the bearing's tracks for ideal level of support and better extension force.
- Spindle head band prevents the wrench from slipping off.
- Almost all components available as replacement parts, time-saving order process thanks to numbering system.
- Practical package for universal use.
- Complete easy-to-manage package.

Art.-No.			 inch	Stück pieces	
70-B	-320866	6014-6021; 6213-6222; 6312-6317; 6409-6415	8 1/2 - 11 3/8	47	L-Boxx

Ball bearing extractors and pulling arm sets

ST

To remove grooved ball bearings without causing damage and without having to dismantle the shaft.

70



70-4



70-4730








Description

- Mechanical pressure screw.
- Milled thread treated with special coating.
- Pulling hooks.

Advantage

- Pulling hook developed specifically for precise installation in the bearing's tracks for ideal level of support and better extension force.
- Quick and secure selection thanks to markings on the pulling hooks.
- Almost all components available as replacement parts, time-saving order process thanks to numbering system.

Art.-No.			 inch	 pcs.	
70-4	-316418	6014-6020 6213-6222 6312-6317 6410-6415	-	-	70-4730, 70-4731, 70-4733, 70-4734
70-4730	-320453	6014-6017	8 1/2	4	70-4
70-4731	-320521	6018-6020; 6213-6213	8 1/2	6	70-4
70-4733	-320781	6216-6222; 6312-6317; 6410-6415	11 3/8	19	70-4
70-4734	-320606	6021; 6409	11 3/8	1	70-4

Ball bearing extractor sets „Universal“

ST

For removing grooved ball bearings without having to dismantle the shaft.

69



69-A



69-B
69-C








Description

- With these pulling devices, ball bearings of all types that are located in the same time in a casing and on a shaft can be quickly and easily removed. To this end, the ball bearing cage must be destroyed.
- Quick and secure selection thanks to markings on the bearing adapters.
- Mechanical pressure screw.
- Milled thread treated with special coating.
- Instructions and conversion table in the cover.

Advantage

- The tight fit of the bearing adapter facilitates secure removal by placing an even load on the inner and outer bearing rings.
- Practical package for universal use.
- Complete easy-to-manage package.
- Almost all components available as replacement parts, time-saving order process thanks to numbering system.

Art.-No.			 inch		Stück pieces	
69-A	-781391	3/4 - 4 3/8	6004-6013; 6201-6206; 6300-6305	7	L-Boxx MINI	
69-B	-781476	1 5/8 - 4 3/8	6011-6020; 6206-6212; 6305-6309; 6403-6407	7	L-Boxx MINI	
69-C	-781544	2 1/4 - 9 3/8	6021-6032; 6213-6230; 6310-6321; 6406-6417	10	L-Boxx	



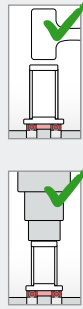


Bearing fitting tool kit made of steel, heavy duty

ST

For bearing installation with a hydraulic press or hammer.

71



Description

- For mobile use, we recommend Series 71-L.
- 33 impact rings made of extra strong steel.
- 5 strike pipes made of extra strong steel.
- 1 dead blow hammer.
- Instructions and conversion table in the cover.

Advantage

- The combination of impact ring and impact sleeve required for the installation of the ball bearing can be found in the table inside the case cover.
- The axes, bearing casings and gaskets of the bearing will not be damaged.
- With the combination of the impact ring and the impact pipe, the installation forces are never directed through the rolling elements of the bearing.
- Almost all components available as replacement parts, time-saving order process thanks to numbering system.
- Complete easy-to-manage package.

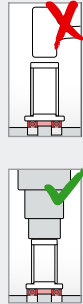
Art.-No.							Stück pieces	
71	-314841	inch 3/8 - 2	pcs. 5	inch 19/32; 25/32; 1 3/16; 1 9/16; 2 5/32	inch 8 7/8	pcs. 33	39	L-Boxx

Bearing fitting tool kit made of steel, heavy duty

ST

For bearing installation with a hydraulic press.

71-K



Description

- 15 impact rings made of extra strong steel.
- 3 strike pipes made of extra strong steel.
- For mobile use, we recommend Series 71-L.
- Instructions and conversion table in the cover.
- Secure storage in special foam.

Advantage

- The combination of impact ring and impact sleeve required for the installation of the ball bearing can be found in the table inside the case cover.
- The axes, bearing casings and gaskets of the bearing will not be damaged.
- With the combination of the impact ring and the impact pipe, the installation forces are never directed through the rolling elements of the bearing.
- Complete easy-to-manage package.

Art.-No.							Stück pieces	
71-K	-403071	inch 3/8 - 1	pcs. 3	inch 19/32; 25/32; 1 3/16	inch 3 1/32	pcs. 15	18	Plastic

Bearing fitting tool kit, light outdoor installation set

ST

For quick, precise and secure installation of bearings and seals.

71-L



Description

- 33 impact rings made of extremely shockproof plastic.
- 3 strike pipes made of anodized aluminum.
- 1 dead blow hammer.
- Instructions and conversion table in the cover.
- Secure storage in special foam.

Advantage

- The combination of impact ring and impact sleeve required for the installation of the ball bearing can be found in the table inside the case cover.
- The axes, bearing casings and gaskets of the bearing will not be damaged.
- The impact rings have a rubber ring and ensure locking at the strike pipe.
- With the combination of the impact ring and the impact pipe, the installation forces are never directed through the rolling elements of the bearing.
- Almost all components available as replacement parts, time-saving order process thanks to numbering system.

Art.-No.							Stück pieces	
71-L	-782121	inch 3/8 - 2	pcs. 3	inch 3/4; 1 1/4; 2	inch 8 5/8	pcs. 33	37	L-Boxx

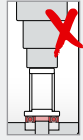


Steering head bearing fitting tool kit

ST

For installation of steering head bearings on motorcycles.

71-M









Description

- Set is suitable for all motorcycles.
- The following are also included in the set: 1 sealing grip device for hoses.
- Specifically intended for the replacement of the steering head bearing.
- Instructions and conversion table in the cover.
- Secure storage in special foam.

Advantage

- The special shape of the impact ring allows for the power to be transmitted only to the internal ring during pressing or hammering of the tapered roller bearing.
- This means that the bearing cage will not be destroyed.
- The combination of impact ring and impact sleeve required for the installation of the ball bearing can be found in the table inside the case cover.
- The axes, bearing casings and gaskets of the bearing will not be damaged.
- The impact rings have a rubber ring and ensure locking at the strike pipes.

Art.-No.		 inch	 pcs.	 inch	 inch	 pcs.
71-M	-772788	1 - 1 3/8	1	1 1/4	14 3/16	4

04



Pulling chuck for deep groove bearing inner races

ST



For pulling separable bearing inner races with a diameter of 5-32 mm on magnets, light machines, electric motors and small electrical machinery.

23



Description

- Mechanical pressure screw.
- Milled thread treated with special coating.

Art.-No.		 inch
23	-012631	3/16 - 1 1/4

Seal disassembly tools

ST

Seal extractor for oil seals, axial shaft seals, sealing sleeves and other bearing seals.

222



222-S

222-U






Description

- Slide hammer with 2K Powergrip.
- Milled thread treated with special coating.
- Depending on space, the removal process can be performed with the 222-U universal release lever.

Advantage

- Quick and easy to use due to 2K-Powergrip
- The slide hammer can be combined with internal extractors and KUKKO screw adapters.

Art.-No.		 L inch	 inch
222-U	-777790	11 7/8	-
222-S	-018497	16 7/8	9 1/16

Seal pulling set (radial shaft seal) in case

ST

For the extraction of radial shaft seal, oil seals, sealing sleeves, seals, bearing seals and shaft gaskets.

K-222






Description

- Instructions on the cover.
- Secure storage in special foam.

Advantage

- Practical package for universal use.
- Almost all components available as replacement parts, time-saving order process thanks to numbering system.
- Complete easy-to-manage package.
- KUKKO-L-Boxx-System compatible with systems by all common manufacturers.

Art.-No.			Stück pieces	
K-222-1/7	-222757	222-100, 222-1, 222-U	7	L-Boxx



Circlip pliers, external

ST

For assembling circlips on shafts.

728








Description

- Body of pliers and tips: Chrome vanadium steel, forged, oil-hardened.
- Non-slip, stable tips.
- Powerful design, forged.

Advantage

- Work comfortably in hard-to-reach places.
- Unimpeded view of work peaks.
- Easy access to covered retaining rings.

Art.-No.	 4021176	 inch	 inch		
728T-A0	-139567	1/8 - 3/8	5 3/8	x	
728T-A1	-790546	3/8 - 1	5 3/8	x	
728T-A2	-790560	3/4 - 2 3/8	7 1/8	x	
728T-A3	-545764	1 5/8 - 3 7/8	8 7/8	x	
728T-A4	-790591	3 3/8 - 5 1/2	12 5/8	x	
728T-A01	-545757	1/8 - 3/8	5 3/8		x
728T-A11	-790553	3/8 - 1	5 3/8		x
728T-A21	-790577	3/4 - 2 3/8	7 1/8		x
728T-A31	-790584	1 5/8 - 3 7/8	8 7/8		x
728T-A41	-545771	3 3/8 - 5 1/2	12 5/8		x

Circlip pliers, internal

ST

For assembling circlips on shafts.

729








Description

- Body of pliers and tips: Chrome vanadium steel, forged, oil-hardened.
- Non-slip, stable tips.
- Powerful design, forged.

Advantage

- Work comfortably in hard-to-reach places.
- Unimpeded view of work peaks.
- Easy access to covered retaining rings.

Art.-No.	 4021176	 inch	 inch		
729T-J0	-139574	1/8 - 3/8	5 3/8	x	
729T-J1	-545788	3/8 - 1	5 3/8	x	
729T-J2	-545801	3/4 - 2 3/8	7 1/8	x	
729T-J3	-545825	1 5/8 - 3 7/8	8 7/8	x	
729T-J4	-545726	3 3/8 - 5 1/2	12 5/8	x	
729T-J01	-139581	1/8 - 3/8	5 3/8		x
729T-J11	-545795	3/8 - 1	5 3/8		x
729T-J21	-545818	3/4 - 2 3/8	7 1/8		x
729T-J31	-545832	1 5/8 - 3 7/8	8 7/8		x
729T-J41	-545849	3 3/8 - 5 1/2	12 5/8		x



Circlip pliers service set

ST

For fitting circlips on shafts and into bores.

728



Description

- Body of pliers and tips: Chrome vanadium steel, forged, oil-hardened.
- Non-slip, stable tips.
- Powerful design, forged.
- Secure storage in special foam.

Advantage

- Work comfortably in hard-to-reach places.
- Unimpeded view of work peaks.
- Easy access to covered retaining rings.
- Clean and convenient storage in the plastic case.

Art.-No.						Stück pieces	
728T729	-647734	inch 3/8 - 2 3/8	x	x	728T-A1, 728T-A2, 728T-A11, 728T-A21, 729T-J1, 729T-J2, 729T-J11, 729T-J21	8	Plastic

04



Inductive heater

HY

For universal use when heating bearings and other rotationally symmetrical workpieces.

T-AW



Description

- Quick, even and continuous heating of the workpiece.
- The bearings can be pulled vertically across the yoke (normal heating process).
- Turbo boost: double-quick heating process; the bearing is placed horizontally on the block.
- Individual settings provided by temperature and time programming.

Advantage

- Bearings are easier to mount if pre-heated.
- Only the workpiece is heated up.
- Always fits due to various yokes.
- The temperature can be monitored at all times with the integrated display.

Art.-No.						
		mm	mm	kg	°C	Volt
T-AW-20	-830976	20, 35, 60	215, 225, 290	15-40	0-240	110-230 V AC - 16 A - 50 Hz
T-AW-40	-831133	15, 20, 35, 60, 70	330, 345, 355, 360, 410	5-70	0-240	110-230 V AC - 16 A - 50 Hz



The KUKKO 800 modular system is a pull-apart system, which consists of single parts that can be put together individually from finished pullers or complete sets.



ONE for ALL

All pullers have the same hydraulic spindle and consist of easily exchangeable single parts that can be combined in many different ways.



High pull-off force

The short KUKKO hydraulic spindle means that little manual effort is required for maximum pulling performance. No additional drive tools are needed.



Versatility

The modular system allows for a large number of different pulling options.





Series 800

Baureihe 800

05

Modular system 800.....	110
Baukasten-System 800	
Series 800.....	112
Baureihe 800	
Accessoires series 800.....	118
Zubehör Baureihe 800	
Series 13.....	120
Baureihe 13	

05





The KUKKO 800 modular system is a pull-apart system, which consists of single parts that can be put together individually from finished pullers or complete sets.

ONE for ALL

All pullers have the same hydraulic spindle and consist of easily exchangeable single parts that can be combined in many different ways.

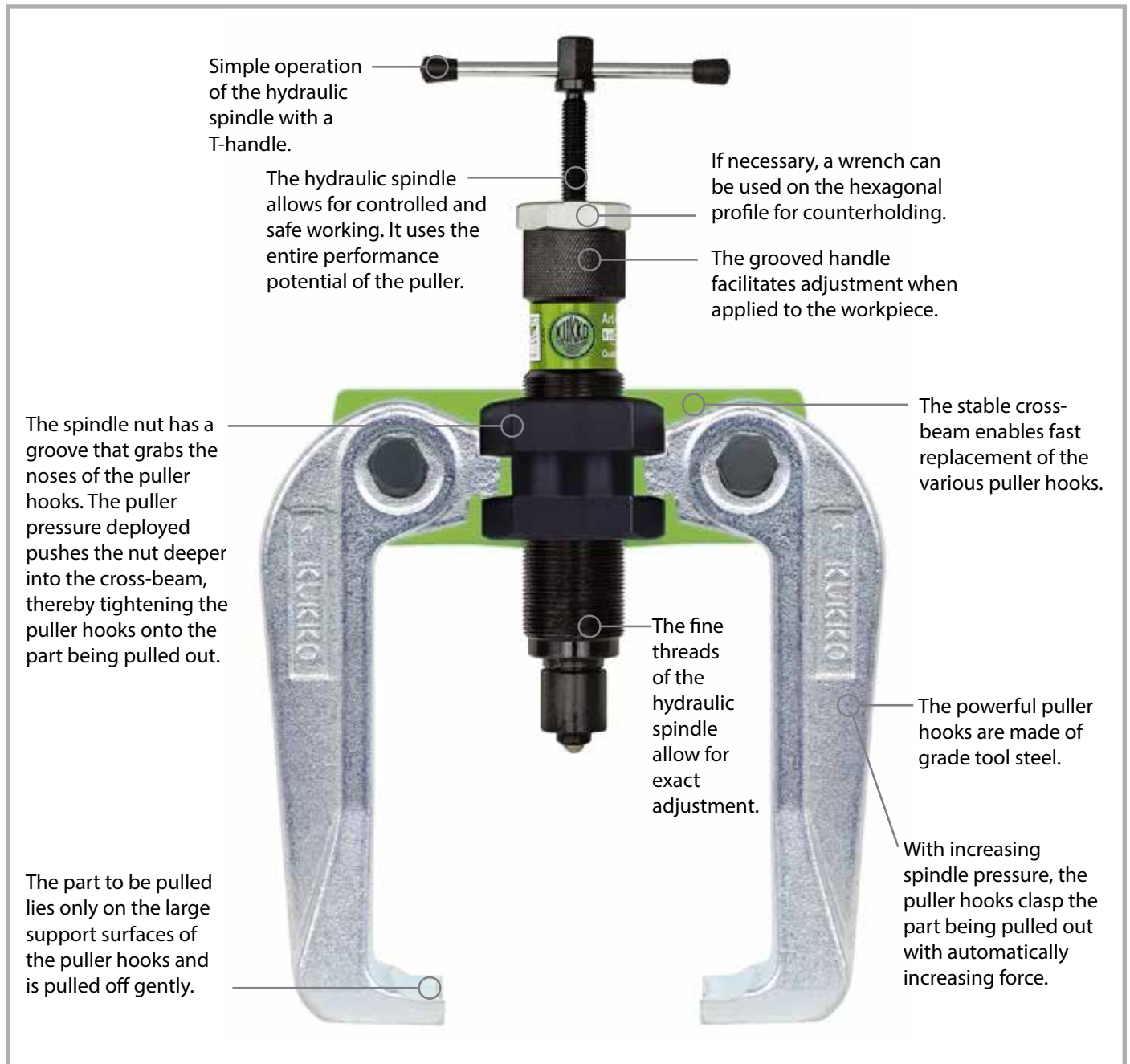
High pull-off force

The short KUKKO hydraulic spindle means that little manual effort is required for maximum pulling performance. No additional drive tools are needed.

Versatility

The modular system allows for a large number of different pulling options.

- All pulling tools in the 800 modular system only require one drive unit - the compact high performance spindle 800 or 801. With its favorable installation dimensions, it has frequently proven itself in toolmaking and many other areas as a force-generating component and problem solver. The low-maintenance original KUKKO construction with the air trapping and slippage-free hydraulic system guarantees reliable use and high performance.
- Complete hydraulic pullers, individual parts and pre-assembled sets are available, from which a variety of pulling tools can be put together.
- The pullers, separators or internal extractors can be combined and used for all types of extraction jobs in the industrial and automotive sector.





Assembly of the hydraulic puller



Universal 2-jaw puller with short hydraulic spindle and self-centering jaws



Universal 3-jaw puller with short hydraulic spindle and self-centering jaws

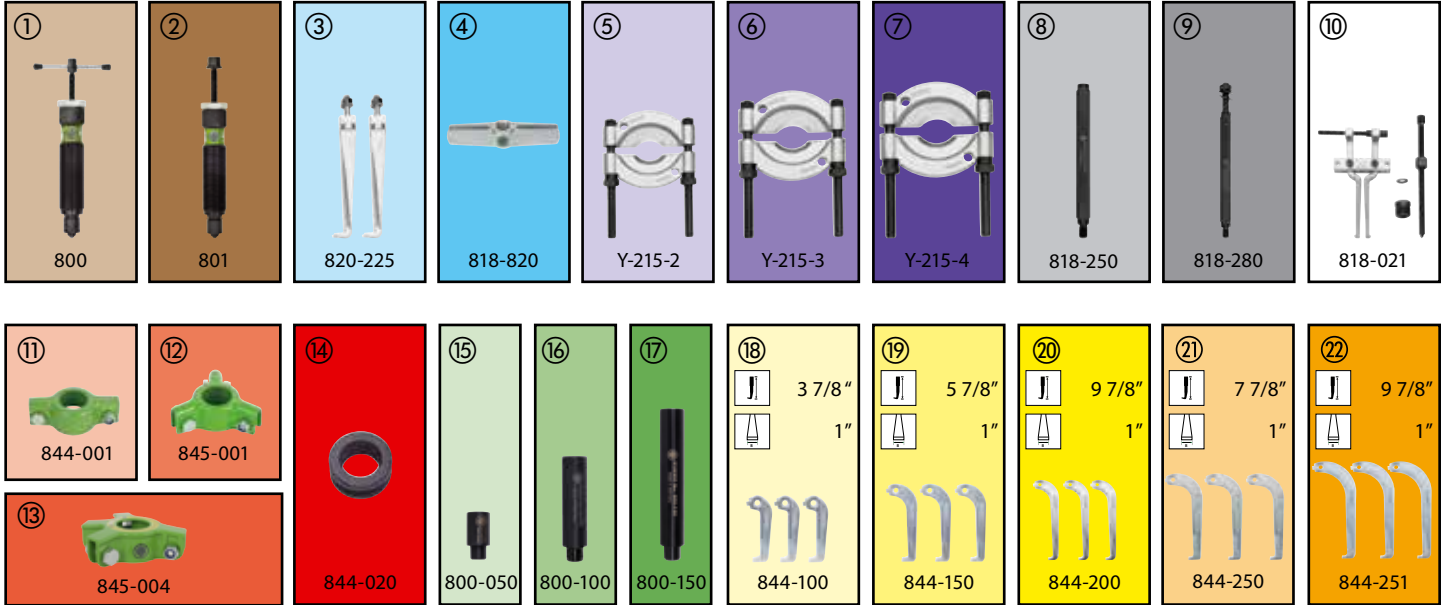


05





Variants part Variants parts list, series 800
Kombinationsmöglichkeiten des „Baukastensystems 800“










































COMBINATION
Kombination

<p>2 - 3 7/8" 3 7/8"</p> <p>besteht aus / consists of</p> <table border="1"> <tr><td>1</td><td></td><td></td><td></td><td></td><td></td></tr> <tr><td></td><td></td><td>11</td><td>14</td><td>15</td><td></td></tr> <tr><td></td><td>18</td><td></td><td></td><td></td><td></td></tr> </table>	1								11	14	15			18					<p>845-1-B</p> <p>2 - 3 7/8" 3 7/8"</p> <p>besteht aus / consists of</p> <table border="1"> <tr><td>1</td><td></td><td></td><td></td><td></td><td></td></tr> <tr><td></td><td></td><td></td><td>12</td><td>14</td><td>15</td></tr> <tr><td></td><td>18</td><td></td><td></td><td></td><td></td></tr> </table>	1									12	14	15		18					<p>844-2-B</p> <p>3 - 5 7/8" 5 7/8"</p> <p>besteht aus / consists of</p> <table border="1"> <tr><td>1</td><td></td><td></td><td></td><td></td><td></td></tr> <tr><td></td><td></td><td>11</td><td>14</td><td></td><td></td></tr> <tr><td>16</td><td></td><td>19</td><td></td><td></td><td></td></tr> </table>	1								11	14			16		19				<p>845-2-B</p> <p>3 - 5 7/8" 5 7/8"</p> <p>besteht aus / consists of</p> <table border="1"> <tr><td>1</td><td></td><td></td><td></td><td></td><td></td></tr> <tr><td></td><td></td><td>11</td><td>14</td><td></td><td></td></tr> <tr><td>16</td><td></td><td>19</td><td></td><td></td><td></td></tr> </table>	1								11	14			16		19				<p>844-3-B</p> <p>3 - 5 7/8" 9 7/8"</p> <p>besteht aus / consists of</p> <table border="1"> <tr><td>1</td><td></td><td></td><td></td><td></td><td></td></tr> <tr><td></td><td></td><td>11</td><td>14</td><td></td><td></td></tr> <tr><td></td><td>16</td><td></td><td>20</td><td></td><td></td></tr> </table>	1								11	14				16		20		
1																																																																																														
		11	14	15																																																																																										
	18																																																																																													
1																																																																																														
			12	14	15																																																																																									
	18																																																																																													
1																																																																																														
		11	14																																																																																											
16		19																																																																																												
1																																																																																														
		11	14																																																																																											
16		19																																																																																												
1																																																																																														
		11	14																																																																																											
	16		20																																																																																											
<p>845-3-B</p> <p>3 - 5 7/8" 9 7/8"</p> <p>besteht aus / consists of</p> <table border="1"> <tr><td>1</td><td></td><td></td><td></td><td></td><td></td></tr> <tr><td></td><td></td><td>12</td><td>14</td><td></td><td></td></tr> <tr><td></td><td>17</td><td></td><td>20</td><td></td><td></td></tr> </table>	1								12	14				17		20			<p>844-4-B</p> <p>3 7/8 - 7 7/8" 7 7/8"</p> <p>besteht aus / consists of</p> <table border="1"> <tr><td>1</td><td></td><td></td><td></td><td></td><td></td></tr> <tr><td></td><td></td><td>11</td><td>14</td><td></td><td></td></tr> <tr><td></td><td>17</td><td></td><td>21</td><td></td><td></td></tr> </table>	1								11	14				17		21			<p>845-4-B</p> <p>3 7/8 - 7 7/8" 7 7/8"</p> <p>besteht aus / consists of</p> <table border="1"> <tr><td>1</td><td></td><td></td><td></td><td></td><td></td></tr> <tr><td></td><td></td><td>12</td><td>14</td><td></td><td></td></tr> <tr><td></td><td>17</td><td></td><td>21</td><td></td><td></td></tr> </table>	1								12	14				17		21			<p>844-5-B</p> <p>5 1/8" - 9 7/8" 9 7/8"</p> <p>besteht aus / consists of</p> <table border="1"> <tr><td>1</td><td></td><td></td><td></td><td></td><td></td></tr> <tr><td></td><td></td><td>11</td><td>14</td><td></td><td></td></tr> <tr><td></td><td>17</td><td></td><td></td><td>22</td><td></td></tr> </table>	1								11	14				17			22		<p>845-5-B</p> <p>5 1/8" - 9 7/8" 9 7/8"</p> <p>besteht aus / consists of</p> <table border="1"> <tr><td>1</td><td></td><td></td><td></td><td></td><td></td></tr> <tr><td></td><td></td><td></td><td>12</td><td>14</td><td></td></tr> <tr><td></td><td>17</td><td></td><td></td><td>22</td><td></td></tr> </table>	1									12	14			17			22	
1																																																																																														
		12	14																																																																																											
	17		20																																																																																											
1																																																																																														
		11	14																																																																																											
	17		21																																																																																											
1																																																																																														
		12	14																																																																																											
	17		21																																																																																											
1																																																																																														
		11	14																																																																																											
	17			22																																																																																										
1																																																																																														
			12	14																																																																																										
	17			22																																																																																										
<p>818-0</p> <p>9 3/8" 11 1/32"</p> <p>besteht aus / consists of</p> <table border="1"> <tr><td>1</td><td></td><td></td><td>4</td><td></td><td></td></tr> <tr><td></td><td>9</td><td></td><td></td><td></td><td></td></tr> <tr><td></td><td>17</td><td></td><td></td><td></td><td></td></tr> </table>	1			4				9						17					<p>820-0</p> <p>8 7/8" 8 7/8"</p> <p>besteht aus / consists of</p> <table border="1"> <tr><td>1</td><td></td><td>3</td><td></td><td></td><td></td></tr> <tr><td></td><td></td><td></td><td></td><td></td><td></td></tr> <tr><td></td><td>17</td><td></td><td></td><td></td><td></td></tr> </table>	1		3											17					<p>818-0 + Y-215-2 / Y-215-3 / Y-215-4</p> <p>L 30 3/4" Ø 1 - 7 7/8"</p> <p>besteht aus / consists of</p> <table border="1"> <tr><td>1</td><td></td><td></td><td>4</td><td>5</td><td>6</td><td>7</td></tr> <tr><td></td><td>9</td><td></td><td></td><td></td><td></td><td></td></tr> <tr><td></td><td>17</td><td></td><td></td><td></td><td></td><td></td></tr> </table>	1			4	5	6	7		9							17						<p>818-0 + 818-021</p> <p>1 3/16 - 7 1/8"</p> <p>besteht aus / consists of</p> <table border="1"> <tr><td>1</td><td></td><td></td><td>4</td><td></td><td></td><td></td></tr> <tr><td></td><td>9</td><td>10</td><td></td><td></td><td></td><td></td></tr> <tr><td></td><td>17</td><td></td><td></td><td></td><td></td><td></td></tr> </table>	1			4					9	10						17																		
1			4																																																																																											
	9																																																																																													
	17																																																																																													
1		3																																																																																												
	17																																																																																													
1			4	5	6	7																																																																																								
	9																																																																																													
	17																																																																																													
1			4																																																																																											
	9	10																																																																																												
	17																																																																																													



Pulling tools with 10 to hydraulic ram Abziehvorrichtungen mit hydraulischer 10 to Spindel

<p>Art.-No. 818-100</p> <p>L 20 7/8"</p> <p>Ø 7/8 - 4 1/2"</p>		<p>Kofferinhalt: 10-teilig set content: 10 parts</p> <table border="1" style="width: 100%; border-collapse: collapse; text-align: center;"> <tr><td>1</td><td></td><td></td><td>4</td><td>5</td><td></td></tr> <tr><td>8</td><td>9</td><td></td><td></td><td></td><td>15</td></tr> <tr><td>16</td><td>17</td><td></td><td></td><td></td><td></td></tr> </table>	1			4	5		8	9				15	16	17					<p>818-0 + Y-215-2</p> 									
1			4	5																										
8	9				15																									
16	17																													
<p>Art.-No. 818-150</p> <p>L 30 3/4"</p> <p>Ø 1 - 6 1/8"</p>		<p>Kofferinhalt: 12-teilig set content: 12 parts</p> <table border="1" style="width: 100%; border-collapse: collapse; text-align: center;"> <tr><td>1</td><td></td><td></td><td>4</td><td>6</td><td></td></tr> <tr><td>8</td><td>9</td><td></td><td></td><td></td><td>15</td></tr> <tr><td>16</td><td>17</td><td></td><td></td><td></td><td></td></tr> </table>	1			4	6		8	9				15	16	17					<p>818-0 + Y-215-3</p> 									
1			4	6																										
8	9				15																									
16	17																													
<p>Art.-No. 818-215</p> <p>L 30 3/4"</p> <p>Ø 7/8 - 4 1/2"</p> <p> 8 7/8"</p> <p> 8 7/8"</p>		<p>Kofferinhalt: 16-teilig set content: 16 parts</p> <table border="1" style="width: 100%; border-collapse: collapse; text-align: center;"> <tr><td>1</td><td></td><td>3</td><td>4</td><td>5</td><td>6</td></tr> <tr><td>8</td><td>9</td><td>10</td><td></td><td></td><td>15</td></tr> <tr><td>16</td><td>17</td><td></td><td></td><td></td><td></td></tr> </table>	1		3	4	5	6	8	9	10			15	16	17					<p>818-0 + Y-215-2; Y-215-3</p> 	<p>818-0 + 818-021</p> 	<p>820-0</p> 							
1		3	4	5	6																									
8	9	10			15																									
16	17																													
<p>Art.-No. 845-150</p> <p> 2 - 5 7/8"</p> <p> 3 7/8 - 5 7/8"</p>		<p>Kofferinhalt: 11-teilig set content: 11 parts</p> <table border="1" style="width: 100%; border-collapse: collapse; text-align: center;"> <tr><td>1</td><td></td><td></td><td></td><td></td><td></td></tr> <tr><td></td><td></td><td></td><td>11</td><td>13</td><td>15</td></tr> <tr><td>16</td><td></td><td>18</td><td>19</td><td></td><td></td></tr> </table>	1									11	13	15	16		18	19			<p>844-1-B 844-2-B</p> 	<p>845-1-B 845-2-B</p> 								
1																														
			11	13	15																									
16		18	19																											
<p>Art.-No. 845-250</p> <p> 3 - 9 7/8"</p> <p> 9 7/8"</p>		<p>Kofferinhalt: 15-teilig set content: 15 parts</p> <table border="1" style="width: 100%; border-collapse: collapse; text-align: center;"> <tr><td>1</td><td></td><td></td><td></td><td></td><td></td></tr> <tr><td></td><td></td><td></td><td>11</td><td>13</td><td>15</td></tr> <tr><td>16</td><td>17</td><td></td><td>20</td><td>21</td><td>22</td></tr> </table>	1									11	13	15	16	17		20	21	22	<p>844-3-B 844-4-B 844-5-B</p> 	<p>845-3-B 845-4-B 845-5-B</p> 								
1																														
			11	13	15																									
16	17		20	21	22																									
<p>Art.-No. 845-851</p> <p> 3 - 9 7/8"</p> <p> 3 7/8 - 9 7/8"</p>		<p>Kofferinhalt: 21-teilig set content: 21 parts</p> <table border="1" style="width: 100%; border-collapse: collapse; text-align: center;"> <tr><td>1</td><td></td><td></td><td></td><td></td><td></td></tr> <tr><td></td><td></td><td></td><td>11</td><td>13</td><td>15</td></tr> <tr><td>16</td><td>17</td><td>18</td><td>19</td><td>20</td><td>21</td></tr> <tr><td></td><td></td><td></td><td></td><td>22</td><td></td></tr> </table>	1									11	13	15	16	17	18	19	20	21					22		<p>844-1-B 844-2-B 844-3-B 844-4-B 844-5-B</p> 	<p>845-1-B 845-2-B 845-3-B 845-4-B 845-5-B</p> 		
1																														
			11	13	15																									
16	17	18	19	20	21																									
				22																										
<p>Art.-No. 845-855</p> <p>L 30 3/4"</p> <p>Ø 1 - 6 1/8"</p> <p> 2 - 9 7/8"</p> <p> 3 7/8 - 9 7/8"</p>		<p>Kofferinhalt: 29-teilig set content: 29 parts</p> <table border="1" style="width: 100%; border-collapse: collapse; text-align: center;"> <tr><td>1</td><td></td><td></td><td>4</td><td>6</td><td></td></tr> <tr><td>8</td><td>9</td><td></td><td>11</td><td>13</td><td>15</td></tr> <tr><td>16</td><td>17</td><td>18</td><td>19</td><td>20</td><td>21</td></tr> <tr><td></td><td></td><td></td><td></td><td>22</td><td></td></tr> </table>	1			4	6		8	9		11	13	15	16	17	18	19	20	21					22		<p>844-1-B 844-2-B 844-3-B 844-4-B 844-5-B</p> 	<p>845-1-B 845-2-B 845-3-B 845-4-B 845-5-B</p> 	<p>818-0 + Y-215-3</p> 	
1			4	6																										
8	9		11	13	15																									
16	17	18	19	20	21																									
				22																										
<p>Art.-No. 845-858</p> <p>L 30 3/4"</p> <p>Ø 1 - 6 1/8"</p> <p> 2 - 9 7/8"</p> <p> 3 7/8 - 9 7/8"</p> <p> 1 3/16 - 7 1/8"</p>		<p>Kofferinhalt: 30-teilig set content: 30 parts</p> <table border="1" style="width: 100%; border-collapse: collapse; text-align: center;"> <tr><td>1</td><td></td><td></td><td>4</td><td>6</td><td></td></tr> <tr><td>8</td><td>9</td><td>10</td><td>11</td><td>13</td><td>15</td></tr> <tr><td>16</td><td>17</td><td>18</td><td>19</td><td>20</td><td>21</td></tr> <tr><td></td><td></td><td></td><td></td><td>22</td><td></td></tr> </table>	1			4	6		8	9	10	11	13	15	16	17	18	19	20	21					22		<p>844-1-B 844-2-B 844-3-B 844-4-B 844-5-B</p> 	<p>845-1-B 845-2-B 845-3-B 845-4-B 845-5-B</p> 	<p>818-0 + Y-215-3</p> 	<p>818-0 + 818-021</p> 
1			4	6																										
8	9	10	11	13	15																									
16	17	18	19	20	21																									
				22																										

05






Universal 2-jaw puller with short hydraulic spindle and self-centering jaws

ST

For pulling particularly tight bearings, gears, discs, etc.

844



Description

- If there is adequate free space around the part to be removed, we recommend a 3-jaw puller series 845 for optimal force distribution.
- Series is built on a modular system.
- Pullers have the same hydraulic spindle.
- Easy-to-replace individual components that can be combined in a number of different ways.
- Standard pulling hook.

Advantage

- Available as complete hydraulic pullers, individual parts and sets.
- Little force required for a strong pulling performance.
- Piston functions on the axis and does not turn in the hydraulic spindle.
- Spindle extensions enable the unit to be adjusted quickly to a range of different requirements.
- Almost all components available as replacement parts, time-saving order process thanks to numbering system.

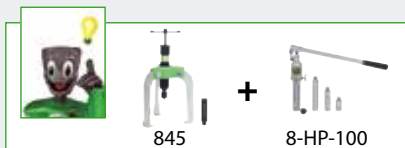
Art.-No.		inch	inch	x	max. US t	max. ft lb	mit with
844-1-B	-031601	2 - 3 7/8	3 7/8	2	11	29.5	800
844-2-B	-031946	3 - 5 7/8	5 7/8	2	11	29.5	800
844-3-B	-032448	3 - 5 7/8	9 7/8	2	11	29.5	800
844-4-B	-076091	3 7/8 - 7 7/8	7 7/8	2	11	29.5	800
844-5-B	-032776	5 1/8 - 9 7/8	9 7/8	2	11	29.5	800

Universal 3-jaw puller with short hydraulic spindle and self-centering jaws

ST

For pulling particularly tight bearings, gears, discs, etc.

845



Description

- Series is built on a modular system.
- Pullers have the same hydraulic spindle.
- Easy-to-replace individual components that can be combined in a number of different ways.
- Standard pulling hook.
- Two-arm design for space-saving operation.

Advantage

- Available as complete hydraulic pullers, individual parts and sets.
- Little force required for a strong pulling performance.
- Piston functions on the axis and does not turn in the hydraulic spindle.
- Spindle extensions enable the unit to be adjusted quickly to a range of different requirements.
- Almost all components available as replacement parts, time-saving order process thanks to numbering system.

Art.-No.		inch	inch	x	max. US t	max. ft lb	mit with
845-1-B	-033278	2 - 3 7/8	3 7/8	3	11	29.5	800
845-2-B	-033438	3 - 5 7/8	5 7/8	3	11	29.5	800
845-3-B	-033681	3 - 5 7/8	9 7/8	3	11	29.5	800
845-4-B	-033841	3 7/8 - 7 7/8	7 7/8	3	11	29.5	800
845-5-B	-034008	5 1/8 - 9 7/8	9 7/8	3	11	29.5	800

Spare parts for assembly 844/845

ST

844/845



844-100
844-150
844-200
844-250
844-251



844-000



845-000



Description

- Series is built on a modular system.
- Pullers have the same hydraulic spindle.
- Easy-to-replace individual components that can be combined in a number of different ways.

Advantage

- Available as complete hydraulic pullers, individual parts and sets.
- Little force required for a strong pulling performance.

Art.-No.		Bezeichnung description	
844-000	-031458	Cross-beam	844-1-B, 844-2-B, 844-3-B, 844-4-B, 844-5-B
845-000	-033018	Cross-beam	845-1-B, 845-2-B, 845-3-B, 845-4-B, 845-5-B
844-020	-135651	Thread sleeve	844-1-B, 844-2-B, 844-3-B, 844-4-B, 844-5-B, 845-1-B, 845-2-B, 845-3-B, 845-4-B, 845-5-B
844-100	-075919	Jaw: 3 7/8"	844-1-B, 845-1-B
844-150	-031861	Jaw: 5 7/8"	844-2-B, 845-2-B
844-200	-032363	Jaw: 9 7/8"	844-4-B, 845-4-B
844-250	-032103	Jaw: 7 7/8"	844-3-B, 845-3-B
844-251	-032691	Jaw: 9 7/8"	844-5-B, 845-5-B



Hydraulic "4 Pullers" - Set with self-centering pulling jaws

ST

For removing bearings, gears, discs, etc.

845-150







Description

- Series is built on a modular system.
- Pullers have the same hydraulic spindle.
- Milled thread treated with special coating.
- Standard pulling hook.
- 2-jaw and 3-jaw combination cross beam

Advantage

- Little force required for a strong pulling performance.
- Piston functions on the axis and does not turn in the hydraulic spindle.
- Spindle extensions enable the unit to be adjusted quickly to a range of different requirements.
- Available as complete hydraulic pullers, individual parts and sets.
- Almost all components available as replacement parts, time-saving order process thanks to numbering system.

Art.-No.		 inch	 inch	J _x	max. US t	Stück pieces	
845-150	-717871	2 - 5 7/8	3 7/8 - 5 7/8	2/3	11	11	L-Boxx

Hydraulic "6 Pullers" - Set with self-centering pulling jaws

ST

For removing bearings, gears, discs, etc.

845-250







Description

- Series is built on a modular system.
- Pullers have the same hydraulic spindle.
- Milled thread treated with special coating.
- Standard pulling hook.
- 2-jaw and 3-jaw combination cross beam.

Advantage

- Little force required for a strong pulling performance.
- Piston functions on the axis and does not turn in the hydraulic spindle.
- Spindle extensions enable the unit to be adjusted quickly to a range of different requirements.
- Available as complete hydraulic pullers, individual parts and sets.
- Almost all components available as replacement parts, time-saving order process thanks to numbering system.

Art.-No.		 inch	 inch	J _x	max. US t	Stück pieces	
845-250	-717956	3 - 9 7/8	9 7/8	2/3	11	15	L-Boxx

Hydraulic "10 Pullers" - Set with self-centering pulling jaws

ST

For removing bearings, gears, discs, etc.

845-851







Description

- Series is built on a modular system.
- Pullers have the same hydraulic spindle.
- Milled thread treated with special coating.
- Standard pulling hook.
- Flexibility assured thanks to two-arm or three-arm design.

Advantage

- Little force required for a strong pulling performance.
- Piston functions on the axis and does not turn in the hydraulic spindle.
- Spindle extensions enable the unit to be adjusted quickly to a range of different requirements.
- Available as complete hydraulic pullers, individual parts and sets.
- Almost all components available as replacement parts, time-saving order process thanks to numbering system.

Art.-No.		 inch	 inch	J _x	max. US t	Stück pieces	
845-851	-172854	2 - 9 7/8	3 7/8 - 9 7/8	2/3	11	21	Tanos Systerainer

05





Universal hydraulic puller set with separator

ST

For removing and separating bearings, gears, discs, etc.

845-855









Description

- Series is built on a modular system.
- Pullers have the same hydraulic spindle.
- Milled thread treated with special coating.
- Standard pulling hook.
- Flexibility assured thanks to two-arm or three-arm design.

Advantage

- Little force required for a strong pulling performance.
- Piston functions on the axis and does not turn in the hydraulic spindle.
- Spindle extensions enable the unit to be adjusted quickly to a range of different requirements.
- Available as complete hydraulic pullers, individual parts and sets.
- Almost all components available as replacement parts, time-saving order process thanks to numbering system.

Art.-No.	 4021176	 inch	 inch	 inch	 inch	max. US t	Stück pieces	
845-855	-172939	2 - 9 7/8	3 7/8 - 9 7/8	11 1/32 -	1 - 6 1/8	11	29	Tanos Systemer

Pulling device with hydraulic screw

ST

For universal application with pullers from series 800.

818-0







Description

- Series is built on a modular system.
- Pullers have the same hydraulic spindle.
- Easy-to-replace individual components that can be combined in a number of different ways.
- Hydraulic spindle.
- Milled thread treated with special coating.

Advantage

- Available as complete hydraulic pullers, individual parts and sets.
- Little force required for a strong pulling performance.
- Piston functions on the axis and does not turn in the hydraulic spindle.
- Spindle extensions enable the unit to be adjusted quickly to a range of different requirements.
- Almost all components available as replacement parts, time-saving order process thanks to numbering system.

Art.-No.	 4021176	 inch	 inch	max. US t	 max. ft lb	mit with
818-0	-173196	11 1/32	9 3/8	11	29.5	800

Internal extractors

ST

For extracting inner bearings, bearing outer rings and bushings.

818-021



Description

- Series is built on a modular system.

Advantage

- Almost all components available as replacement parts, time-saving order process thanks to numbering system.

Art.-No.	 4021176	∅ inch	
818-021	-757969	1 3/16-7 1/8	818-0



Hydraulic bearing puller set

ST

For removing ball bearings, roller bearings, inner races and other tight parts if there is not enough space to use pulling hooks.

818-100







Description

- Series is built on a modular system.
- Pullers have the same hydraulic spindle.
- Milled thread treated with special coating.
- Easy-to-replace individual components that can be combined in a number of different ways.
- Instructions on the cover.

Advantage

- Little force required for a strong pulling performance.
- Piston functions on the axis and does not turn in the hydraulic spindle.
- Spindle extensions enable the unit to be adjusted quickly to a range of different requirements.
- Available as complete hydraulic pullers, individual parts and sets.
- Complete easy-to-manage package.

Art.-No.		 inch	 inch	max. US t	 L-Boxx	Stück pieces
818-100	-717611	11 1/32 - 20 7/8	7/8 - 4 1/2	11	L-Boxx	10

Hydraulic bearing puller set

ST

For removing ball bearings, roller bearings, inner races and other tight parts if there is not enough space to use pulling hooks.

818-150







Description

- Series is built on a modular system.
- Pullers have the same hydraulic spindle.
- Milled thread treated with special coating.
- Easy-to-replace individual components that can be combined in a number of different ways.
- Instructions on the cover.

Advantage

- Little force required for a strong pulling performance.
- Piston functions on the axis and does not turn in the hydraulic spindle.
- Spindle extensions enable the unit to be adjusted quickly to a range of different requirements.
- Available as complete hydraulic pullers, individual parts and sets.
- Complete easy-to-manage package.

Art.-No.		 inch	 inch	max. US t	Stück pieces	 L-Boxx
818-150	-717796	11 1/32 - 30 3/4	1 - 6 1/8	11	12	L-Boxx

Hydraulic bearing puller and extractor set

ST

For extraction and internal extraction of ball bearings, roller bearings, inner races and other tight-fitting parts if there is not enough space to use pulling hooks.

818-215








Description

- Series is built on a modular system.
- Pullers have the same hydraulic spindle.
- Milled thread treated with special coating.
- Easy-to-replace individual components that can be combined in a number of different ways.
- Secure storage in special foam.

Advantage

- Little force required for a strong pulling performance.
- Piston functions on the axis and does not turn in the hydraulic spindle.
- Spindle extensions enable the unit to be adjusted quickly to a range of different requirements.
- Available as complete hydraulic pullers, individual parts and sets.
- Complete easy-to-manage package.

Art.-No.		 inch	 inch	 inch	max. US t	Stück pieces	 Tanos Systainer
818-215	-173271	11 1/32 - 30 3/4	1 - 6 1/8	1 3/16 - 7 1/8	11	16	Tanos Systainer



Universal hydraulic puller and extractor set with self-centering jaws with separator

ST

For removal, separation and internal extraction of bearings, gears, discs, etc.

845-858



Description

- Series is built on a modular system.
- Pullers have the same hydraulic spindle.
- Milled thread treated with special coating.
- Standard pulling hook.
- Flexibility assured thanks to two-arm or three-arm design.

Advantage

- Little force required for a strong pulling performance.
- Piston functions on the axis and does not turn in the hydraulic spindle.
- Spindle extensions enable the unit to be adjusted quickly to a range of different requirements.
- Available as complete hydraulic pullers, individual parts and sets.
- Almost all components available as replacement parts, time-saving order process thanks to numbering system.

Art.-No.							max.	Stück pieces	
		inch	inch	inch	inch	inch	US t		
845-858	-173011	2 - 9 7/8	3 7/8 - 9 7/8	11 1/32 - 30 3/4	1 - 6 1/8	1 3/16 - 7 1/8	11	30	Tanos Systemer

2-jaw puller with short hydraulic spindle

ST

For removing particularly tight gears, sprockets, ball bearings, etc.

20-H



Description

- Grease hydraulics.
- Standard pulling hook.
- Parallel pulling hooks in every position, even with full load.
- Pulling hooks with infinitely variable adjustment on the cross-beam.
- Short hydraulic spindle.

Advantage

- Little force required for a strong pulling performance.
- Piston functions on the axis and does not turn in the hydraulic spindle.
- Turning the pulling hooks enables them to be used both internally and externally.
- Suitable for pulling asymmetric workpieces.
- Spindle extensions enable the unit to be adjusted quickly to a range of different requirements.

Art.-No.					J x	max.	mit with
		inch	inch	inch		US t	
20-3-H	-786839	7 1/8 - 13 3/8	9 7/8	7 7/8	2	11	800
20-30-H	-786914	7 1/8 - 17 3/8	13 3/4	7 7/8	2	11	800

2-jaw puller with short hydraulic spindle

ST

For removing bearings, gears, discs, etc.

820



Description

- Standard pulling hook.
- Pulling hooks with infinitely variable adjustment on the cross-beam.
- Two-arm design for space-saving operation.
- Parallel pulling hooks in every position, even with full load.
- Hydraulic spindle.

Advantage

- Turning the pulling hooks enables them to be used both internally and externally.
- Available as complete hydraulic pullers, individual parts and sets.
- Little force required for a strong pulling performance.
- Piston functions on the axis and does not turn in the hydraulic spindle.
- Spindle extensions enable the unit to be adjusted quickly to a range of different requirements.

Art.-No.				J x	max.	max.	mit with
		inch	inch		US t	ft lb	
820-0	-173684	8 7/8	8 7/8	2	11	29.5	800



Universal press frame for silent bushings

ST

For replacing bearings on front and rear axles without dismantling the axle, e.g. silent bearings, hydraulic supports, plastic bearings, supporting joints, absorber rubber.

880




Description

- Series is built on a modular system.
- Easy-to-replace individual components that can be combined in a number of different ways.
- Grease hydraulics.
- Hydraulic spindle.
- Milled thread treated with special coating.

Advantage

- Pressure pad sets available for a variety of vehicle types.
- Little force required for a strong pulling performance.
- Piston functions on the axis and does not turn in the hydraulic spindle.
- Spindle extensions enable the unit to be adjusted quickly to a range of different requirements.
- Spindle head band prevents the wrench from slipping off.

Art.-No.		max. US t	mit with
880-801	-433696	16.5	801
880-800	-433689	11	800
880-802	-433702	22	802

05



Series 13



Short hydraulic spindles

ST

For pulling particularly tight bearings, gears, discs, etc.

800



800



801
802
804







Description

- Series is built on a modular system.
- Pullers have the same hydraulic spindle.
- Easy-to-replace individual components that can be combined in a number of different ways.
- Grease hydraulics.
- Hydraulic spindle.

Advantage

- Available as complete hydraulic pullers, individual parts and sets.
- Little force required for a strong pulling performance.
- Piston functions on the axis and does not turn in the hydraulic spindle.
- Spindle extensions enable the unit to be adjusted quickly to a range of different requirements.
- Spindle head band prevents the wrench from slipping off.




Art.-No.			 inch	max. US t	 max. ft lb
800	-034343	W 1.1/2"-16(55°;16Gang)	3/8	11	29.5
801	-784446	W 1.1/2"-16(55°;16Gang)	3/8	16.5	51.5
802	-784514	M40x1,5	3/8	22	73.5
804	-456787	W 1.1/2"-16(55°;16Gang)	3/8	16.5	51.5
800-ERS	-244483	Wearing parts set			
801-ERS	-788086	Wearing parts set			
802-ERS	-788246	Wearing parts set			

Spindle extension

ST

800



Art.-No.		 inch	
800-050	-031113	2	818-0, 820-0, 844, 845
800-100	-031298	3 7/8	818-0, 820-0, 844, 845
800-150	-031373	5 7/8	818-0, 820-0, 844, 845

Mechanical pressure screw

ST

For pulling particularly tight bearings, gears, discs, etc.

800-626






Description

- Pulling for particularly tight parts thanks to transfer of force.
- Mechanical pressure screw.
- Milled thread treated with special coating.

Advantage

- Can be combined with various mechanical pulling devices from the KUKKO range.
- Almost all components available as replacement parts, time-saving order process thanks to numbering system.

Art.-No.		 inch	
800-626	-969980	1 1/2-16	818-0, 820-0, 844-000, 845-000



Pulling bolts and extensions

ST

818



818-250






818-280



Advantage

- Almost all components available as replacement parts, time-saving order process thanks to numbering system.

Art.-No.	 4021176	 inch	
818-250	-173356	9 7/8	818-0
818-280	-173431	9 7/8	818-0

Mechanical pressure screws

ST

For removing bearings, gears, discs, etc.

844-626






Description

- Mechanical pressure screw.
- Milled thread treated with special coating.

Advantage

- Easy and even pulling for particularly tight parts thanks to transfer of force.
- Can be combined with various mechanical pulling devices from the KUKKO range.
- Almost all components available as replacement parts, time-saving order process thanks to numbering system.

Art.-No.	 4021176		
844-626	-032851	1.1/2"-16	818-0, 820-0, 844-000, 845-000

05





Series 13

Long hydraulic spindles with handle

ST

For use with pulling devices series 844, series 845 and series 13-HP.

8-HP







Description

- Series is built on a modular system.
- With the new KUKKO hydraulic spindles, it is now even easier to generate high pulling forces without having to apply a great deal of force.
- Three extension parts are included in the scope of delivery.
- Hydraulic spindle.

Advantage

- Clear reduction of dismantling times thanks to simple and fast handling.
- The hydraulic spindle can be combined with a number of pullers from the KUKKO range.
- No additional oil pumps required as the system is closed.
- Hydraulic spindle is protected by an overloading valve.
- The pump's lever arm can be rotated by 360°.

Art.-No.	 4021176	 inch		max. US t	
8-HP-100	-101281	3 3/16	W 1.1/2"-16	11	818-0, 818-100, 818-150, 818-215, 820-0, 845-150, 845-250, 845-851, 845-855, 845-858, 880-801, 844-1-B, 844-2-B, 844-3-B, 844-4-B, 844-5-B, 845-1-B, 845-2-B, 845-3-B, 845-4-B, 845-5-B, 880-800, 880-802, 13-HP-100, 13-HP-180, 13-ME-180

3-jaw bearing puller with self-centering pulling hook and long hydraulic spindle (with handle)

ST

For pulling particularly tight ball bearings, roller bearings, etc.

13-HP






Description

- Series is built on a modular system.
- With the new KUKKO hydraulic spindles, it is now even easier to generate high pulling forces without having to apply a great deal of force.
- Three extension parts are included in the scope of delivery.
- Standard pulling hook.
- Hydraulic spindle.

Advantage

- Clear reduction of dismantling times thanks to simple and fast handling.
- The hydraulic spindle can be combined with a number of pullers from the KUKKO range.
- No additional oil pumps required as the system is closed.
- Hydraulic spindle is protected by an overloading valve.
- The pump's lever arm can be rotated by 360°.

Art.-No.	 4021176	 inch	 inch	max. US t	mit with
13-HP-100	-101236	5 1/8 - 9 7/8	9 7/8	11	8-HP-100



Pulling device with hydraulic spindle (with handle)

ST

For gentle pulling for spherical roller bearings and angular roller bearings.

13-HP







Description

- The pulling device comes complete with hydraulic spindle, 50, 100 and 150 mm extension pieces, and centring pin.

Advantage

- Ultimate stability when pulling as the segments and pulling device are screwed firmly together.
- Almost all components available as replacement parts, time-saving order process thanks to numbering system.

Art.-No.		 inch	 inch	max. US t	
13-HP-180	-101250	9 5/8	3 3/16 - 11 1/32	11	13-TP-2, 13-TP-3

Pulling device

ST

For gentle pulling for spherical roller bearings and angular roller bearings.

13-ME







Description

- Comes with mechanical pressure spindle and centring piece.

Advantage

- Ultimate stability when pulling as the segments and pulling device are screwed firmly together.
- Almost all components available as replacement parts, time-saving order process thanks to numbering system.

Art.-No.		 inch	 inch	
13-ME-180	-101922	9 5/8	3 3/16 - 11 1/32	13-TP-2, 13-TP-3

05



Seperators with 3 segments

ST









For gentle pulling for spherical roller bearings and angular roller bearings.

13-TP



Advantage

- Segments are arranged on the inner race behind the bearing and therefore grip the entire bearing to ensure that the force is applied evenly.
- The force-fit arrangement of the separators on the inner ring protect the bearing against damage during removal; pulling forces are not transferred to the outer ring or rolling elements.
- The even transfer of force on the inner race prevents the bearing ring from bending or warping when pulling.

Art.-No.		 inch						
13-TP-1	-101823	3/16 - 2	21304-22310	C 2205-C 2210	61801-6410	-	-	30-10
13-TP-2	-101830	1 - 3 7/8	22205-22320	C 2205-C 2320	61805-6320	BT2B 332759- 617335	NN 4920- NN 4120	13-HP-180, 13-ME-180
13-TP-3	-101847	2 - 6 3/8	22211-23232	C 2211-C 3232	61811-6232	BT2B 332759- BT2B 332758	NN 4920- NNU4132	13-HP-180, 13-ME-180



For splitting tight or over-twisted nuts without damaging the bolt thread.





Nut splitting

Muttersprengen

06

Double-edged, mechanic nut splitters.....**124**
Zweischneidige, mechanische
Muttersprenger

Single-edged, mechanical nut splitters.....**124**
Einschneidige, mechanische Muttersprenger

Single-edged, grease hydraulic
nut splitters.....**125**
Einschneidige, fetthydraulische
Muttersprenger

Pump hydraulic nut splitter, in case.....**125**
Pumpenhydraulischer Muttersprenger im
Koffer

06



**Double-edged, mechanic nut splitters****ST**

Double-edged models exerting twice the normal splitting force on irretrievable nuts in quality classes 5, 6 and 8.

54**Description**

- Two hardened chisel cutting edges.
- Turn the chisel gently back in the other direction by pull back.
- Gently turn the chisel in the other direction by pulling back.

Advantage

- One operation through double cutting action.
- Splitting nuts can be done without damaging the threaded bolt.
- The nut splitter's band provides additional support when turning the chisel back.
- Chisel available as a replacement part, time-saving order process thanks to numbering system.

Art.-No.	40211761	inch	M	inch	inch
54-2	-170614	3/8-1 1/16	6 -18	5/8	9 1/4
54-3	-170799	3/4-1 3/8	12 -24	5/8	5 1/4
54-2-M	-253041	Ersatzmeißel / Replacement chisel			
54-3-M	-253126	Ersatzmeißel / Replacement chisel			

Mechanical nut splitter set**HY**

Double-edged models exerting twice the normal splitting force on irretrievable nuts in quality classes 5, 6 and 8.

K-54-B**Description**

- For splitting nuts size 3/8 -1 3/8 inch.
- Two hardened chisel cutting edges.
- Gently turn the chisel in the other direction by pulling back.
- Set includes replacement chisel.
- Including 2 ring spanners for operating the nut splitter.

Advantage

- One operation through double cutting action.
- Splitting nuts can be done without damaging the threaded bolt.
- The nut splitter's band provides additional support when turning the chisel back.
- Practical package for universal use.
- Complete easy-to-manage package.

Art.-No.	40211761	inch	inch	inch		Stück pieces	
K-54-B	-019531	3/8-1 3/8	5/8	4 1/4; 5 1/4	54-2, 54-3, 54-2-M, 54-3-M, 1007-17, 1007-19	6	L-Boxx MINI

Single-edged, mechanical nut splitters**ST**

For splitting tight or over-twisted nuts without damaging the bolt thread of quality grades 6.

55**Description**

- Hardened chisel cutting edge.
- Turn the chisel gently back in the other direction by pull back.

Advantage

- The nut splitter's band provides additional support when turning the chisel back.
- Chisel available as a replacement part, time-saving order process thanks to numbering system.

Art.-No.	40211761	inch	inch	inch
55-0	-019906	3/16-3/8	3/8	2 1/4
55-1	-020063	3/8-3/4	3/16	3 3/16
55-2	-020148	3/4-1 1/16	5/8	4 1/8
55-3	-020223	1 1/16-1 3/8	5/8	4 7/8
55-4	-020308	1 1/4-2	1	8
55-0-M	-252549	Ersatzmeißel / Replacement chisel		
55-1-M	-252624	Ersatzmeißel / Replacement chisel		
55-2-M	-252709	Ersatzmeißel / Replacement chisel		
55-3-M	-252884	Ersatzmeißel / Replacement chisel		
55-4-M	-252969	Ersatzmeißel / Replacement chisel		



Single-edged, grease hydraulic nut splitters

ST

For splitting particularly large tight or over-twisted nuts without damaging the bolt thread of quality grades 5, 6, 8 and 10.

56



56-1



56-2



56-3



Description

- Very sharp cutting through facet cut.
- Hardened chisel cutting edge.

Advantage

- Due to the hydraulics, only a little force is needed.
- Chisel available as a replacement part, time-saving order process thanks to numbering system.

Art.-No.		inch	inch	inch	max. US t	max. ft lb	Preisliste Ersatzteil
56-1	-020483	1/4-7/8	3/4	6 5/8	0	44	56-1-M
56-2	-020551	7/8-1 3/8	1 3/16	10	0	51.5	56-2-M
56-3	-111501	1 1/16-1 3/8	1 1/2	8 1/4	23	6.5	56-3-M

Pump-driven hydraulic nut splitter in a case

HY

For use in commercial vehicles, the pipe industry, tank cleaning, the petrochemical industry, steel construction, mining, etc.

Y-57



Description

- Hydraulic, single-acting with spring return.
- Compact ergonomic construction.
- Easy handling.

Advantage

- Unique slanting head for use on flat surfaces.
- Faster spring removal.
- Almost all components available as replacement parts, time-saving order process thanks to numbering system.

Art.-No.		inch	M	
Y-57-10	-123559	3/8-3/4	M6 - M12	i-Boxx
Y-57-19	-123566	3/4-1	M12 - M16	i-Boxx
Y-57-24	-870675	7/8-1 1/4	M16 - M22	L-Boxx
Y-57-32	-870682	1 1/4-1 5/8	M22 - M27	L-Boxx
Y-57-41	-870699	1 5/8-2 1/16	M27 - M33	L-Boxx
Y-57-50	-870705	5 1/16-2 3/8	M33 - M39	Metall / Metal
Y-57-60	-870712	2 3/8-3	M39 - M48	Metall / Metal
Y-5724M	-803741	Ersatzmeißel / Replacement chisel		
Y-5732M	-803826	Ersatzmeißel / Replacement chisel		
Y-5741M	-803901	Ersatzmeißel / Replacement chisel		
Y-5750M	-804083	Ersatzmeißel / Replacement chisel		
Y-5760M	-804168	Ersatzmeißel / Replacement chisel		
Y-5719M	-058738	Ersatzmeißel / Replacement chisel		
Y-5710M	-058721	Ersatzmeißel / Replacement chisel		

TIP:



A hydraulic pump (YHP-320) with a hose (YF-200) is required to drive the tool. **Not included in delivery.**



Special tools for the automotive and truck sector.





Ball joint extractors

Kugelgelenk-Ausdrücker

07

Ball joint extractor guide.....	128
Kugelgelenk-Ausdrücker-ABC	
Ball joint extractors.....	130
Kugelgelenk-Ausdrücker	
Pressure piece kit for universal press frame...	137
Druckstücksätze für Universal Pressrahmen	
Pin drive.....	137
Splintentreiber	

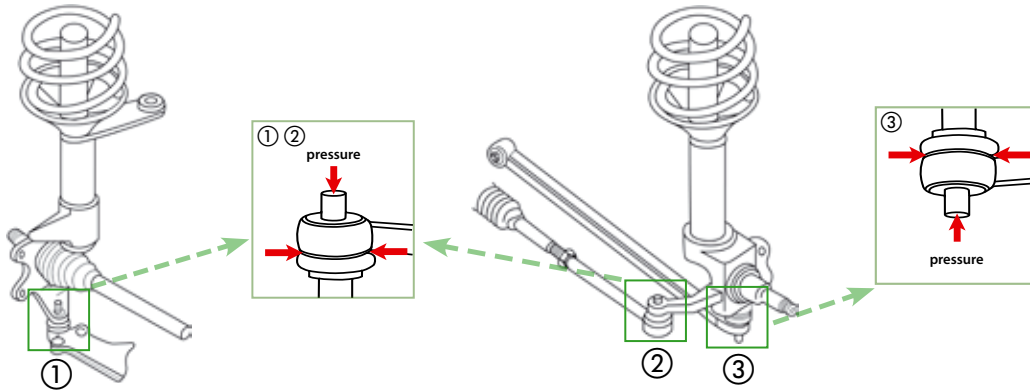
07



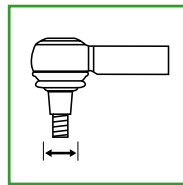


Choice of the correct ball joint puller / extractor

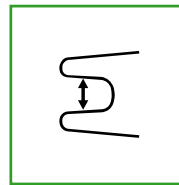
1st step: What is the installation situation?



2nd step: How big is the ball joint?



=



TIP:
It is simplest to measure the thread on the new ball joint to be replaced.

3rd step: Choice of the ball joint extractor type

Series 135

- ①
- ②
- ③



3/4 - 1 3/4 inch

- Simple, economical method
- For tight spaces
- Hammer required
- Possibility of damage to the rubber cuff

Series 128

- ②
- ③



3/4 - 1 1/8 inch

Series 129

- ①
- ②
- ③

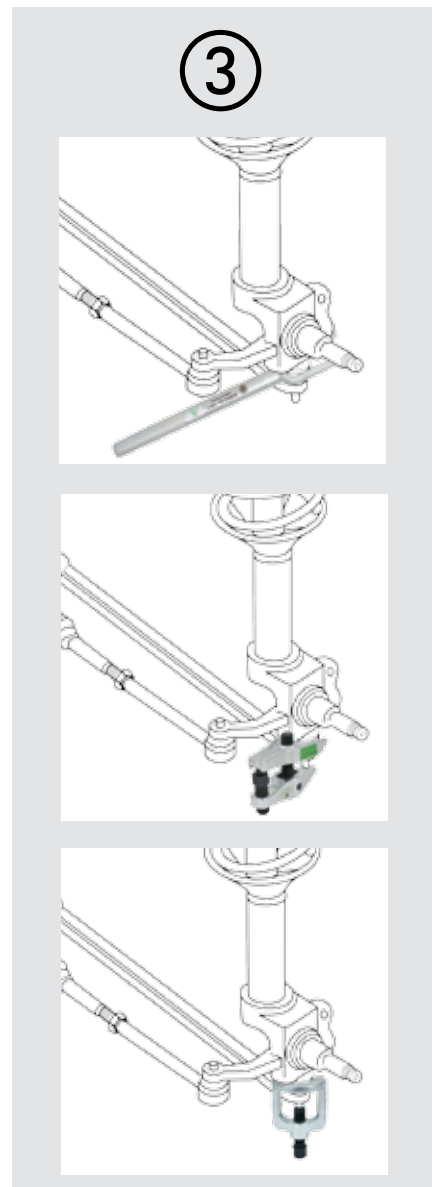
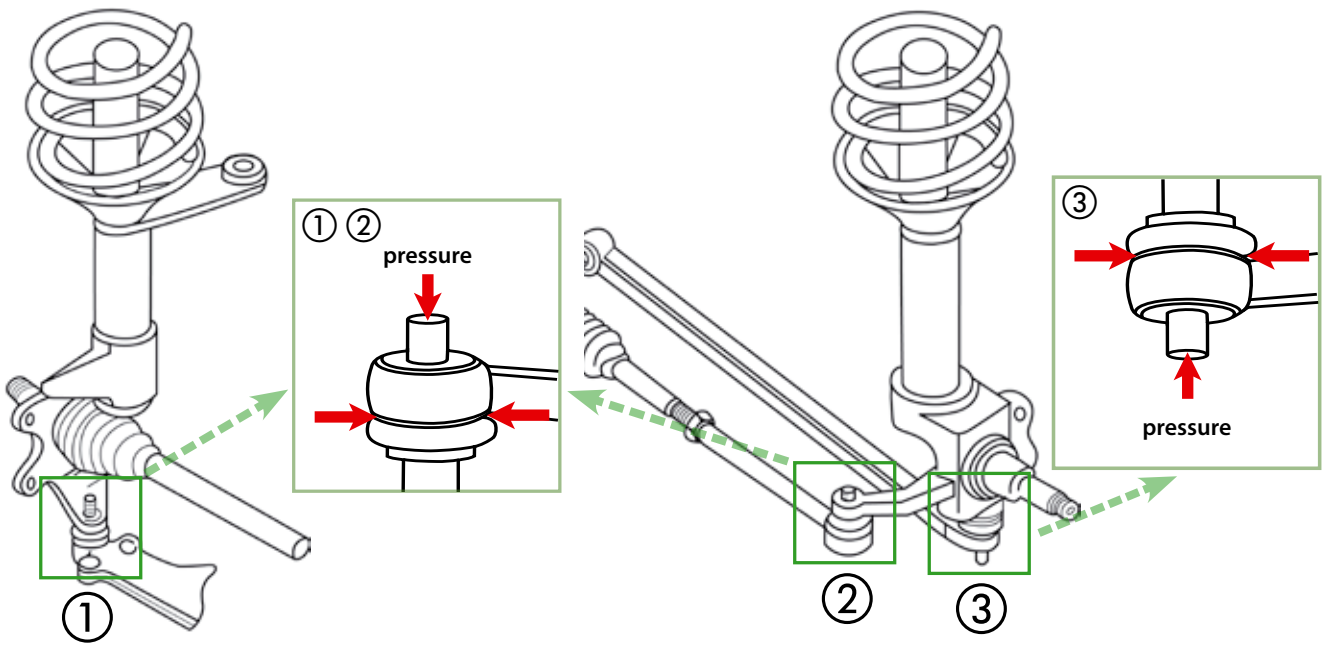


3/4 - 1 1/8 inch

- Leverage
- Very forceful
- Work area is shifted outside
- Ideal in tight spaces
- Hydraulic variants for very high power requirements
- Working without damage
- A torque wrench is recommended for the drive



Ball joint puller/extractor





Ball joint extractors

ST

For extracting ball pins when dismantling ball joints, track-rod ends on track rods.

127






Description

- Made from sturdy, alloyed, hardened and tempered steel, gun-metal finished.
- Milled thread treated with special coating.

Advantage

- Almost all components available as replacement parts, time-saving order process thanks to numbering system.

Art.-No.		 inch	 inch	für for
127-2	-123290	1 3/8	2 1/4	Porsche Cayenne 03/2010<; VW Touareg 2003>; Seat Ibiza 2008>; Seat Leon 2013>
127-3	-981784	1 3/8	2 1/2	VW Touareg, Bj. 2003-2009; Mercedes Sprinter; VW-LT 1998; Fiat Ducato 1994;
127-4	-123306	1 1/2	2 1/4	VW Touareg, ab Bj. 2010; Audi Q7 ab Bj. 2007;

Ball joint extractors

ST

For extracting ball pins when dismantling ball joints, track-rod ends on track rods.

128








Description

- Made from sturdy, alloyed, hardened and tempered steel, galvanized.
- Milled thread treated with special coating.

Advantage

- Almost all components available as replacement parts, time-saving order process thanks to numbering system.

Art.-No.		 inch	 inch	 inch	 max. ft lb	max. US t
128-1	-024108	3/4	1 1/2	1 3/8	59	7.7
128-2	-024283	7/8	1 7/8	1 3/4	88.5	7.7
128-3	-024368	1 1/8	2 3/8	2 3/8	103.2	11

Ball joint extractors

For extracting ball pins when dismantling ball joints, track-rod ends on track rods.

128-4








Description

- Made from sturdy, alloyed, hardened and tempered steel, galvanized.
- Milled thread treated with special coating.

Advantage

- Almost all components available as replacement parts, time-saving order process thanks to numbering system.

Art.-No.		 inch	 inch	 inch	 max. ft lb	max. US t
128-4	-024443	1 5/8	4 3/16	3	184	11
128-5	-024511	1 7/8	4 3/16	3	184	11

Universal KUKKO system for ball joint repairs

ST

For assembly and disassembly of ball joints on the T4.

128-T-4







Description

- The tool was specifically developed for uses on the VW T4.
- Two additional insertion plates of 1 5/8 inch and 1 7/8 inch are included.
- For installation and removal of ball joints.

Advantage

- Saves a lot of time when replacing suspension joints.

Art.-No.		 inch	 inch	 inch	für for
128-T-4	-018022	1 5/8 - 1 7/8	3 3/16	2 3/8	VW T4



Adjustable ball joint extractors lever type for passenger-cars

ST

For extracting ball pins when dismantling ball joints, track-rod ends on track rods, for passenger cars and light delivery vehicles.

129







Description

- Made from sturdy, alloyed, hardened and tempered steel, galvanized.
- Milled thread treated with special coating.

Advantage

- Clamping width can be increased by simple conversion.
- Almost all components available as replacement parts, time-saving order process thanks to numbering system.

Art.-No.	 4021176	 inch	 inch	für for	 max. ft lb	max. US t
129-0	-410536	3/4	2	universal	33.1	7.1
129-0-25	-989667	1	2	VAG, Universal, smaller models	33.1	7.1
129-0-29	-989674	1 3/16	2	Polo (02), Golf (04/05), Caddy, A 2 (01), A 6(98), A 8 (94), Passat (06), TT (99), Touran (04), LT (97)u.a.	33.1	7.1
129-0-DC-1	-923920	3/4	2	Mercedes C, E	33.1	7.1
129-0-DC-2	-923647	3/4	2	Smart	33.1	7.1

Universal adjustable ball joints extractors

ST

For extracting ball pins when dismantling ball joints, track-rod ends on track rods, in passenger vehicles.

129-25







Description

- Made from sturdy, alloyed, hardened and tempered steel, galvanized.
- Milled thread treated with special coating.

Advantage

- Clamping width can be increased with simple 3-level conversion.
- Almost all components available as replacement parts, time-saving order process thanks to numbering system.

Art.-No.	 4021176	 inch	 inch	für for	 max. ft lb	max. US t
129-25	-967924	3/4	7/8 - 1 3/16 - 1 5/8 - 1 3/4	universal	103.2	18.7

07



Fork separators

ST

To loosen ball bearing joints wedged into the cone seat, for loosening steering column levers, for disassembly of shock absorbers and for other separation projects of all kinds.

135





Description

- Made from sturdy, alloyed, hardened and tempered steel, galvanized.

Advantage

- Universal application.

Art.-No.	 4021176	 inch
135-1	-024856	3/4
135-2	-024931	7/8
135-3	-025013	1 1/8
135-4	-025198	1 1/2
135-5	-220531	1 3/4



Adjustable ball joint extractors lever type for passenger cars and light commercial vehicles

ST

For extracting ball pins when dismantling ball joints, track-rod ends on track rods, for passenger cars and light delivery vehicles.

129-1



Description

- Made from sturdy, alloyed, hardened and tempered steel, galvanized.
- Milled thread treated with special coating.

Advantage

- Continuously adjustable clamping widths.
- Almost all components available as replacement parts, time-saving order process thanks to numbering system.

Art.-No.					für for		max.
		inch	inch	inch		ft lb	US t
129-1	-024696	3/4	7/8	2	universal	22.1	3.3
129-1-B-1	-923654	1 3/16		2	BMW	22.1	3.3

Adjustable ball joint extractors lever type, for all passenger cars, commercial vehicles and medium-sized trucks

ST

For extracting ball pins when dismantling ball joints, track-rod ends on track rods, universal use for passenger cars, delivery vehicles and medium-sized commercial goods vehicles.

129-2



Description

- Made from sturdy, alloyed, hardened and tempered steel, galvanized.
- Milled thread treated with special coating.

Advantage

- Universal application thanks to three jaw widths.
- Continuously adjustable clamping widths.
- Almost all components available as replacement parts, time-saving order process thanks to numbering system.

Art.-No.						für for		max.
		inch	inch	inch	inch		ft lb	US t
129-2	-024771	5/8	7/8	1 1/4	2 3/4	universal	25.8	3.3

Adjustable ball joint extractors lever type, special model for passenger cars with aluminium chassis

ST

For extracting ball pins when dismantling ball joints, track-rod ends on track rods, especially for passenger cars with aluminium chassis.

129-3-A



Description

- Made from sturdy, alloyed, hardened and tempered steel, galvanized.
- Milled thread treated with special coating.

Advantage

- Simple adjustment of clamping depths thanks to spring mechanism.
- Continuously adjustable clamping widths.
- Almost all components available as replacement parts, time-saving order process thanks to numbering system.

Art.-No.				für for		max.
		inch	inch		ft lb	US t
129-3-A	-803178	2 5/8	1 3/16	ALU chassis	25.8	7.1
129-3-A-32	-989681	2 5/8	1 1/4	ALU chassis, A 8 from 03 (back)	25.8	7.1
129-3-A-34	-989698	2 5/8	1 3/8	ALU chassis, A 8 from 03 (front)	25.8	7.1



Adjustable ball joint extractors lever type, universal for medium-sized and heavy trucks, busses and construction vehicles

ST

For extracting ball pins when dismantling ball joints, track-rod ends on track rods.

129-3/-4



Description

- Simple adjustment of clamping depths thanks to spring mechanism.
- Made from sturdy, alloyed, hardened and tempered steel, galvanized.
- Milled thread treated with special coating.

Advantage

- Better haptics through modern and ergonomic design.
- Self-alignment of the opposite legs by concave pressure spindle rails.
- Thanks to the pressure spindle adapters (screw adapter), an upgrade is possible at any time with the hydraulic spindle 800 to the hydraulic socket joint ejector element.
- Continuously adjustable clamping widths.
- Little force required for a strong pulling performance.

Art.-No.				für for
129-3	-270949	1 1/4	2 3/4	mittlere LKW, Busse und Baufahrzeuge / medium-sized trucks, busses and construction vehicles
129-4	-271021	1 5/8	3 3/8	schwere LKW, Busse und Baufahrzeuge / heavy trucks, busses and construction vehicles

Ball joints extractor with short hydraulic spindle

ST

For extracting particularly tight ball pins when dismantling ball joints, track-rod ends on track rods, for medium-sized heavy goods vehicles, buses and construction vehicles.

129-H



Description

- Grease hydraulics.
- Simple adjustment of clamping depths thanks to spring mechanism.
- Hydraulic and mechanical pressure screw.
- Milled thread treated with special coating.
- Made from sturdy, alloyed, hardened and tempered steel, galvanized.

Advantage

- Little force required for a strong pulling performance.
- Piston functions on the axis and does not turn in the hydraulic spindle.
- Spindle head band prevents the wrench from slipping off.
- Almost all components available as replacement parts, time-saving order process thanks to numbering system.

Art.-No.				für for	mit with
129-3-H	-803253	1 1/4	2 3/4	mittlere LKW, Busse und Baufahrzeuge / medium-sized trucks, busses and construction vehicles	800
129-4-H	-803666	1 5/8	3 3/8	schwere LKW, Busse und Baufahrzeuge / heavy trucks, busses and construction vehicles	801



Adjustable ball joint extractors lever type for passenger-cars

ST

For extracting ball pins when dismantling ball joints, track-rod ends on track rods, in passenger vehicles.

129-4-30



Description

- Tight spaces leave little room for the material-saving attachment of the extractor. The special design protects sensitive surfaces and enables disassembly of the supporting rod without touching other axle components.
- Simple adjustment of clamping depths thanks to spring mechanism.
- Made from sturdy, alloyed, hardened and tempered steel, galvanized.
- Milled thread treated with special coating.

Advantage

- Better haptics through modern and ergonomic design.
- Self-alignment of the opposite legs by concave pressure spindle rails.
- Thanks to the pressure spindle adapters (screw adapter), an upgrade is possible at any time with the hydraulic spindle 800 to the hydraulic socket joint ejector element.
- Little force required for a strong pulling performance.
- Almost all components available as replacement parts, time-saving order process thanks to numbering system.

Art.-No.				für for	max. ft lb	max. US t
129-4-30	-102653	1 3/16	2 3/4	esp. Audi R8	62	11



Adjustable ball joint extractors for heavy trucks

ST

For extracting tight-fitting ball pins when dismantling ball joints, track-rod ends on track rods, for medium-sized heavy goods vehicles, buses and construction vehicles.

129-5



Description

- Made from sturdy, alloyed, hardened and tempered steel, galvanized.
- Milled thread treated with special coating.

Advantage

- Clamping width can be increased by simple conversion.
- Almost all components available as replacement parts, time-saving order process thanks to numbering system.

Art.-No.				für for	max.
129-5	-865084	1 3/8 inch	2 3/4 inch	mittlere und schwere LKW, Busse und Baufahrzeuge / medium-sized and heavy trucks, busses and construction vehicles	16.5 US t

Adjustable ball joint extractors with hydraulic ram for heavy trucks

ST

For extracting particularly tight-fitting ball pins when dismantling ball joints, track-rod ends on track rods, for heavy goods vehicles, buses and construction vehicles.

129-5-H



Description

- Made from sturdy, alloyed, hardened and tempered steel, galvanized.
- Grease hydraulics.
- Hydraulic spindle.
- Milled thread treated with special coating.

Advantage

- Little force required for a strong pulling performance.
- Piston functions on the axis and does not turn in the hydraulic spindle.
- Spindle head band prevents the wrench from slipping off.
- Almost all components available as replacement parts, time-saving order process thanks to numbering system.

Art.-No.				für for	max.
129-5-H	-865091	1 3/8 inch	2 3/4 inch	mittlere und schwere LKW, Busse und Baufahrzeuge / medium-sized and heavy trucks, busses and construction vehicles	16.5 US t

Tie and connection rod joint puller for heavy trucks

ST

Used for extracting ball pins when dismantling ball joints on push and tie rods.

129-5-xx



Description

- High performance is guaranteed by the extra-powerful design of the basic body and reinforced fork.
- The central spindle can be used to preload and adjust the extractor.
- Mechanical pressure screw.
- Milled thread treated with special coating.
- Suitable for the following motor vehicle types: Mercedes Benz: ACTROS, ATEGO over 18 tonnes, SKO 405, -N,-GN (low-floor buses), MAN: F2000, TG, A 23 (low-floor articulated buses), Scania models 3 and 4, Icarus.

Advantage

- Depending on the positioning requirements, the mechanical drive spindle can be converted for operation from above or below.
- This extractor can be used both mechanically and with a hydraulic cylinder series 129-5-xx-H.
- Almost all components available as replacement parts, time-saving order process thanks to numbering system.

Art.-No.				für for
129-5-45	-333316	1 3/8 - 1 3/4 inch	4 3/4 inch	schwere LKW's, Busse, Niederflurbusse von DAF, IVECO, MAN, Mercedes, Renault, Scania, Volvo / heavy trucks, busses, low-floor buses DAF, IVECO, MAN, Mercedes, Renault, Scania, Volvo
129-5-50	-123313	2 inch	4 3/4 inch	schwere LKW's, Busse, Niederflurbusse von DAF, IVECO, MAN, Mercedes, Renault, Scania, Volvo / heavy trucks, busses, low-floor buses DAF, IVECO, MAN, Mercedes, Renault, Scania, Volvo



Tie and connecting rod joint puller with hydraulic lift cylinder

ST

Used for hydraulic extraction of ball pins when dismantling ball joints on connecting and steering tie rods, especially, for trucks and low-floor buses.

129-5-xx-H






Description

- High performance is guaranteed by the extra-powerful design of the basic body and reinforced fork.
- Hydraulic cylinder.
- The central spindle can be used to preload and adjust the extractor.
- Suitable for the following motor vehicle types:
Mercedes Benz: ACTROS, ATEGO over 18 tonnes, SKO 405, -N, -GN (low-floor buses)

Advantage

- The hydraulic extractors are driven by a hydraulic cylinder, which ensures controlled and safe operations.
- They use the entire performance range of the puller, well beyond the possibilities of a mechanical pressure screw.
- Almost all components available as replacement parts, time-saving order process thanks to numbering system.

Art.-No.		 inch	 inch	für for	max. US t
129-5-45-H10	-333361	1 3/8 - 1 3/4	4 3/4	schwere LKW's, Busse, Niederflurbusse von DAF, IVECO, MAN, Mercedes, Renault, Scania, Volvo / heavy trucks, busses, low-floor buses DAF, IVECO, MAN, Mercedes, Renault, Scania, Volvo	11
129-5-45-H20	-333422	1 3/8 - 1 3/4	4 3/4	schwere LKW's, Busse, Niederflurbusse von DAF, IVECO, MAN, Mercedes, Renault, Scania, Volvo / heavy trucks, busses, low-floor buses DAF, IVECO, MAN, Mercedes, Renault, Scania, Volvo	22
129-5-50-H10	-000317	2	4 3/4	Speziell / special: Liebherr LTC, LTM	11
129-5-50-H20	-000324	4 3/4	4 3/4	Speziell / special: Liebherr LTC, LTM	22



A hydraulic pump (YHP-320) with a hose (YF-200) is required to drive the tool. Not included in delivery.

Tie and connecting rod joint puller with hydraulic lift cylinder

ST

Used for hydraulic extraction of ball pins when dismantling ball joints on connecting and steering tie rods, especially, for trucks and low-floor buses.

129-36-H







Description

- Heavy duty version for hydraulic extraction and separation of the ball joints on the connecting rods and steering tie rods.
- The low design is especially well-suited for low-floor buses as supplied by MAN, Mercedes Benz, CITARO and others.
- High performance is guaranteed by the extra-powerful design of the basic body and reinforced fork.
- Hydraulic cylinder.

Advantage

- The hydraulic extractors are driven by a hydraulic cylinder, which ensures controlled and safe operations.
- They use the entire performance range of the puller, well beyond the possibilities of a mechanical pressure screw.
- Almost all components available as replacement parts, time-saving order process thanks to numbering system.

Art.-No.		 inch	 inch	für for	max. US t	
129-36-H	-222894	2 3/8	1 3/8	schwere LKW's, Niederflurbusse, speziell MB Citaro / heavy trucks, low-floor especially for MB Citaro	11	129-36, YSM-100
129-36	-865077	Grundgerät / Basic device				

07



Ball joint extractors

ST

For extracting ball pins when dismantling ball joints, track-rod ends on track rods, commercial vehicle sector.

128-G







Description

- Made from sturdy, alloyed, hardened and tempered steel, gun-metal finished.
- Milled thread treated with special coating.

Advantage

- Almost all components available as replacement parts, time-saving order process thanks to numbering system.

Art.-No.	 4021176	 inch	 inch	 max. ft lb	max. US t
128-G-3	-831324	1 3/16	1/4	103.2	11
128-G-4	-831331	1 1/2	3/8	184	11

Hydraulic bell-shaped drop arm puller

ST

With lubricated hydraulics.

128-G







Description

- Made from sturdy, alloyed, hardened and tempered steel, gun-metal finished.
- Grease hydraulics.
- Hydraulic spindle.
- Milled thread treated with special coating.

Advantage

- Little force required for a strong pulling performance.
- Piston functions on the axis and does not turn in the hydraulic spindle.
- Spindle head band prevents the wrench from slipping off.
- Almost all components available as replacement parts, time-saving order process thanks to numbering system.

Art.-No.	 4021176	 inch	 inch	 max. ft lb	max. US t
128-G-6-H15	-341724	2 1/4	3/8	51.6	16.5

Ball joints extractor for trucks "Universal"

ST

For extracting particularly tight-fitting ball pins when dismantling ball joints, track-rod ends on track rods, for heavy goods vehicles, buses and construction vehicles.

129-6






Description

- To loosen ball pin joints chocked in the conical lug.
- Made from sturdy, alloyed, hardened and tempered steel, gun-metal finished.
- Milled thread treated with special coating.

Advantage

- Universal application as the delivery scope includes three different separator jaws.
- Almost all components available as replacement parts, time-saving order process thanks to numbering system.

Art.-No.	 4021176	 inch	für for	 max. ft lb	max. US t
129-6	-971662	7/8 - 1 1/4 - 1 7/8	heavy workshop model	221.2	11



Spreader for shock absorber mountings and steering parts

ST

For the safe and completely risk-free spreading of shock absorber mountings and steering parts.

145








Description

- Specifically suitable for carefully widening clamps on aluminium chassis.
- For example, the spreader has a fixed hinge and is firmly attached to a control arm after installation so that the assembly and disassembly of the strut can be accomplished with no additional effort in one job step.
- It is impossible for the tool to slip thanks to the screw connection on the control arm or supporting rod.
- The design facilitates compliance with the expansion force specified by the automotive industry by means of a ball bearing mounted nut.
- Mechanical pressure screw.

Advantage

- In particular, for very close and difficult space conditions, the small and maneuverable tool is a problem solver in every workshop.
- The use of chisels, screwdrivers, or complicated special solutions is not necessary.

Art.-No.	 40211761	 inch	 inch	 inch	 inch
145-2	-123337	3	M10	3/16	2 3/8
145-3	-001420	3 1/2	M12	3/16	2 3/4

Pin drive

To drive out pins and similar parts.

720















Description

- Chrome-plated surface.
- Specially tempered extra chrome vanadium steel ensures a long service life and reduces "mushrooming".
- Quick determination of sizes with a color code.

Advantage

- The curved shape of the handle ensures optimal grip and prevents slippage of the tool, also ensuring particularly safe work conditions.

Art.-No.	 40211761	 inch	 inch	 inch	 inch	
720-002	-103216	1/8	1 5/8	5 7/8	3/8	
720-003	-103230	1/8	1 3/4	5 7/8	3/8	
720-004	-103247	3/16	1 3/4	5 7/8	3/8	
720-005	-103254	3/16	1 7/8	5 7/8	3/8	
720-006	-103261	1/4	1 7/8	5 7/8	3/8	
720-008	-103278	3/8	1 7/8	5 7/8	3/8	

07



Pin drive set

To drive out pins and similar parts.

720








Description

- The set includes six pin drives with various diameters.
- Chrome-plated surface.
- Specially tempered extra chrome vanadium steel ensures a long service life and reduces "mushrooming".
- Quick determination of sizes with a color code.

Advantage

- The curved shape of the handle ensures optimal grip and prevents slippage of the tool, also ensuring particularly safe work conditions.
- Organized storage in a practical metal case.

Art.-No.	 40211761	 inch	 inch	 inch	 inch
720-028	-058714	1/8, 1/8, 3/16, 3/16, 1/4, 3/8	1 5/8, 1 3/4, 1 3/4, 1 7/8, 1 7/8, 1 7/8	5 7/8	3/8

ST



Workshop tool trolley, K-CubeBoxx

that can be combined with drawers for the proven KUKKO L-BOXX system.



The new KUKKO workshop car system is an ideal complement to the traditional wall panel. The stability of the trolley is due to the base frame. Additional advantages include its mobile use for repairs directly on the vehicle or using it for orderly, central storage of pulling tools in the operation. The system can be individually combined with Sortimo boxes from the KUKKO product range or from other manufacturers.



KUKKO L-Boxxen **not** included.



Description:

- Tilt-resistant with stable design.
- Smooth and stable load castors, including two with brakes.
- Simple loading of extracts with KUKKO-L-Boxx cases.
- Fully assembled prior to delivery, including black rubber mat in the storage compartment.

Advantage:

- Ideal work height for use in workshops and industry.
- Smooth-running extracts and self-closing mechanism for the drawers.
- KUKKO L-BOXX - quickly and easily adjustable with quick locking mechanism.





Special tools for the automotive and truck sector.

- Axles
- Brakes
- Springs
- Pistons
- Steering wheel
- Hubs
- Windshield wipers





Automotive Special

Automotive Spezial

08

Thread repair.....	142
Gewindereparatur	
Tools for removal of axles.....	143
Werkzeuge für den Ausbau von Achsen	
Tools for exhaust systems.....	146
Werkzeuge für Auspuffanlagen	
Tools for brake systems.....	144
Werkzeuge für Bremsanlagen	
Spring compressor.....	145
Federspanner	
Tools for piston rings.....	146
Werkzeuge für Kolbenringe	
Steering wheel pullers.....	147
Lenkradabzieher	
Oil filter wrench.....	149
Ölfilterschlüssel	
Hub and rim puller.....	150
Radnaben- und Felgenabzieher	
Tools for exchanging wipers.....	152
Werkzeuge für Scheibenwischeraustausch	
Others Automotive.....	153
Sonstiges Automotive	

08





KUKKO Thread Repair Set

For producing heavy-duty screw joints for distorted interior threading.

K-58







Description

- Fully-equipped with drill holder, 4 drills, 4 cutters, 4 thread cutters, 4 insertion tools and organic multi-oil spray.
- For metric threads M5, M6, M8 and M10.
- The original insert sleeve from the USA is made from a solid steel bushing manufactured from whole material.
- Instructions on the cover.
- Secure storage in special foam.

Advantage

- The shape of the bushing prevents unscrewing.
- The bond eliminates the need for additional mounting in the workpiece and provides stability without extra space requirement.
- Also capable of repairing short and small threads.
- The synchronous threading also enables thin wall thicknesses to be repaired.
- Thread Repair can do more than just repairs, it can also be used as a fully functional thread in new workpieces (during a production process).

Art.-No.	 40211761		 pcs.	
K-58-M05-M10	-038853	M5 - M10	8x5	i-Boxx

KUKKO Thread Repair System in the TANOS® - Systainer

For producing heavy-duty screw joints for distorted interior threading.

58









ST

Description

- The original insert sleeve from the USA is made from a solid steel bushing manufactured from whole material.
- Instructions on the cover.
- Secure storage in special foam.

Advantage

- The shape of the bushing prevents unscrewing.
- The bond eliminates the need for additional mounting in the workpiece and provides stability without extra space requirement.
- Also capable of repairing short and small threads.
- The synchronous threading also enables thin wall thicknesses to be repaired.
- Thread Repair can do more than just repairs, it can also be used as a fully functional thread in new workpieces (during a production process).

Art.-No.	 40211761	 inch	 inch	 inch	 St. / pcs.	
58-UNC10	-690419	10" 10"	24 Gang 24 Gang	0,30 0,37	5 5	Tanos® - Systainer
58-UNC12	-690518	1/2" 1/2"	13 Gang 13 Gang	0,65 1,00	5 5	Tanos® - Systainer
58-UNC14	-690617	1/4" 1/4"	20 Gang 20 Gang	0,38 0,50	5 5	Tanos® - Systainer
58-UNC38	-690716	3/8" 3/8"	16 Gang 16 Gang	0,52 0,75	5 5	Tanos® - Systainer
58-UNC58	-690921	5/8" 5/8"	11 Gang 11 Gang	0,85 1,25	5 5	Tanos® - Systainer
58-UNC516	-690815	5/16" 5/16"	18 Gang 18 Gang	0,45 0,62	5 5	Tanos® - Systainer
58-UNC716	-691027	7/16" 7/16"	14 Gang 14 Gang	0,60 0,87	5 5	Tanos® - Systainer
58-UNC916	-695025	9/16" 9/16"	12 Gang 12 Gang	0,75 1,12	5 5	Tanos® - Systainer



Pulling device

ST

For removing hubs on SAF and BPW axes for cars and commercial vehicles.

226





Description

- Screw adapters (pairs): M18x15 / M20x1,5 / M22x1,5
- Pressure pads and extensions includes in the set.

Advantage

- Almost all components available as replacement parts, time-saving order process thanks to numbering system.

Art.-No.		M18 x 1,5	M20 x 1,5	M22 x 1,5	 inch
226-4/11	-831362	DAF, Daimler, Faun, IVECO, EVO Bus, Setra, MAN, VW LT35, 40, 45, 50	Auwärter, DAF, Daimler, Faun, IVECO, EVO Bus, Setra, MAN, Steyr-Daimler-Puch, VOLVO, Anhänger	Auwärter, Bedford, DAF, Daimler, Faun, IVECO, EVO Bus, RVI, Setra, MAN, Steyr-Daimler-Puch, VOLVO,	3 1/2 x 1 3/16; 4 3/8 x 1 3/16

Pulling device for truck axles, in case

ST

For removing hubs on SAF and BPW axes for cars and commercial vehicles.

K-226






Description

- Auxiliary hydraulic ram.
- Screw adapters (pairs): M18x15 / M20x1,5 / M22x1,5
- Pressure pads and extensions includes in the set.

Advantage

- Almost all components available as replacement parts, time-saving order process thanks to numbering system.

Art.-No.		M18 x 1,5	M20 x 1,5	M22 x 1,5	 inch	max. US t	mit with	
K-226-4/12	-035753	DAF, Daimler, Faun, IVECO, EVO Bus, Setra, MAN, VW LT35, 40, 45, 50	Auwärter, DAF, Daimler, Faun, IVECO, EVO Bus, Setra, MAN, Steyr-Daimler-Puch, VOLVO, Anhänger	Auwärter, Bedford, DAF, Daimler, Faun, IVECO, EVO Bus, RVI, Setra, MAN, Steyr-Daimler-Puch, VOLVO,	3 1/2 x 1 3/16; 4 3/8 x 1 3/16	16.5	226-4/11, 9-2	Plastic

Flang type axle puller

ST





230



230-S

230



Art.-No.		 inch	 inch	 inch
230	-031038	5/32-1/2	3 7/8 - 5 7/8	10 3/8
230-S	-893377	5/32-5/8	3 7/8 - 5 7/8	-




Brake caliper tools set

ST

For quick, timesaving repair.

126





Description

- Pulling hook for brake linings.
- Piston resetting equipment for controlled, damage-free and tilt-free resetting of the pistons on disc brakes in cars, motorcycles and trucks with fixed-caliper disc brakes.
- Brake piston bracket allows the reset brake pistons to be held in place during installation and removal of the brake caliper with the brake hose connected.
- Piston turning pliers, for accurate adjustment of the piston heel with disc brakes and to screw the piston back in brake calipers with integrated parking brake.
- Brake caliper brush to clean the brake caliper from brake wear when replacing the coverings.

Advantage

- Almost all components available as replacement parts, time-saving order process thanks to numbering system.

Art.-No.			Stück pieces
126-10	-534966	126-00, 126-01, 126-02, 126-03, 126-04, 127	6

Disk brake pad remover



ST

123



Advantage

- The tool allows the removal of stuck brake pads from the fixed caliper of disc brakes.

Art.-No.		Bezeichnung description	 L inch
123	-270789	Mercedes	-
123-2	-431586	Vierkant / Square profile	15 3/4 x 5/8
123-3	-804243	Sechskant / Hexagon profile	15 3/4 x 3/4

2-jaw puller for brake linkage adjusters

ST

For removing particularly tight ball bearings, bearing rings and workpieces.

204-30







Description

- Note: Pressure pads from series 600-17 are a good addition if the shaft is hollow and the spindle cannot be supported.
- Milled thread treated with special coating.

Advantage

- Clamps increase the pressure of the hooks significantly and prevent the puller from slipping.
- Almost all components available as replacement parts, time-saving order process thanks to numbering system.

Art.-No.					für for
204-30	-914379	5 7/8	5 1/2	2	for axles on truck trailers

Universal puller set

ST

For pulling and removing bearings, gears, etc.

K-204-V-210-1








Description

- The legs of the puller feature an adjustable height, are partially invertible, and have standard pulling and separating claws.
- Puller hooks are specially hardened and smoothed.
- The multiple boreholes in the pulling hooks enable users to work with variable reach.
- Collar can be used for both pullers and provides additional stability and support for the separation process.

Advantage

- Universal application thanks to adjustable clamping depths and two types of hook.
- Clamps increase the pressure of the hooks significantly.
- Safe, fast and efficient disassembly.
- Almost all components available as replacement parts, time-saving order process thanks to numbering system.

Art.-No.					
K-204-V-210-1	-100536	3 1/2 - 3 3/4	3 7/8 - 6 3/4	7/8	i-Boxx



Brake piston retractor

ST

For 6-piston brake callipers.

126-15



Description

- Heavy design for retraction of the high-performance brake callipers in heavy or extremely high-performance vehicles.
- The solid design ensures that all pistons are retracted synchronously.

Advantage

- With a universal fit, the retractor is suitable for the following vehicles: Touareg, Phaeton, Porsche Cayenne, Audi A8, Q7, BMW M3, etc.

Art.-No.				
126-15	-018954	2 7/8	5 1/4	6 7/8

Set of stud pulling devices with screw adapters

ST

For pulling bolts, such as brake shoe bolts or spring bolts, on commercial vehicles.

225



Description

- Solid design with 7 kg slide hammer.
- Set with 7 thread inserts.

Advantage

- Even solid bolts can be removed with the large slide hammer.
- Good handling due to the two handles.
- Versatile use due to the large selection of thread sizes.


Art.-No.					
225	-019470	M16 x 1,5	M16x1,5	M8x1; M10x1; M14x2; 14x1,5; M16x2; M16x1,5; M20x1,5	GE81-1615, GE101-1615, GE142-1615, GE1615-1615, GE1415-1615, GE162-1615, GE2015-1615, 225-GH

Spring compressor "Universal"

ST

For dismounting of coil springs.

65



Description

- Connecting bracket is adjustable.

Advantage

- Does not take up much space.


Art.-No.				max. US t
65-0	-020636	4 3/8 - 7 1/8	3 7/8 - 7 7/8	2
65-1	-020711	4 3/8 - 7 1/8	3 7/8 - 11 7/8	2
65-2	-020896	4 3/8 - 7 1/8	3 7/8 - 15 3/4	2

Spring compressor "MacPherson"

ST

For dismounting of coil springs.

66



Description

- Connecting bracket is adjustable.
- Item 66-3 consists of the spring compressor item 66-2 and two additional, short thread rods.

Advantage

- Does not take up much space.

Art.-No.				max. US t
66-1	-020971	4 3/8 - 7 1/8	3 7/8 - 9 7/8	2.5
66-2	-170201	4 3/8 - 7 1/8	3 7/8 - 15 3/4	2.5
66-3	-170386	4 3/8 - 7 1/8	3 7/8 - 15 3/4	2.5

08






Clamp spring spreader for VW-exhaust system

ST

119



Art.-No.		für for
119-0	-248368	VW

Set of clamp spring tension wedges for VW-exhaust system

ST

119



Art.-No.		für for
119-1	-365904	VW




Piston ring compressor

ST

For tensioning the piston rings when mounting the pistons in the cylinder.

100



Art.-No.		 inch	 inch
100-0	-428203	1 5/8 - 3	2
100-1	-022203	2 1/4 - 5	3 3/16
100-2	-022388	4 - 7	3 3/16
100-3	-022463	4 - 7	6 1/2

KUKKO

Special grease for pressure spindles



KSF-69






Piston ring spreaders

ST

For spreading the piston rings.

101



Art.-No.		 inch	 inch
101-1	-022531	2 - 3 7/8	7 7/8
101-2	-022616	4 - 5 7/8	9 1/2

Piston pin driver

ST

For gentle insertion and removal of the piston pins.

102





Description

- Item 102-0 with two additional pressure pads.
- Item 102-1 with three additional pressure pads.

Advantage

- Pistons will not be damaged.


Art.-No.		 inch
102-0	-170874	1 1/2
102-1	-022791	3 7/8

Universal piston ring spreader

ST

for efficient assembly of piston rings

101-3





Description

- With scale for reading the spread and locking bolt.

Advantage

- Stop screw for limiting the respective spreading setting for the piston ring.
- No increased wear of the cylinder wall through deformed piston rings
- No oil leakage due to increased cylinder wear
- No piston ring cracks due to overstretching during spreading.
- No piston seizure due to piston ring fractures.

Art.-No.		 inch
101-3	-974489	2 3/8 - 5 1/2

Steering wheel pullers

ST

31





Description

- Particularly strong design for the strongest loads.

Advantage

- Exchangeable inlay rings.
- Almost all components available as replacement parts, time-saving order process thanks to numbering system.

Art.-No.		 inch
31-1	-013881	1 1/4 - 2 3/8
31-2	-013966	3 1/4 - 3 1/2

08





Steering wheel puller for steering wheel with spokes

ST

32





Description

- For steering wheels with three or four spokes.

Advantage

- With one tensile ring each in 3 7/8 inch and 5 7/8 inch diameter for steering wheels with three or four spokes
- Almost all components available as replacement parts, time-saving order process thanks to numbering system.

Art.-No.		 inch
32-1	-014048	3 7/8
32-2	-014123	4 3/4

Steering wheel pullers

For cars with narrow puller slits.

ST

33






Description

- One pair of short puller hooks for sports steering wheels.
- One pair of long puller hooks for standard steering wheels.

Advantage

- Cap for protection of the thread in the steering column.
- Almost all components available as replacement parts, time-saving order process thanks to numbering system.

Art.-No.		 inch	 inch	für for
33	-014208	2 - 5 7/8	3 1/2; 5 1/8	Opel

Steering wheel pullers

For universal application with steering wheels with large puller slits.

ST

34



34-0



34-1





Description

- Model 34-0 with one pair of short puller hooks (3 3/8 inch)
- Model 34-1 with one pair of short puller hooks (3 3/8 inch) and one pair of long puller hooks (5 3/8 inch)

Advantage

- Cap for protection of the thread in the steering column.
- Almost all components available as replacement parts, time-saving order process thanks to numbering system.

Art.-No.		 inch	für for
34-0	-865879	1 3/8 - 3 1/2	GM 3/Opel
34-1	-865886	1 3/8 - 3 1/2	Universal

Universal drop arm puller

For removing drop arms from medium and heavy commercial vehicles.

ST

204-44






Description

- Mechanical pressure screw.
- Milled thread treated with special coating.

Advantage

- With increasing spindle pressure, the pulling hooks clasp the part to be removed with an increasing amount of force.
- Almost all components available as replacement parts, time-saving order process thanks to numbering system.

Art.-No.		J x	 inch	 inch	für for
204-44	-969539	2	4	2 3/4	For medium-sized and heavy utility vehicles



Strap wrench

ST

To loosen the oil filter.

104




Description

- Chrome-plated.
- With strong, non-slip fabric tape and rubber grip.

Advantage

- Extra wide =25 mm


Art.-No.		Ø inch
104	-023606	7 1/8

Chain wrench

ST

104



Art.-No.		Ø inch
104-32	-790751	0 - 7 1/8

Oil filter wrench

ST

To disconnect the oil filter and other round screwed joints.

105




105-0

105-1



Description

- Steel tape is adjustable.
- Item 105-0 with rugged handle grip for quick application.
- Item 105-1 with space-saving square drive for working in the tightest spaces.

Art.-No.		Ø inch
105-0	-023866	2 3/4 - 4 3/8
105-1	-175749	2 3/4-4 3/8

Oil filter wrench

ST

To disconnect the oil filter and other round screwed joints.

108



108-1

108-2

108-3






Description

- Extremely strong and rugged oil filter claws.
- Designs with profile claw.
- Drive via external hexagon or square drive (female).

Advantage

- Universal use also in hard-to-reach places.

Art.-No.		Ø inch	 inch	 inch
108-1	-760426	2 3/8 - 3 7/8	3/8	1/2
108-2	-965487	2 5/8 - 4 3/4	3/8	1/2
108-3	-967900	4 1/16 - 5 1/2	1/2	1/2

08






Universal hub puller

ST




For cars and trucks with 250 mm bolt circle.

38



Advantage

- Protection of the wheel studs with the movable nut pocket.
- Short hydraulic spindle series 800 for simple work can also be used as an option.
- Almost all components available as replacement parts, time-saving order process thanks to numbering system.

Art.-No.			
	4021176	inch	pcs.
38	-014383	9 7/8	5

Universal hub puller, impact-/shock design

ST




For cars and trucks with 225 mm bolt circle.

40



Advantage

- The spindle runs in an axially moveable mounted threaded bushing, if the spindle head needs to be pounded t to loosen the wheel hub.
- Almost all components available as replacement parts, time-saving order process thanks to numbering system.

Art.-No.			
	4021176	inch	pcs.
40-3	-014611	8 7/8	3
40-5	-014956	8 7/8	5

Hydraulic hub puller

ST

Universal application for removing hubs from cars and trucks

10-A



incl.







Description

- Damage to the wheel bolts can be prevented by using different sized index plates.
- Possible to adjust the jaws to two different lengths.
- With centering-pin and 2, 3 7/8 and 5 7/8 inch extension pieces.

Advantage

- Easy handling.
- Flexibility through variably sized index plates.
- Protection of wheel bolts through consistently flush captive-nut retainers.

Art.-No.				max.	
	4021176	inch	pcs.	US t	
10-A	-005626	9 7/8	6	22	L-Boxx
10-G	-005701	13 3/4	7	22	L-Boxx

Hydraulic wheel puller for low-floor bus: MB Citaro, MAN, Neoplan

HY

Safe and fast disassembly of the hub on commercial vehicles and buses.

Y-60-100







Description

- Bolt circle disc with different radii and bore diameters.
- 30-tonne cylinder ram.

Advantage

- Very tight, difficult-to-remove hubs are loosened.
- Gentle removal process.
- Arranged and space-efficient custody in the suitcase.
- Almost all components available as replacement parts, time-saving order process thanks to numbering system.

Art.-No.			max.	für for		Stück pieces	
	4021176		t				
Y-60-100	-356780	M16; M18; M20	30	ZF A, B und C-Achsen (Typ AV132)RL 75 E, RL 75 EC ; ZF A, B and C-Axes (type AV132) RL 75 E, RL 75 EC	YHP-321	22	L-Boxx



Hub puller

ST

Universal application for removing hubs from cars and trucks.

10-M






Description

- Heavy-duty mechanical design.
- Possible to adjust the jaws to two different lengths.

Advantage

- Easy handling.
- Flexibility through variably sized index plates.
- Protection of wheel bolts through consistently flush captive-nut retainers.

Art.-No.		 inch	 pcs.	max. US t
10-M	-862311	13 3/4	6	16.5

Bracket hook with slide hammer

ST

Specially profiled bracket hooks for releasing the control arm from the suspension joint clamp and body work.

229







Description

- Bracket hook with slide hammer.
- Extra heavy, with 5 kg impact weight.

Advantage

- Can be combined with series 229 for disassembly of the wheel hub.
- TIP: 22-0-2 The impact of the slide hammer can be increased by increments of 3 kg by screwing in one or multiple supplementary weights 22-0-2-100.
- Almost all components available as replacement parts, time-saving order process thanks to numbering system.

Art.-No.		 inch		
229-1	-995002	13 3/8	229-03	22-0-2, 229-01

Hub puller with slide hammer (4 and 5 hole hub)

For pulling all 4 and 5-hole hubs on almost all passenger car models.

229








Description

- The flange is equipped with variable spaced slits for standard screw use.
- For pulling all 4 and 5-hole hubs for VW, Audi, Seat, Skoda, Opel, Volvo, Fiat, Renault etc.

Advantage

- Almost all components available as replacement parts, time-saving order process thanks to numbering system.


Art.-No.		 inch	 inch		
229-1-2	-545733	3 7/8 - 5 3/4	13 3/8	229-01	22-0-2, 229-03

Hydraulic hub puller

ST

For pulling all 4 and 5-hole hubs on almost all passenger car models.

229






Description

- The flange is equipped with variable spaced slits for standard screw use.
- For pulling all 4 and 5-hole hubs for VW, Audi, Seat, Skoda, Opel, Volvo, Fiat, Renault etc.

Advantage

- Also for extracting drive shafts for vehicles with front wheel drive.
- This puller can be driven by the 22-0-2 slide hammer instead of the hydraulic spindle.
- Almost all components available as replacement parts, time-saving order process thanks to numbering system.

Art.-No.		 inch	max. US t	
229-2	-995026	3 7/8 - 5 3/4	11	22-0-2, 229-3/20
229-3	-995033	3 7/8 - 5 3/4	16.5	22-0-2, 229-3/20



1.



For pulling all 4 and 5-hole hubs on almost all passenger car models.

2.



For safe and simple disassembly of the bearing inner race.



Universal whiper-arm puller

ST

For pulling tight-fitting, rusted and deep-set windscreen whiper arms.

128-F-SW







Description

- Mechanical pressure screw.
- Milled thread treated with special coating.

Advantage

- Suitable for front and rear wipers with the washing fluid hose passing through the hub.
- Almost all components available as replacement parts, time-saving order process thanks to numbering system.


Art.-No.		 inch	 inch	 x
128-F-SW	-971242	2 3/8	2	2

Universal wiper arm puller

ST

For pulling tight-fitting, rusted and deep-set windscreen whiper arms.

142








Description

- The one-piece bell-shaped design fits on all VW, Audi, Seat, Skoda and other models.
- Shaped for optimal fit with all commonly used types of wiper arms.

Advantage

- Windshield wiper arms can be pulled without removing the bonnet.
- The threaded spindles are guided by a movable bush, which allow the puller to be fitted to the edge of the arm at the start and in the middle at the end of the removal process.
- Special threads enable especially high pulling forces.
- Solid, single-piece milled body for high strength.
- No damage to wiper arm, shaft, etc.

Art.-No.		 inch	 inch	 inch	 inch
142-1	-555572	5/8	2 1/2	3/32	1 7/8
142-2	-555602	7/8	2 5/8	1/8	1 7/8
142-3	-555619	5/8	1 7/8	3/32	7/8
142-4	-555626	1 1/16	1 3/16	3/16	5/8

Universal wiper arm puller sets

ST


General purpose set used for pulling tight-fitting, rusted and deep-set windscreen whiper arms.

K-142



K-142/4

K-142/6












Description

- The one-piece bell-shaped design fits on all VW, Audi, Seat, Skoda and other models.
- Shaped for optimal fit with all commonly used types of wiper arms.
- Mechanical pressure screw.
- Milled thread treated with special coating.
- Instructions on the cover.

Advantage

- Windshield wiper arms can be pulled without removing the bonnet.
- The threaded spindles are guided by a movable bush, which allow the puller to be fitted to the edge of the arm at the start and in the middle at the end of the removal process.
- Suitable for front and rear wipers with the washing fluid hose passing through the hub.
- Special threads enable especially high pulling forces.
- Solid, single-piece milled body for high strength.

Art.-No.		 inch	 inch	 inch	 inch	 inch	 inch	 Stück pieces	
K-142/6	-039249	2 3/8	2	5/8 - 1 1/16	1 3/16 - 2 1/2	1/8 - 3/16	5/8 - 1 7/8	8	i-Boxx
K-142/4	-039232	2 3/8	1 31/32	5/8; 1 1/16	1 3/16; 2 1/2	1/8; 3/16	5/8; 1 7/8	4	L-Boxx MINI




2-jaw puller

ST

For VW/Audi coupling gear combination from construction year 2007.

20-V







Description

- With slim but strong special hooks and retrofittable side clamp for VW/Audi coupling gear combination from construction year 2007.
- Can be used for many gears and ball bearings where standard pullers cannot be used.
- Mechanical pressure spindle
- Milled thread treated with special coating.
- Optimal adjustment of the spindle to the shaft with 2-sided spindle top.

Advantage

- Clamps increase the pressure of the hooks significantly.
- Spindle head band prevents the wrench from slipping off.
- Safe, fast and efficient disassembly.

Art.-No.		 inch	 inch	 x	max. US t
20-10-V	-907944	4 3/4	3 7/8	2	4.5

Battery terminal puller

ST

For removing battery terminals.

48







Description

- One-hand automatic system.
- Thin pulling hooks.
- Two-arm design for space-saving operation.
- Mechanical pressure screw.
- Milled thread treated with special coating.

Advantage

- The one-hand automatics allow for safe work even in tight spaces.
- The thin pulling hooks are suitable for narrow, difficult-to-access locations.

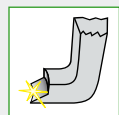
Art.-No.		 inch	 inch	 x
48	-170539	2 3/8	1 5/8	2

2-jaw puller "Cobra" for inner races with side clamp

ST

For safe and simple disassembly of the bearing inner race.

204-V







Description

- Adapter fits on all common axial holes, e.g. on VAG and other models.
- Puller hooks are specially hardened and smoothed.
- With integrated clamp.
- Mechanical pressure screw.
- Milled thread treated with special coating.

Advantage

- When the tension clamp is tightened, the pulling jaws grip below the part to be removed and loosen it before the actual removal process.
- Clamps increase the pressure of the hooks significantly.
- Spindle head band prevents the wrench from slipping off.
- Safe, fast and efficient disassembly.
- No cut-off grinding, chiselling or hammering required.

Art.-No.		 inch	 inch	 x	für für
204-V	-974533	3 5/8	3 7/8	2	an der vorderen Radnabe V10.1 (Volkswagen)



1.



229 For pulling all 4 and 5-hole hubs on almost all passenger car models.

2.



204-V For safe and simple disassembly of the bearing inner race.

08





Puller for cam wheels (VW/Audi)

ST

For removing the camshaft sprockets.

118



Description

- Four special pulling claws.
- Mechanical pressure screw.
- Milled thread treated with special coating.

Advantage

- Spindle head band prevents the wrench from slipping off.
- Almost all components available as replacement parts, time-saving order process thanks to numbering system.

Art.-No.		für for
118-0	-860904	TDI (4-6-8 Zyl., V6, V8
118-1	-989636	FSI; 2 Liter

Valve lifters

ST

For OHV engines.

103



103-1



103-2

103-3



Description

- Item 103-1 designed with straight claws.
- Item 103-2 and 103-3 designed with straight and curved claws.
- Item 103-3 for used in large cars and delivery vans.


Art.-No.		 inch
103-1	-022876	2 3/8 - 9 1/16
103-2	-022951	1 5/8 - 9 1/16
103-3	-023378	4 1/2 - 11 3/8

Clipping device for fluid hoses

ST

116



Art.-No.		Ø inch
116-20	-971631	3/16 - 3/4


2-jaw puller for vibration dampers with quick adjusting jaws

ST

124



124-20-A





Description

- Pulling hook with quick adjusting capability quick adjust.
- Pulling hooks with infinitely variable adjustment on the cross-beam.
- Two-arm design for space-saving operation.
- Parallel pulling hooks in every position, even with full load.
- Mechanical pressure screw.

Advantage

- Can be installed on various pulling hooks.
- Variable reach thanks to jaw extensions, available up to a puller size of -30.
- Spindle head band prevents the wrench from slipping off.
- Cross-beam with hexagonal profile for good grip.
- Suitable for pulling asymmetric workpieces.

Art.-No.		 inch	J ^x	Bezeichnung description
124-20-A	-985140	7 7/8	2	VW T4; VAG Transporter (96)
124-20-B	-985157	8 7/8	2	VW T4; VAG Transporter (96)
124-20-U	-985164	1 3/4 - 7 7/8	2	universal



Passenger car V-belt pulley set for all passenger car types

ST

For multi-grooved pulleys up to 7 3/4 inch diameter.

124-K






Description

- Two-arm design for space-saving operation.
- Parallel pulling hooks in every position, even with full load.
- Mechanical pressure screw.
- Milled thread treated with special coating.

Advantage

- Universally applicable for most vehicle types.
- Spindle head band prevents the wrench from slipping off.
- Almost all components available as replacement parts, time-saving order process thanks to numbering system.

Art.-No.		 inch	 inch	J ^x
124-K	-736841	7 3/4	2 3/4 - 3 3/16	2

Detaching tool for car-door inside panel

ST

134






Description

- 2--component handle.

Advantage

- Practical tool for professional removal of vehicle trim.



Art.-No.		 inch	 inch
134	-975981	6 7/8	11 1/4

Deflection tool for injectors

ST

230-I



Art.-No.		 inch	für for
230-I	-977626	11 1/32	MB CDI

3-jaw puller with self-centering jaws

ST

For safe and damage-free removal of plugged wheel covers, dust and grease covers.

225-SK







Description

- Spring-loaded, special shape with self-centring pulling jaws.
- The quick-release lock allowed a fast replacement of the jaws.

Advantage

- Particularly well-suited for narrow grooves on dust and grease covers.
- The extractor can be combined with the KUKKO counterstay 22-2 and with slide hammer 22-0-1.

Art.-No.		 inch	 inch	
225-SK	-324215	2 5/8	19/32	22-0-1, 22-2





3-jaw puller with self-centering jaws

ST

For removing bearings, gears, discs, etc.

225



AUTOGRIP
TECHNOLOGY







Description

- Spring-loaded, special shape with self-centring pulling jaws.
- The quick-release lock allowed a fast replacement of the jaws.

Advantage

- Spring-loaded hooks hold the device in place on the object to be pulled.
- The extractors can be combined with the KUKKO counterstays 22-2, 22-3 and with slide hammers 22-0-1.

Art.-No.		 inch	 inch	
225-SK	-324215	2 5/8	19/32	22-0-1, 22-2



Chain splitting and riveting tool

ST

For splitting and riveting single strand roller chains.

59








Description

- For single strand roller chains per DIN 8187 and a bolt diameter of 1/8 – 1/4 inch.
- The frame of the motorcycle (frame, swing arm) often makes it necessary to separate the chain directly on the vehicle. Use of "inappropriate" tools such as screwdrivers or something similar is very likely to result in injury.

Advantage

- Set includes a pressure adapter to properly adjust the distance of the riveting bolts. This ensures there is never too much pressure on the chain during attachment.

Art.-No.		 inch	 inch		Stück pieces	
K-59-1/14	-000461	1/8 - 1/4	1/4 - 3/4	59-1, 59-1-1, 59-1-2, 58-1	14	i-Boxx

Steering head bearing fitting tool kit

ST

For installation of steering head bearings on motorcycles

71-M









Description

- Set is suitable for all motorcycles.
- The following are also included in the set: 1 sealing grip device for hoses.
- Specifically intended for the replacement of the steering head bearing.
- Instructions and conversion table in the cover.
- Secure storage in special foam.

Advantage

- The special shape of the impact ring allows for the power to be transmitted only to the internal ring during pressing or hammering of the tapered roller bearing.
- This means that the bearing cage will not be destroyed.
- The combination of impact ring and impact sleeve required for the installation of the ball bearing can be found in the table inside the case cover.
- The axes, bearing casings and gaskets of the bearing will not be damaged.
- The impact rings have a rubber ring and ensure locking at the strike pipes.

Art.-No.		 inch	 pcs.	 inch	 inch	 pcs.
71-M	-772788	1 - 1 3/8	1	1 1/4	14 3/16	4

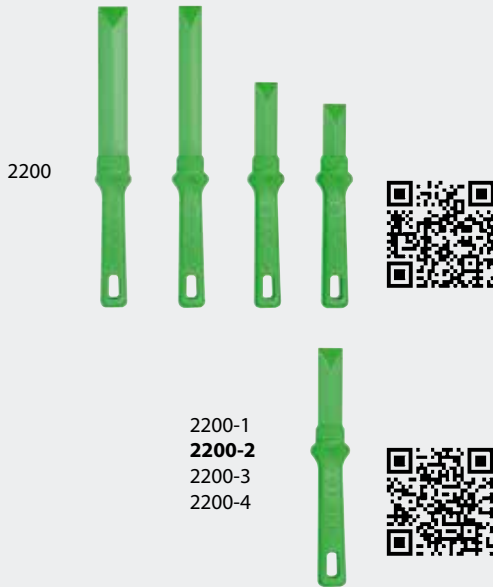


Single soft scraper

ST

For the careful removal of bonded weights, bonded protective strips, stickers, vignettes, etc.

2200





Description

- Professional quality made from POM (polyoxymethylene).
- Particularly sharp due to polished scraper blade.
- Reinforced connection between handle and blade.
- Good surface feel due to ergonomic handle.
- Slip protection.

Advantage

- Does not damage surfaces.
- Robust blade, can be sharpened.
- Solvent-resistant.

Art.-No.		 inch	Stück pieces
2200	-001611	7/8 x 2 3/8; 7/8 x 3 1/16; 7/8 x 5 7/8; 1 1/8 x 5 7/8	4
2200-1	-324284	7/8 x 2 3/8	1
2200-2	-324291	7/8 x 3 1/16	1
2200-3	-324307	7/8 x 5 7/8	1
2200-4	-324314	1 1/8 x 5 7/8	1

Pulse wheel puller

ST



For the maintenance and servicing of alternators and ignition systems.

98



Description

- Mechanical pressure screw.
- Milled thread treated with special coating.

Art.-No.		 inch	L inch
98-1	-433719	M27x1,0	2 3/16
98-2	-433733	M26x1,5; M22x1,5	2 3/16

Bolt hole puncher

ST

For uniform, deformation-free punching of sheet metal, such as steel, V2A, copper and aluminum.

121




Description

- Guaranteed long service life.
- Material thickness up to max. 3/16 inch.
- Special grade tool steel, burnished.

Advantage

- Ideal for hard to reach places, such as in switch cabinets, junction boxes, instrument panels, sinks basins, vehicle bodies.

Art.-No.		\emptyset inch
121-182	-831379	3/4
121-260	-831386	1 1/32
121-266	-403187	1 1/16
121-319	-403194	1 1/4
121-326	-403200	1 1/4
121-389	-403224	1 1/2
121-190	-079092	3/4
121-200	-202544	3/4
121-225	-202575	7/8
121-184	-403163	3/4
121-293	-058776	1 3/16
121-265	-058752	1 1/16
121-186	-058745	3/4





Extractor

Ausdreher

09

Bolt extractors.....	160
Schraubenausdreher	
Stud Extractors.....	162
Stehbolzen-Ausdreher.	



09





Bolt extractors with drills and drill-guide

ST





to bore out worn bolts, etc.

49-U



Advantage

- Almost all components available as replacement parts, time-saving order process thanks to numbering system.

Art.-No.		 inch	 inch	 inch
49-U-11	-799549	3/16 - 1/4	M5 - M7	1/4
49-U-12	-799624	3/8 - 3/8	M8 - M9	3/8
49-U-13	-799709	3/8	M10	3/8
49-U-14	-799884	1/2	M12	1/2
49-U-15	-799969	5/8 - 5/8	M 14 - M 16	5/8

Bolt extractor set

ST

Universal set for drill out worn bolts, etc.

49-U-B








Description

- Instructions and conversion table in the cover.
- Secure storage in special foam.
- Personal KUKKO-Chip-Code.

Advantage

- Practical package for universal use.
- Complete easy-to-manage package.
- Almost all components available as replacement parts, time-saving order process thanks to numbering system.

Art.-No.				 inch		Stück pieces
49-U-B	-799136	M5	M16	1/4 - 5/8	L-Boxx MINI	25

Bolt extractors "Super Traction"

ST

To drill out worn bolts with right-hand thread, etc.

49-T





Description

- Chrome vanadium steel.
- Square for operation with a tap spanner and an open-end spanner.

Advantage

- Narrow grooves offer better traction for convenient operation.

Art.-No.		 inch
49-T-1	-758461	3/16 - 1/4
49-T-2	-758539	1/4 - 1/4
49-T-3	-758614	3/8 - 3/16
49-T-4	-758799	3/16 - 5/8
49-T-5	-758874	5/8 - 3/4



Bolt extractor set "Super Traction"

ST

To drill out worn bolts with right-hand thread, etc., in a set.

49-T-A






Description

- Chrome vanadium steel.
- Square for operation with a tap spanner and an open-end spanner.

Advantage

- Narrow grooves offer better traction for convenient operation.

Art.-No.		 inch	Stück pieces	
49-T-A	-758959	3/16 - 3/4	5	Kunststoff / Plastic

Bolt extractors, american shape with broad flutes

ST

To drill out worn bolts with right-hand thread, etc.

49





Description

- Chrome vanadium steel.
- Square for operation with a tap spanner and an open-end spanner.

Advantage

- Wide grooves for soft materials, e.g. brass, aluminum, VA, etc.

Art.-No.		 inch
49-01	-490569	1/8 - 1/4
49-02	-490644	1/4 - 3/8
49-03	-490729	3/8 - 3/8
49-04	-490804	3/8 - 5/8
49-05	-490989	5/8 - 3/4
49-06	-491061	3/4 - 7/8

Bolt extractor set, american shape with broad flutes

ST

To drill out worn bolts with right-hand thread, etc., in a set.

49-0-S





Description

- Chrome vanadium steel.
- Square for operation with a tap spanner and an open-end spanner.

Advantage

- Wide grooves for soft materials, e.g. brass, aluminum, VA, etc.

Art.-No.		 inch	Stück pieces
49-0-S	-491146	1/8 - 7/8	6

09



Bolt extractors german, shape with narrow flutes

ST

To drill out worn bolts with right-hand thread, etc.

49






Description

- Chrome vanadium steel.
- Square for operation with a tap spanner and an open-end spanner.

Advantage

- Fine grooves offer better traction for convenient operation.

Art.-No.		 inch	
49-1	-018008	1/8 - 1/4	1,8
49-2	-018183	1/4 - 3/8	3,2
49-3	-018268	3/8 - 3/8	4,5
49-4	-018343	3/8 - 5/8	6,5
49-5	-018428	5/8 - 3/4	8,5
49-6	-018596	3/4 - 7/8	12,0
49-7	-018671	7/8 - 1 3/8	15,3
49-8	-018756	1 3/8 - 1 3/4	20,0
49-9	-018831	1 3/4 - 2 1/8	25,0



Bolt extractor sets

ST

To drill out worn bolts with right-hand thread, etc., in a set.

49






Description

- Chrome vanadium steel.
- Square for operation with a tap spanner and an open-end spanner.

Advantage

- Fine grooves offer better traction for convenient operation.

Art.-No.		 inch	Stück pieces	
49-A	-018916	1/8 - 3/4	5	
49-B	-019098	1/8 - 7/8	6	
49-C	-019173	1/8 - 1 3/4	8	

Stud pullers with internal serration

ST

For extracting stud bolts or torn parts.

50





Description

- The knurling wheel presses the stud bolt securely against the internal serration.

Advantage

- While being bored out, the stud bolt is located in the key area and cannot break off.

Art.-No.		 inch
50-1	-019258	1/4 - 3/8
50-2	-019333	3/8 - 3/4
50-3	-019418	3/4 - 1

Stud pullers with internal serration

ST

For extracting out stud bolts or torn parts.

51





Description

- The knurling wheel presses the stud bolt securely against the internal serration.

Advantage

- While being bored out, the stud bolt is located in the key area and cannot break off.

Art.-No.		 inch
51-1	-019586	1/4 - 3/8
51-2	-019661	3/8 - 3/4
51-3	-019746	3/4 - 1

Stud puller with extra wide working range

ST

For extracting stud bolts or torn parts.

52





Description

- The knurling wheel presses the stud bolt securely against the internal serration.
- Extra large working range.

Advantage

- While being bored out, the stud bolt is located in the key area and cannot break off.

Art.-No.		 inch
52	-019821	1/4 - 3/4



Stud pullers for confined spaces

ST




For extracting stud bolts or torn parts.

53



Advantage

- Extra large working range.
- Use in cramped spaces.

Art.-No.	 40211761	 inch	 inch
53-5	-137860	1/4	1/2
53-6	-342318	1/4	1/2
53-7	-866234	1/4	1/2
53-8	-342493	3/8	1/2
53-10	-342561	3/8	1/2
53-12	-342646	3/16	1/2
53-14	-984563	5/8	1/2
53-16	-388774	5/8	-
53-18	-137846	3/4	3/4
53-20	-745591	3/4	3/4
53-22	-971082	7/8	-
53-24	-966774	7/8	-
53-30	-966781	1 3/16	-

Stud pullers set for confined spaces

ST





For extracting stud bolts or torn parts in a set.

53



Advantage

- Extra large working range.
- Use in cramped spaces.

Art.-No.	 40211761	 inch	 inch	Stück pieces	
53	-342233	1/4; 3/8; 1/2	1/2	4	

09







Others

Sonstige

10

Flange spreaders.....	166
Flanschentreiber	
Open-end slogging spanners.....	166
Schlag-Maulschlüssel	
Slogging spanners.....	167
Schlag-Ringschlüssel	
Europäer.....	167
Europäer	





Flange spreaders (pair)

ST

For separating and fixing the flange joints of pipelines

160




Description

- Always used in pairs.
- Fast and secure separation of the flange joints of pipelines.
- Allows easy performance of maintenance operations such as seal replacement.
- Mechanical pressure screw.

Advantage

- After completion of the work, the flanges are returned to their precise starting position.

Art.-No.	
160-1	-025273
160-2	-025358

Universal spreader

ST

For quick, safe spreading of flanges and similar parts of all types and sizes.

165



Description

- Universal tool for many applications.
- A built-in reversible ratchet allows smooth operation of the spreader.
- The flange spreaders are designed to be used in pairs.

Advantage

- Allows easy performance of maintenance operations such as seal replacement.
- After completion of the work, the flanges are returned to their precise starting position.

Art.-No.			max.
		inch	US t
165-E	-491979	3/8 - 3	2

Open-end slogging spanners (~DIN 133)

ST

For use in commercial vehicles, the pipe industry, tank cleaning, the petrochemical industry, steel construction, mining, etc.

133





Description

- Design according to DIN 133.

Advantage

- Up to 525 mm length, made of forged carbon-steel.
- Spanner size up to 120.

Art.-No.		
		inch
133-24	-865213	6 1/4
133-27	-854804	7 1/8
133-30	-854989	7 1/2
133-32	-855061	7 5/8
133-34	-904394	7 5/8
133-36	-855146	8 1/4
133-41	-855221	8 7/8
133-46	-855306	10 1/32
133-50	-855481	11
133-55	-855559	12 1/4
133-60	-855634	12 5/8
133-65	-855719	13 3/4
133-70	-855894	14 5/8
133-75	-855979	15 3/4
133-80	-856051	15 7/8
133-85	-856136	15 7/8
133-90	-856211	17 7/8
133-95	-856396	17 7/8
133-100	-856471	19 3/4
133-105	-865176	19 3/4
133-110	-865183	19 3/4
133-115	-865190	20 5/8
133-120	-865206	20 5/8



Slogging spanners (~DIN 7444)

ST

For use in commercial vehicles, the pipe industry, tank cleaning, the petrochemical industry, steel construction, mining, etc.

406




Description

- Design according to DIN 7444.

Advantage

- Up to 480 mm length, made of forged carbon-steel.
- Spanner size up to 120.

Art.-No.		L	
		inch	
406-24	-856549	6 1/4	
406-27	-856624	7 1/8	
406-30	-856709	7 1/2	
406-32	-856884	7 5/8	
406-34	-904431	7 5/8	
406-36	-856969	8 1/16	
406-38	-865961	8 1/16	
406-41	-857041	8 7/8	
406-46	-857126	9 5/8	
406-50	-857201	9 7/8	
406-55	-857386	10 5/8	
406-60	-857461	10 5/8	
406-65	-857539	11 3/8	
406-70	-857614	12 5/8	
406-75	-857799	12 3/4	
406-80	-857874	13 5/8	
406-85	-857959	14 3/8	
406-90	-858031	15 3/4	
406-95	-858116	15 3/4	
406-100	-858291	15 3/4	
406-105	-858376	17 1/8	
406-110	-858451	17 1/8	
406-115	-858529	17 1/8	
406-120	-858604	18 7/8	

Europäer

ST

For pressing and clamping several workpieces.

1900





Description

- Further development of the adjustable spanner „monkey wrench“
- Adjustable, open-jawed wrench.
- Serrated gripping jaws on one side for attaching round or multi-angle objects.
- Soft plastic protective caps improve the grip in the case of metallic objects.
- Locked-Unlocked System.


Advantage

- No uncontrolled adjustment by arresting mechanism.
- Serrated gripping jaws for improved possibilities of use.
- Lockable flat on flat or flat on round.
- Soft plastic caps enable non slip jaws.
- Optimally converts to different sizes.

Art.-No.		L		B	T
		inch		inch	inch
1900-30	-000355	5 7/8		2 3/8	7/8
1900-50	-000362	6 7/8		3 3/4	7/8
1900-75	-000416	9 7/8		5 7/8	1 3/8





 **Pulling and extracting tools with hydraulic rams, pressure range 5, 10, 20, 30 and 50 t**

These sturdy hydraulic pullers will solve practically any conceivable pulling problem while considerably improving productivity in repair shops and industrial facilities. They facilitate heavy manual labor and minimize lost repair time and machine outages. By exerting a precisely defined hydraulic force, they enable careful gentle application.





Hydraulics

Hydraulik



11

Hydraulic wheel puller.....	170
Hydraulisches Radnabenabziehwerkzeug	
Pump- driven hydraulic nut splitter.....	170
Pumpenhydraulische Mutternsprenger	
Hydraulic 2-jaw puller with swiveling jaws and accessories.....	170
Hydraulische 2-armiger Abzieher mit schwenkbaren Abzughaken und Zubehör	
Hydraulic 3-jaw pullers with swiveling jaws and accessories.....	174
Hydraulische 3-armige Kombi-Abzieher mit schwenkbaren Abzughaken und Zubehör	
Hydraulic push/pulling device with hydraulic hollow ram and accessories.....	175
Hydraulische Abziehvorrichtungen für Innenauszieher- und Trennvorrichtungen sowie Zubehör	
Hydraulic hollow ram.....	178
Hydraulische Zylinder	
Pressure pads.....	179
Druckstücke	
Mobile hydraulic puller.....	180
Mobile Hydraulik-Abzieher	
Protective blankets.....	184
Unfallschutzplane	
Hydraulic push/pull device sets.....	185
Hydraulische Abziehersätze	





Hydraulic wheel puller for low-floor bus: MB Citaro, MAN, Neoplan

HY

Safe and fast disassembly of the hub on commercial vehicles and buses.

Y-60-100



Description

- Bolt circle disc with different radii and bore diameters.
- 30-tonne cylinder ram.

Advantage

- Very tight, difficult-to-remove hubs are loosened.
- Gentle removal process.
- Arranged and space-efficient custody in the suitcase.
- Almost all components available as replacement parts, time-saving order process thanks to numbering system.

Art.-No.			für for	max. US t		Stück pieces	
Y-60-100	-356780	M16; M18; M20	ZF A, B and C-Axes (type AV132)RL 75 E, RL 75 EC	33	YHP-321	22	L-Boxx

Pump-driven hydraulic nut splitter in a case

HY

For use in commercial vehicles, the pipe industry, tank cleaning, the petrochemical industry, steel construction, mining, etc.

Y-57



Description

- hydraulic, single-acting with spring return.
- compact ergonomic construction.
- Easy handling.

Advantage

- unique slanting head for use on flat surfaces.
- faster spring removal.
- Almost all components available as replacement parts, time-saving order process thanks to numbering system.

Art.-No.		 inch	 M	
Y-57-10	-123559	3/8-3/4	M6 - M12	i-Boxx
Y-57-19	-123566	3/4-1	M12 - M16	i-Boxx
Y-57-24	-870675	7/8-1 1/4	M16 - M22	L-Boxx
Y-57-32	-870682	1 1/4-1 5/8	M22 - M27	L-Boxx
Y-57-41	-870699	1 5/8- 2 1/16	M27 - M33	L-Boxx
Y-57-50	-870705	5 1/16-2 3/8	M33 - M39	Metal
Y-57-60	-870712	2 3/8-3	M39 - M48	Metal
Y-5724M	-803741		Replacement chisel	
Y-5732M	-803826		Replacement chisel	
Y-5741M	-803901		Replacement chisel	
Y-5750M	-804083		Replacement chisel	
Y-5760M	-804168		Replacement chisel	
Y-5719M	-058738		Replacement chisel	
Y-5710M	-058721		Replacement chisel	

Hydraulic 2-jaw puller with swiveling jaws, with hydraulic hollow ram for pump drive

HY

For removing particularly large and tight bearings, gears, discs, etc.

Y-205



Description

- Hydraulic hollow ram.
- 2-jaw puller.
- Swivelling puller jaws.

Advantage

- Universal application thanks to adjustable clamping depths.
- The larger the pulling force, the stronger the puller hook's grip on the workpiece to be removed.
- Almost all components available as replacement parts, time-saving order process thanks to numbering system.

Art.-No.		 inch	 inch	J _x	max. bar	max. US t
Y28-205	-036088	16	11 7/8	2	525	16.5
Y38-205	-037078	27 5/8	20 1/2	2	580	27.5
Y58-205	-038068	36	27 5/8	2	525	49.5



Hydraulic 3-jaw puller with swiveling jaws, with hydraulic hollow ram for pump drive

HY

For removing particularly large and tight bearings, gears, discs, etc.

Y-206



Description

- Hydraulic hollow ram.
- Flexibility assured thanks to two-arm or three-arm design.
- If there is adequate free space around the part to be removed, we recommend using a 3-jaw puller.
- Swivelling puller jaws.

Advantage

- Universal application thanks to adjustable clamping depths.
- The larger the pulling force, the stronger the puller hook's grip on the workpiece to be removed.
- Almost all components available as replacement parts, time-saving order process thanks to numbering system.

Art.-No.		 inch	 inch	J _x	max. bar	max. US t
Y28-206	-036248	11 1/32 - 19 3/4	11 7/8	3	700	22
Y38-206	-037238	13 - 34	20 1/2	3	700	33
Y58-206	-038228	18 1/8 - 44	27 5/8	3	580	55

Hydraulic external puller sets

HY

For removal of particularly large and tight bearings, gears, discs, etc. in industry and commercial vehicles.

Y-56



Description

- Large range for use in industry, commercial vehicles and farm machinery.
- Hydraulic hollow ram.
- Hydraulic hand pump, gauge and hoses.
- 2- and 3-jaw pullers.

Advantage

- Arranged and space-efficient custody in the metal case.
- Almost all components available as replacement parts, time-saving order process thanks to numbering system.

Art.-No.		 inch	 inch	J _x	 t	 t
Y28-256	-036811	11 1/32 - 19 3/4	11 7/8	3	15	20
Y38-356	-037801	13	20 1/2	3	25	30
Y58-556	-038631	18 1/8	27 5/8	3	45	50

Hydraulic hand pump, gauge and hoses

HY

For use with pullers in the KUKKO line of hydraulic products.

YHP



YHP-326



YHP-320



YF-200



YM-235



Description

- The KUKKO product range includes high-pressure hydraulic hand pumps, pressure gauges and hoses, as well as various connections and adapters that are designed for durability and ease of use. The entire series is also equipped with various safety features that provide reliable performance and occupational safety.
- Almost all components available as replacement parts, time-saving order process thanks to numbering system.

Advantage

- KUKKO provides maintenance and services for registered product serial numbers.

Art.-No.		 bar	 cm ³	 inch	max. US t		
YHP-320	-045721	700	900	7/8		YF-200, YM-235	
YHP-321	-111198	700	900	7/8	55	-	YHP-320, YF-200
YHP-324	-045806	700	900	7/8	55	-	YHP-320, YM-235
YHP-325	-045981	700	900	7/8	55	-	YHP-320, YF-200, YM-235
YHP-326	-046483	700	900	7/8	55	-	YHP-325
YF-200	-045646	2 m Schlauch / 2 m hose				YHP-320	-
YM-235	-157769	700 bar Nanometer / 700 bar gauge				YHP-320, YF-200	-
YGA-2	-458644	Adapter					

11





Accessories for hydraulic pullers

HY

For use with pullers in the KUKKO line of hydraulic products.

Y205/206



Y205-00
Y305-00
Y505-00



Y205-20
Y305-20
Y505-20





Y205-30
Y305-30
Y505-30



Description

- The KUKKO product range includes high-pressure hydraulic hand pumps, pressure gauges and hoses, as well as various connections and adapters that are designed for durability and ease of use. The entire series is also equipped with various safety features that provide reliable performance and occupational safety.
- Almost all components available as replacement parts, time-saving order process thanks to numbering system.

Art.-No.		Bezeichnung description	max. US t	
Y205-00	-273759	Jaw (individual) with accessories	22	Y28-205, Y28-206, Y20-206, Y20-205
Y205-20	-038976	2-jaw cross-beam	22	Y28-205, Y28-206, Y20-206, Y20-205
Y206-30	-039478	3-jaw cross-beam	22	Y28-205, Y28-206, Y20-206, Y20-205
Y305-00	-273834	Jaw (individual) with accessories	33	Y38-205, Y38-206, Y30-206, Y30-205
Y305-20	-040931	2-jaw cross-beam	33	Y38-205, Y38-206, Y30-206, Y30-205
Y306-30	-041433	3-jaw cross-beam	33	Y38-205, Y38-206, Y30-206, Y30-205
Y505-00	-273919	Jaw (individual) with accessories	55	Y58-205, Y58-206, Y50-206, Y50-205
Y505-20	-042911	2-jaw cross-beam	55	Y58-205, Y58-206, Y50-206, Y50-205
Y506-30	-043413	3-jaw cross-beam	55	Y58-205, Y58-206, Y50-206, Y50-205

2-jaw puller with swiveling jaws (without hydraulic hollow ram for pump drive)

HY

For removing particularly large and tight bearings, gears, discs, etc.

Y-205






Description

- 2-jaw puller.
- Swivelling puller jaws.

Advantage

- Universal application thanks to adjustable clamping depths.
- The larger the pulling force, the stronger the puller hook's grip on the workpiece to be removed.
- YRH series hydraulic hollow ram is required for use.
- Almost all components available as replacement parts, time-saving order process thanks to numbering system.

Art.-No.				J ^x	für for	max. US t
		inch	inch			
Y20-205	-035906	16	11 7/8	2	KUKKO, Enerpac, OTC, Powerteam, NIKE	16.5
Y30-205	-036996	27 5/8	20 1/2	2	KUKKO, Enerpac, OTC, Powerteam, NIKE	27.5
Y50-205	-037986	36	27 5/8	2	KUKKO, Enerpac, OTC, Powerteam, NIKE	49.5



3-jaw puller with swiveling jaws (without hydraulic hollow ram for pump drive)

HY

For removing particularly large and tight bearings, gears, discs, etc.

Y-206






Description

- 3-jaw puller.
- Swivelling puller jaws.

Advantage

- Universal application thanks to adjustable clamping depths.
- The larger the pulling force, the stronger the puller hook's grip on the workpiece to be removed.
- YRH series hydraulic hollow ram is required for use.
- Almost all components available as replacement parts, time-saving order process thanks to numbering system.

Art.-No.	 4021176	 inch	 inch	J _x	für for	max. US t
Y20-206	-036163	11 1/32 - 19 3/4	11 7/8	3	KUKKO, Enerpac, OTC, Powerteam, NIKE	22
Y30-206	-037153	13 - 35 3/8	20 1/2	3	KUKKO, Enerpac, OTC, Powerteam, NIKE	33
Y50-206	-038143	18 1/8 - 44	27 5/8	3	KUKKO, Enerpac, OTC, Powerteam, NIKE	55

Accessories for hollow rams

HY

For use with pullers in the KUKKO line of hydraulic products.

Y-10/11



Y218-10
Y318-10
Y518-10





Y218-10
Y318-10
Y518-10



Description

- The KUKKO product range includes high-pressure hydraulic hand pumps, pressure gauges and hoses, as well as various connections and adapters that are designed for durability and ease of use. The entire series is also equipped with various safety features that provide reliable performance and occupational safety.
- Almost all components available as replacement parts, time-saving order process thanks to numbering system.

Art.-No.	 4021176	Bezeichnung description	max. US t	
Y218-10	-040368	Crank	22	YRH-202
Y218-11	-040443	Mechanical screw	22	YRH-202
Y318-10	-041761	Crank	33	YRH-302
Y318-11	-041846	Mechanical screw	33	YRH-302
Y518-10	-044243	Crank	55	YRH-603
Y518-11	-044328	Mechanical screw	55	YRH-603



Hydraulic 3-jaw combination puller with swiveling jaws, with hydraulic cylinder for pump drive

HY

For removing particularly large and tight bearings, gears, discs, etc.

Y-208









Description

- Swivelling puller jaws.

Advantage

- Combi-pullers can be used as a 3-jaw and 2-jaw puller.
- Universal application thanks to adjustable clamping depths.
- The larger the pulling force, the stronger the puller hook's grip on the workpiece to be removed.
- Almost all components available as replacement parts, time-saving order process thanks to numbering system.

Art.-No.		 inch	 inch	 x	 inch		max. US t
Y08-208	-461774	9 7/8	8 1/2	2/3	4 7/8	1 1/2" - 16 UN	5.5
Y18-208	-461699	19 3/4	19 3/4	2/3	9 7/8	2 1/4" - 14 UNS	11

3-jaw combination puller with swiveling jaws (without hydraulic cylinder for pump drive)

HY

For removing particularly large and tight bearings, gears, discs, etc.

Y-208








Description

- Swivelling puller jaws.

Advantage

- Combi-pullers can be used as a 3-jaw and 2-jaw puller.
- Universal application thanks to adjustable clamping depths.
- The larger the pulling force, the stronger the puller hook's grip on the workpiece to be removed.
- YRE series hydraulic cylinder ram with collar threads is required for use.
- Almost all components available as replacement parts, time-saving order process thanks to numbering system.

Art.-No.		 inch	 inch	 x		für for	max. US t
Y05-208	-172366	9 7/8	8 1/2	2/3	1 1/2" - 16UN	KUKKO, Enerpac, OTC, Powerteam, REHOBOT	5.5
Y10-208	-172441	19 3/4	19 3/4	2/3	2 1/4" - 14 UNS	KUKKO, Enerpac, OTC, Powerteam, REHOBOT	11



Hydraulic push/pulling device with hydraulic hollow ram for pump drive

HY

For removing particularly large and tight bearings, gears, discs, etc. using separator blades and internal extractors.

Y-180






Description

- Hydraulic hollow ram.

Advantage

- Easy and even pulling for particularly tight parts.
- Almost all components available as replacement parts, time-saving order process thanks to numbering system.

Art.-No.	 4021176	 inch	 inch	max. bar	max. US t
Y28-180	-036408	18 1/2	5 3/8 - 11 7/8	525	16.5
Y38-180	-037498	20 1/2	7 1/8 - 16 1/2	580	27.5
Y58-180	-038488	26	9 1/4 - 21 1/4	405	49.5

Internal extractors

HY

For extracting inner bearings, bearing outer rings and bushings.

Y-21






Description

- Mechanical pressure screw.
- Milled thread treated with special coating.

Advantage

- The 2-shell design with extra large grasp edges ensures safe extraction.
- KUKKO internal extractors can be combined with counter supports and slide hammers.




Art.-No.	 4021176	 inch	 inch	max. US t
Y-221-E	-040856	1 3/16 - 7 1/8	5 1/2	16.5
Y-321-E	-042836	3 - 9 1/16	5 7/8	22
Y-521-E	-044656	3 - 9 1/16	5 7/8	27.5

Separators for hydraulic push/pull devices

HY

Y-15



Art.-No.	 4021176	 inch	 inch	max. US t
Y-215-2	-172106	7/8 - 4 1/2	4 1/2	16.5
Y-215-3	-039546	1 - 6 1/8	6	16.5
Y-215-4	-385629	1 3/16 - 7 7/8	7 7/8	16.5
Y-315-4	-398186	1 3/16 - 7 7/8	7 7/8	22
Y-315-5	-041501	1 3/16 - 9 7/8	9 7/8	22
Y-515-5	-400063	1 3/16 - 9 7/8	9 7/8	33
Y-515-6	-043581	3 - 13	13	33
Y-515-7	-172281	3 3/16 - 16 1/2	16 1/2	33






Hydraulic push/pull device sets

HY

For separation and internal extraction of particularly large and tight bearings, gears, discs, etc. in industry and commercial vehicles.

Y-18



hydraulic
TECHNOLOGY



Description

- Large range for use in industry, commercial vehicles and farm machinery.
- Hydraulic hollow ram.
- Hydraulic hand pump, gauge and hoses.
- Separator blade.
- Internal extractor.

Advantage

- Arranged and space-efficient custody in the metal case.
- Almost all components available as replacement parts, time-saving order process thanks to numbering system.

Art.-No.							
		inch	inch	inch	US t	US t	US t
Y28-218	-036651	18 1/2	1 - 6 1/8	5 1/4 - 11 3/4	16	16	11
Y38-318	-037641	20 1/2	1 3/16 - 9 7/8	7 - 16 1/4	27	22.5	22.5
Y58-518	-038891	26	3	9 1/4 - 21	38	33	27

Accessories for hydraulic pulling devices

HY

For use with pullers in the KUKKO line of hydraulic products.

Y-18-E



Y218-03
Y318-03
Y518-03

Y218-06-P
Y218-07-P
Y218-08-P
Y318-36-P
Y318-37-P
Y318-38-P
Y518-07-P
Y518-08-P

Y218-33
Y318-33
Y518-33



Description

- The KUKKO product range includes high-pressure hydraulic hand pumps, pressure gauges and hoses, as well as various connections and adapters that are designed for durability and ease of use. The entire series is also equipped with various safety features that provide reliable performance and occupational safety.
- Almost all components available as replacement parts, time-saving order process thanks to numbering system.

Art.-No.		Bezeichnung description	max. US t	
Y218-03	-039706	Cross-beam	22	Y28-180, Y20-180
Y218-04	-529818	Fastening material kit for 1 pair of tension bolts	22	Y28-180, Y20-180
Y218-06-P	-056420	bolts, pair: 9 3/8 inch	22	Y28-180, Y20-180
Y218-07-P	-056437	bolts, pair: 16 1/2 inch	22	Y28-180, Y20-180
Y218-08-P	-056444	bolts, pair: 22 3/8 inch	22	Y28-180, Y20-180
Y218-09-P	-218095	Pair of support nuts for tension bolts	22	Y28-180, Y20-180
Y218-12-P	-097157	bolts, pair: 4 1/2 inch	22	Y28-180, Y20-180
Y218-31-P	-218316	Pair of connectors for tension bolts	22	Y28-180, Y20-180
Y218-33	-040771	Quick-adjust nuts	22	Y28-180, Y20-180
Y318-03	-041686	Cross-beam	33	Y38-180, Y30-180
Y318-04	-318047	Fastening material kit for 1 pair of tension bolts	33	Y38-180, Y30-180
Y318-36-P	-056338	bolts, pair: 8 1/6 inch	33	Y38-180, Y30-180
Y318-33	-042188	Quick-adjust nuts	33	Y38-180, Y30-180
Y318-37-P	-305863	bolts, pair: 18 1/8 inch	33	Y38-180, Y30-180
Y318-38-P	-056345	bolts, pair: 28 inch	33	Y38-180, Y30-180
Y318-39-P	-318399	Pair of support nuts for tension bolts	33	Y38-180, Y30-180
Y318-41-P	-318412	Pair of connectors for tension bolts	33	Y38-180, Y30-180
Y518-03	-043826	Cross-beam	55	Y58-180, Y50-180
Y518-07-P	-056468	bolts, pair: 24 1/32 inch	55	Y58-180, Y50-180
Y518-08-P	-056475	bolts, pair: 34 1/16 inch	55	Y58-180, Y50-180
Y518-09-P	-518096	Pair of support nuts for tension bolts	55	Y58-180, Y50-180
Y518-31-P	-518317	Pair of connectors for tension bolts	55	Y58-180, Y50-180
Y518-33	-044571	Quick-adjust nuts	55	Y58-180, Y50-180




Step plate adapter sets for center-bored parts

HY

Y-17



Art.-No.		Ø inch	Bezeichnung description
Y-18-17	-235078	3/4 - 2 1/2	12 parts
Y-19-17	-235153	1 3/8 - 3 1/8	12 parts
Y-20-17	-235238	2 3/16 - 3 1/2	6 parts
Y-01-17	-233173	3/4 - 7/8	single
Y-02-17	-233258	7/8 - 1 1/32	single
Y-03-17	-233333	1 1/32 - 1 3/16	single
Y-04-17	-233418	1 1/8 - 1 3/8	single
Y-05-17	-233586	1 3/8 - 1 1/2	single
Y-06-17	-233661	1 3/8 - 1 5/8	single
Y-07-17	-233746	1 1/2 - 1 7/8	single
Y-08-17	-233821	1 5/8 - 1 7/8	single
Y-09-17	-233906	1 3/4 - 2 1/16	single
Y-10-17	-234163	1 7/8 - 2 1/4	single
Y-11-17	-234248	2 1/32 - 2 3/8	single
Y-12-17	-234408	2 3/16 - 2 5/8	single
Y-13-17	-234576	2 1/4 - 2 3/4	single
Y-14-17	-234651	2 3/8 - 2 7/8	single
Y-15-17	-234736	2 5/8 - 2 7/8	single
Y-16-17	-234811	2 7/8 - 3 3/16	single
Y-17-17	-234996	3 1/32 - 3 1/2	single

Push/pulling device (without hydraulic hollow ram for pump drive)

HY




For removing particularly large and tight bearings, gears, discs, etc. using separator blades and internal extractors.

Y-180



Advantage

- Easy and even pulling for particularly tight parts.
- Almost all components available as replacement parts, time-saving order process thanks to numbering system.

Art.-No.		 inch	 inch	für for	max. US t
Y20-180	-036323	18 1/2	5 3/8 - 11 7/8	KUKKO, Enerpac, OTC, Powerteam, NIKE	16.5
Y30-180	-037313	20 1/2	7 1/8 - 16 1/4	KUKKO, Enerpac, OTC, Powerteam, NIKE	27.5
Y50-180	-038303	26	9 1/4 - 21	KUKKO, Enerpac, OTC, Powerteam, NIKE	8.5

Accessories for hollow rams

HY

For use with pullers in the KUKKO line of hydraulic products.

Y-10/11



Y218-10
Y318-10
Y518-10





Y218-11
Y318-11
Y518-11



Description

- The KUKKO product range includes high-pressure hydraulic hand pumps, pressure gauges and hoses, as well as various connections and adapters that are designed for durability and ease of use. The entire series is also equipped with various safety features that provide reliable performance and occupational safety.
- Almost all components available as replacement parts, time-saving order process thanks to numbering system.

Art.-No.		Bezeichnung description	max. US t	
Y218-10	-040368	Crank	22	YRH-202
Y218-11	-040443	Mechanical screw	22	YRH-202
Y318-10	-041761	Crank	33	YRH-302
Y318-11	-041846	Mechanical screw	33	YRH-302
Y518-10	-044243	Crank	55	YRH-603
Y518-11	-044328	Mechanical screw	55	YRH-603

11





Hydraulic hollow rams

HY

For use with the KUKKO hydraulics range.

YRH





Description

- Use as pull- and pressure cylinder.
- Single-acting with spring return.
- Complete with threaded pressure piece.
- Manufactured from high-strength, alloyed steel.
- All models have a CR-400 coupler and dust cap.

Advantage

- External threads on cylinder head, piston-rod internal threads and mounting threads on the cylinder bottom enable easy assembly (applies to most models).
- Preloaded return spring reduces the entry speed and thus improves performance.
- The radial shaft seal removes impurities on the piston and extends the service life of the cylinder.

Art.-No.	 40211761	 inch	max.	max.
			US t	bar
YRH-202	-046711	2	22	700
YRH-206	-870934	5 7/8	22	700
YRH-302	-046896	2 1/2	33	700
YRH-603	-046971	3	55	700

Hydraulic cylinder rams with collar threads

HY

Developed for use in all situations

YRE






Description

- Encloses the seal of models with longer hub length, for longer service life and lower storage load.
- Manufactured from high-strength, alloyed steel.
- All models have a CR-400 coupler and dust cap.

Advantage

- Developed for use in all situations.
- External threads on cylinder head, piston-rod internal threads and mounting threads on the cylinder bottom enable easy assembly (applies to most models).
- Preloaded return spring reduces the entry speed and thus improves performance.
- The radial shaft seal removes impurities on the piston and extends the service life of the cylinder.

Art.-No.	 40211761	 inch		max.
				US t
YRE-050	-046551	4 7/8	1 1/2" - 16 UN	5.5
YRE-101	-870927	9 7/8	2 1/4" - 14 UNS	11
YRE-102	-160660	9 7/8	2 1/4" - 14 UNS	11

Lift cylinder

HY

For use where other cylinders are too big.

YSM








Description

- Pistons made of hard chrome high quality steel.
- All models have a CR-400 coupler and dust cap.

Advantage

- Mounting holes make assembly easy.
- Grooved piston ends mean pressure pads are not needed.
- Preloaded return spring reduces the entry speed and thus improves performance.
- The radial shaft seal removes impurities on the piston and extends the service life of the cylinder.

Art.-No.	 40211761	 inch	 inch	 inch	 inch	max.
						US t
YSM-100	-101007	3/16	3 1/4	2 3/16	1 3/4	11
YSM-200	-102004	3/8	4	3	2	22




Pressure pads for hollow rams

HY

YDB




Art.-No.		max. US t
YDB-27E	-400223	22
YDB-33E	-400308	33
YDB-55E	-400483	55
YDG-20E	-399091	22
YDG-30E	-399176	33
YDG-50E	-399251	55
YDM-20E	-414183	22
YDM-30E	-414268	33
YDM-50E	-414343	55

Pressure pads for hollow rams

HY

YDG




Art.-No.		max. US t
YDG-20E	-399091	22
YDG-30E	-399176	33
YDG-50E	-399251	55

Pressure pads for hollow rams

HY

YDM




Art.-No.		max. US t
YDM-20E	-414183	22
YDM-30E	-414268	33
YDM-50E	-414343	55

High-flow coupling

HY

YC





Art.-No.		für for
YCH-604	-440731	Schlauch / hose
YCR-400	-201318	Zylinder / ram

Mounting for hydraulic cylinder

HY

Y-00



Art.-No.		für for	
Y200-00	-507724	YRH-202	Y28-180, Y28-205, Y28-206, Y28-200, Y28-218, Y28-256, GOLIATH-556, GOLIATH-356, GOLIATH-518, GOLIATH-318, GOLIATH-300, GOLIATH-500
Y300-00	-507748	YRH-302	Y38-180, Y38-205, Y38-206, Y38-300, Y38-318, Y38-356, GOLIATH-556, GOLIATH-256, GOLIATH-518, GOLIATH-218, GOLIATH-200, GOLIATH-500
Y500-00	-507755	YRH-603	Y58-180, Y58-205, Y58-206, Y58-500, Y58-518, Y58-556, GOLIATH-356, GOLIATH-256, GOLIATH-318, GOLIATH-218, GOLIATH-200, GOLIATH-300

11





Mobile hydraulic puller 20-50 t

Mobiler Hydraulik-Abzieher 20-50 t

GOLIATH is the first mobile KUKKO puller for heavy industry, railways, power plants and other applications where large bearings, gear wheels or similar parts must be dismantled. With a pulling force of 50 tonnes, it is ideal for really big pulling jobs. The puller can be used with two or three arms. An accessory separator fixture can also be fitted quickly and easily. The central pressure spindle of the GOLIATH puller can be attached to the part to be pulled very easily and precisely thanks to the combination of hydraulic height adjustment and mechanical fine adjustment. The puller can be positioned easily and conveniently by one person using the Y-shaped mobile support frame with four easy-rolling, lockable castors, which also ensures stable placement for all applications.









The pulling force is applied by a pressure cylinder equipped with a central pressure spindle, which is actuated by a two-stage electrically driven hydraulic pump with remote motor control. This avoids exposing users to the risk of injury from flying parts.

The GOLIATH puller also sets standards with other safety features. For example, a mechanical safety device and additional hydraulic valves allow the puller height to be adjusted and ensure safe operation even under extremely high stress.

Der **GOLIATH** ist der erste mobile KUKKO-Abzieher für Schwerindustrie, Eisenbahn, Kraftwerke und andere Anwendungen bei denen große Lager, Zahnräder und ähnliche Teile demontiert werden müssen. Mit einer Abziehkraft von bis zu 50 t ist er die Lösung für wirklich große Abziehvorgänge.

Der Abzieher kann 2- oder 3-armig eingesetzt werden. Auch eine separat erhältliche Trennvorrichtung kann einfach und schnell montiert werden. Der GOLIATH kann durch die hydraulische Höhenverstellung und in Kombination mit der mechanischen Feineinstellung, über die zentrale Druckspindel sehr einfach und präzise von nur einer Person an dem abzuziehenden Teil angesetzt werden. Das Y-förmige fahrbare Trägergestell mit den 4 Leichtlaufrollen, inklusive Feststellmöglichkeit, ermöglicht die einfache und komfortable Anbringung des Abziehers und garantiert einen sicheren Stand bei allen Anwendungen.

Das Aufbringen der Abziehkraft auf den mit einer zentralen Druckspindel ausgestatteten Druckzylinder erfolgt durch eine zwei-stufige Elektro-Hydraulikpumpe, welche mittels Motorfernbedienung bedient wird. Der Anwender wird so nicht der Verletzungsgefahr durch evtl. abspringende Teile ausgesetzt. Einen zusätzlichen Schutz bietet dabei auch die Unfallschutzplane, welche den Abzieher beim Abziehvorgang umhüllt. Auch in weiteren Sicherheitsmerkmalen setzt der GOLIATH Maßstäbe. So gewährleisten eine mechanische Sicherung und zusätzliche Hydraulikventile eine Höhenverstellung des Abziehers und ein sicheres Arbeiten, selbst unter höchster Belastung.

Art.-No.		 mm	 inch	 mm	 inch		max. US t	 Volt	 kg
GOLIATH-256	102714	500	19 ¹¹ / ₁₆	300	11 ¹³ / ₁₆	400-1000	22.5	230	234
GOLIATH-356	102752	900	35 ⁷ / ₁₆	520	20 ¹⁵ / ₃₂	400-1000	33	230	257
GOLIATH-556	102783	1200	47 ¹ / ₄	700	27 ⁹ / ₁₆	400-1000	55	230	328

PULLING INSTRUCTION / ABZIEHANLEITUNG

1. Preparing / Vorbereitung



The puller can be moved by a crane using the provided mounting eyelets. Durch die vorhandenen Aufhängungs-ösen kann der Abzieher mit Hilfe von Kransystemen bewegt werden.



Close the shut-off valve before operating the hand pump. Das Absperrventil muss vor Betätigung der Handpumpe geschlossen werden.



Use the hand pump to raise the puller to the necessary height. Durch Betätigen der Handpumpe wird die Abziehvorrichtung auf die erforderliche Höhe gebracht.



Fit the pulling hooks to the part to be pulled.
Die Abzughaken müssen am abzuziehenden Teil angebracht werden.



Place the pulling hooks on the part to be pulled and secure them with a wrench. Ensure that they are properly fitted and make uniform contact.
Die Abzughaken an das abzuziehende Teil anlegen und mit einem Schraubenschlüssel festziehen. Auf den richtigen Sitz und ein gleichmäßiges Anliegen der Haken achten!



Fit the hand crank on the square end of the spindle. Then turn the crank until the spindle is centered and pretensioned hand-tight.
Die Handkurbel wird auf den Vierkant der Spindel gesteckt. Dann wird die Spindel mit der Handkurbel zentriert und handfest vorgespannt.

2. Safety protection / Sicherung



The spindle must be centered and pre-tensioned hand-tight using the hand crank.
Die Spindel muss mit Hilfe der Handkurbel zentriert und handfest vorgespannt werden.




Completely surround the puller with a protective tarp (UFP-3).
Die Abziehvorrichtung komplett mit Schutzplane (UFP-3) umhüllen.



Keep a safe distance away during the removal process. If possible, leave the hazard area. Always wear protective goggles. (This applies to all people in the area. Danger from breakage and splinters!)
Maximalen Schutzabstand während des Abziehvorgangs einnehmen. Gefahrenzone möglichst verlassen. Unbedingt eine Schutzbrille tragen. (Gilt für alle Personen im Raum / Bruch- und Splittergefahr!)

3. Durchführung / Performance



Plug the power cable of the GOLIATH puller into a 230-V electrical outlet.
Den GOLIATH mit dem Netzkabel an eine 230 Volt Stromquelle anschließen.




Put the power switch in the On (I) position.
Netzschalter auf Ein=I stellen.



A pressure gauge can be fitted to check the applied pulling force.
Zum kontrollierten Aufbringen der Abziehkraft ist ein Manometer angebracht.





Close the shut-off valve for starting the pulling process.

Das Absperrventil muss auf „zu“ gestellt werden um den Abziehvorgang zu starten.



Start the pulling process with the remote control unit.

Den Abziehvorgang mit der Fernbedienung starten.



The pulling process.
Der Abziehvorgang.



After completion of the pulling process, open the shut-off valve. The spindle retracts automatically.

Nach Beendigung des Abziehvorgangs das Absperrventil in Position „Auf“ bringen. Die Spindel fährt automatisch zurück.





Step on the foot pedal while opening the shut-off valve of the hand pump.

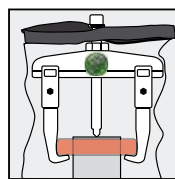
Das Fußpedal treten und dabei gleichzeitig das Absperrventil der Handpumpe öffnen.



The puller returns to the initial position.
Der Abzieher fährt auf die Ausgangsposition zurück.



Attention!
Wear eyeprotection and safety shoes!
Wichtig!
Schutzbrille und Sicherheitsschuhe tragen!



Attention! Safety first!

For additional protection, we recommend wrapping a KUKKO UFP-3 accident prevention tarp around the puller and the part to be pulled.

Achtung! Safety first!

Als zusätzlicher Schutz wird die KUKKO Unfallschutzplane **UFP-3** empfohlen, die über den Abzieher und das abziehende Teil gespannt wird.



Mobile hydraulic puller "GOLIATH"

HY

Mobile KUKKO puller for heavy industry, railways, power plants and other applications where large bearings, gear wheels or similar parts must be dismantled.

GOLIATH-56








Description

- With a pulling force of up to 50 tonnes, it is ideal for really big pulling jobs.
- The central pressure spindle of the GOLIATH puller can be attached to the part to be pulled very easily and precisely by just one person thanks to the combination of hydraulic height adjustment and mechanical fine adjustment.
- The puller can be positioned easily and conveniently using the Y-shaped mobile support frame with four easy-rolling, lockable castors, which also ensures stable placement for all applications.
- The pulling force is applied by a cylinder ram equipped with a central pressure spindle, which is actuated by a two-stage, electrically-driven hydraulic pump with remote motor control.
- This avoids exposing users to the risk of injury from flying parts.

Advantage

- The puller can be used with 2 or 3 jaws.
- An accessory separator fixture can be fitted quickly and easily.
- Modular system can be expanded with other extractor types.
- Almost all components available as replacement parts, time-saving order process thanks to numbering system.

Art.-No.	 40211761	 inch	 inch	 J x	 Volt	max. US t
GOLIATH-256	-102714	19 3/4	11 7/8	3	230	22
GOLIATH-356	-102752	35 3/8	20 1/2	3	230	33
GOLIATH-556	-102783	47 1/4	27 5/8	3	230	55

Mobile hydraulic separator "GOLIATH" and hydraulic puller

HY

Mobile KUKKO puller for heavy industry, railways, power plants, and other applications requiring the removal of large bearings, gear wheels, or similar parts.

GOLIATH-00













Description

- With a pulling force of up to 50 tonnes, it is ideal for really big pulling jobs.
- The central pressure spindle of the GOLIATH puller can be attached to the part to be pulled very easily and precisely by just one person thanks to the combination of hydraulic height adjustment and mechanical fine adjustment.
- The puller can be positioned easily and conveniently using the Y-shaped mobile support frame with four easy-rolling, lockable castors, which also ensures stable placement for all applications.
- The pulling force is applied by a cylinder ram equipped with a central pressure spindle, which is actuated by a two-stage, electrically-driven hydraulic pump with remote motor control.
- This avoids exposing users to the risk of injury from flying parts.

Advantage

- The model is equipped with a separator, but can also be combined with hydraulic systems.
- Modular system can be expanded with other extractor types.
- Almost all components available as replacement parts, time-saving order process thanks to numbering system.

Art.-No.	 inch	 inch	 inch	 inch	 inch	 J x	 t	 t	 t	 Volt
GOLIATH-200	19 3/4	11 13/16	11 13/16	1 - 6 1/8	5 3/8 - 11 7/8	3	20	15	15	230
GOLIATH-300	35 3/8	20 1/2	20 1/2	1 3/16 - 9 7/8	7 1/8 - 16 1/2	3	30	25	20	230
GOLIATH-500	47 1/4	27 5/8	20 1/2	3 3/16 - 16 1/2	7 1/8 - 15 3/4	3	50	35	30	230



Mobile hydraulic separator "GOLIATH"

HY

Mobile KUKKO puller for heavy industry, railways, power plants, and other applications requiring the removal of large bearings, gear wheels, or similar parts.

GOLIATH-18








Description

- With a pulling force of up to 50 tonnes, it is ideal for really big pulling jobs.
- The central pressure spindle of the GOLIATH puller can be attached to the part to be pulled very easily and precisely by just one person thanks to the combination of hydraulic height adjustment and mechanical fine adjustment.
- The puller can be positioned easily and conveniently using the Y-shaped mobile support frame with four easy-rolling, lockable castors, which also ensures stable placement for all applications.
- The pulling force is applied by a cylinder ram equipped with a central pressure spindle, which is actuated by a two-stage, electrically-driven hydraulic pump with remote motor control.
- This avoids exposing users to the risk of injury from flying parts.

Advantage

- The model is equipped with a separator, but can also be combined with hydraulic systems.
- Modular system can be expanded with other extractor types.
- Almost all components available as replacement parts, time-saving order process thanks to numbering system.

Art.-No.	 40211761	 inch	 inch	 inch	 Volt	max. US t
GOLIATH-218	-102707	11 13/16	1 - 6 1/8	5 3/8 - 11 7/8	230	16.5
GOLIATH-318	-102745	20 1/2	1 3/16 - 9 7/8	7 1/8 - 16 1/2	230	22
GOLIATH-518	-102776	20 1/2	3 3/16 - 16 1/2	7 1/8 - 15 3/4	230	33

David extraction cart

HY

David








Description

- The DAVID workshop system is designed for use with a variety of tools.
- Workshop trolley also suitable for individual use when uncoupled from the work unit.
- Can be equipped with up to three of the popular KUKKO WT workshop wall panels.
- Continuous height adjustment of 500 to 1000 mm with self-locking lifting spindle, adjustable pivot angle.
- Extendable tool tray.

Advantage

- Available anywhere anytime in your workshop thanks to the mobility of the workshop trolley.
- Individual assembly of components for your workshop system.
- Safe operations.
- Supports easy installation of the puller.
- Ergonomic design ensures easy handling with heavy pullers and components.

Art.-No.	 40211761	 inch	 inch	 inch	 inch
David-0	-140617	49 1/4	53 5/8	19 3/4	24 7/8

Protective blankets for extraction jobs

ST

UFP







Description

- For disassembly and extraction jobs, the application of greater force is often necessary. It can happen that whole parts abruptly detach themselves, that parts break, disassemble themselves and debris starts flying around uncontrollably. To prevent these potential risks of an accident, KUKKO accident protection tarps can be used to safely enclose workpieces and tools before any force is applied.
- Highly elastic, tear-resistant and oil-resistant material.
- Protective blankets are delivered for careful storage in the Sortimo case.

Advantage

- The transparent blanket enables close observation, control and monitoring of all removal processes safely while working.

Art.-No.	 40211761	 inch	 inch	
UFP-1	-445118	43 3/8	19 3/4	L-Boxx
UFP-2	-445293	59 1/16	26 3/8	L-Boxx
UFP-3	-445378	157 1/2	51 3/16	L-Boxx



Hydraulic external puller sets

HY

For removal of particularly large and tight bearings, gears, discs, etc. in industry and commercial vehicles.

Y-56








Description

- Large range for use in industry, commercial vehicles and farm machinery.
- Hydraulic hollow ram.
- Hydraulic hand pump, gauge and hoses.
- 2- and 3-jaw pullers.

Advantage

- Arranged and space-efficient custody in the metal case.
- Almost all components available as replacement parts, time-saving order process thanks to numbering system.

Art.-No.		 inch	 inch	$J \times$	 t	 t
Y28-256	-036811	11 1/32 - 19 3/4	11 7/8	3	15	20
Y38-356	-037801	13	20 1/2	3	25	30
Y58-556	-038631	18 1/8	27 5/8	3	45	50

Hydraulic push/pull device sets

HY

For separation and internal extraction of particularly large and tight bearings, gears, discs, etc. in industry and commercial vehicles.

Y-18










Description

- Large range for use in industry, commercial vehicles and farm machinery.
- Hydraulic hollow ram.
- Hydraulic hand pump, gauge and hoses.
- Separator blade.
- Internal extractor.

Advantage

- Arranged and space-efficient custody in the metal case.
- Almost all components available as replacement parts, time-saving order process thanks to numbering system.

Art.-No.		 inch	 inch	 inch	 t	 t	 t
Y28-218	-036651	18 1/2	1 - 6 1/8	5 1/4 - 11 3/4	15	15	10
Y38-318	-037641	20 1/2	1 3/16 - 9 7/8	7 - 16 1/4	25	20	20
Y58-518	-038891	26	3	9 1/4 - 21	35	30	25

Universal hydraulic gear and bearing puller set

HY

For removal, separation and internal extraction of particularly large and tight bearings, gears, discs, etc. in industry and commercial vehicles.

Y-00












Description

- Large range for use in industry, commercial vehicles and farm machinery.
- Hydraulic hollow ram.
- Hydraulic hand pump, gauge and hoses.
- 2- and 3-jaw pullers.
- Separator blade.

Advantage

- Arranged and space-efficient custody in the metal case.
- Almost all components available as replacement parts, time-saving order process thanks to numbering system.

Art.-No.		 inch	 inch	 inch	$J \times$	 t	 t	 t	 t	 t
Y28-200	-870828	11 1/32 - 19 3/4	11 7/8	1 - 6 1/8	3	15	20	15	15	10
Y38-300	-870835	13	20 1/2	1 3/16 - 9 7/8	3	25	30	25	20	20
Y58-500	-870842	18 1/8	27 5/8	3	3	45	50	35	30	25

11





Display

For optimal display of KUKKO tools in your business.



Wall panel

For the clean and orderly storage of various KUKKO pullers in your workshop.



Workshop tool trolley

That can be combined with drawers for the proven KUKKO L-BOXX system





Workshop equipment

Werkstatt-Ausrüstung

12

Merchandiser.....	188
Verkaufswand	
Wall panels.....	189
Wandtafeln	
K-Cube.....	193
K-Cube	





Display

ST

For optimal display of KUKKO tools in your business.

INDUSTRIE




Description

- More information about the products on this wall is provided on our website in the field "+ content".
- Illuminated display.

Advantage

- The combination of tools is based on many years of user experience in various industries.
- KUKKO supports the setup and training of your employees on the various products and pulling principles. Contact us for an individual consult.
- Labeling ensures simple replenishment of all distributed products.
- Complete easy-to-manage package.

Art.-No.	 4021176
EVLW-1-INDUSTRIE	-487842

Merchandise, automotive pullers

ST

For optimal display of KUKKO tools in your business.

KFZ



Description

- More information about the products on this wall is provided on our website in the field "+ content".
- Illuminated display.

Advantage

- The combination of tools is based on many years of user experience in various industries.
- KUKKO supports the setup and training of your employees on the various products and pulling principles. Contact us for an individual consult.
- Labeling ensures simple replenishment of all distributed products.
- Complete easy-to-manage package.

Art.-No.	 4021176
EVLW-1-KFZ	-487866

Merchandise, automotive pullers / commercial vehicle / agricultural machinery

ST

For optimal display of KUKKO tools in your business.

NFZ



Description

- More information about the products on this wall is provided on our website in the field "+ content".
- Illuminated display.

Advantage

- The combination of tools is based on many years of user experience in various industries.
- KUKKO supports the setup and training of your employees on the various products and pulling principles. Contact us for an individual consult.
- Labeling ensures simple replenishment of all distributed products.
- Complete easy-to-manage package.

Art.-No.	 4021176
EVLW-1-NFZ	-487873



Puller product range - hydraulic exterior pulling - TOP

ST

For clean and orderly storage of various KUKKO products in your workshop.

WT-002






Description

- The combination of tools is based on many years of user experience in various industries.
- More information about the products on this wall is provided on our website in the field "+ content".

Advantage

- Complete easy-to-manage package.
- Central access to products for every employee in the workshop.
- Appreciate the KUKKO modular principle and combine the various types of pullers "Made in Germany".

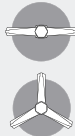
Art.-No.		 inch	 inch	J x	max. US t	Stück pieces
WT-002	-890567	4 - 7 7/8	3 7/8 - 5 7/8	3	7.5	11

Puller product range - exterior pulling - BASIC

ST

For clean and orderly storage of various KUKKO products in your workshop.

WT-003






Description

- The combination of tools is based on many years of user experience in various industries.
- More information about the products on this wall is provided on our website in the field "+ content".

Advantage

- Complete easy-to-manage package.
- Central access to products for every employee in the workshop.
- Appreciate the KUKKO modular principle and combine the various types of pullers "Made in Germany".

Art.-No.		 inch	 inch	J x	Stück pieces
WT-003	-890574	4 - 7 7/8	3 7/8 - 5 7/8	3	10

Puller product range - exterior pulling - BASIC+

ST

For clean and orderly storage of various KUKKO products in your workshop.

WT-003+S






Description

- The combination of tools is based on many years of user experience in various industries.
- More information about the products on this wall is provided on our website in the field "+ content".

Advantage

- Complete easy-to-manage package.
- Central access to products for every employee in the workshop.
- Appreciate the KUKKO modular principle and combine the various types of pullers "Made in Germany".

Art.-No.		 inch	 inch	J x	Stück pieces
WT-003+S	-141461	4 - 7 7/8	3 7/8 - 5 7/8	3	10

Puller product range - automotive

ST

For clean and orderly storage of various KUKKO products in your workshop.

WT-005








Description

- The tools for the WT-005 are compiled especially for the automotive sector.
- More information about the products on this wall is provided on our website in the field "+ content".

Advantage

- Much of applicable repair work on the engine, chassis, disc, etc., can be done quite easily and with high quality.
- With the KUKKO tool board, tools are always visible and clearly organised in your workshop.
- Appreciate the KUKKO modular principle and combine the various types of pullers "Made in Germany".

Art.-No.		 inch	 inch	 inch	 inch	Stück pieces
WT-005	-038518	2 3/8 - 7 7/8	2 - 6 3/4	3/16 - 3	3/8-1 1/16	11



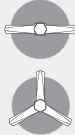


Puller product range - commercial vehicles - BASIC

ST

For clean and orderly storage of various KUKKO products in your workshop.

WT-008








Description

- The combination of tools is based on many years of user experience in various industries.
- More information about the products on this wall is provided on our website in the field "+ content".

Advantage

- Complete easy-to-manage package.
- Central access to products for every employee in the workshop.
- Appreciate the KUKKO modular principle and combine the various types of pullers "Made in Germany".

Art.-No.		 inch	 inch	 inch	 x	max. US t	Stück pieces
WT-008	-890604	7 7/8	5 7/8 - 7 7/8	7/8 - 4 1/2	3	11	11

Puller product range - commercial vehicles - TOP

ST

For clean and orderly storage of various KUKKO products in your workshop.

WT-010









Description

- The tools are compiled especially for the commercial vehicle sector.
- More information about the products on this wall is provided on our website in the field "+ content".

Advantage

- Complete easy-to-manage package.
- Central access to products for every employee in the workshop.
- Appreciate the KUKKO modular principle and combine the various types of pullers "Made in Germany".

Art.-No.		 inch	 inch	 inch	 inch	 x	max. US t	Stück pieces
WT-010	-890628	9 7/8	7 7/8	7/8 - 4 1/2	1 3/8 - 1 5/8	3	8,5	10

Puller product range - automotive - axle

ST

For clean and orderly storage of various KUKKO products in your workshop.

WT-030






Description

- The combination of tools is based on many years of user experience in various industries.
- More information about the products on this wall is provided on our website in the field "+ content".

Advantage

- Complete easy-to-manage package.
- Central access to products for every employee in the workshop.


Art.-No.		 inch	 inch	Stück pieces
WT-030	-893490	1 - 6 1/8	2 1/4 - 4 3/8	6

Puller product range - commercial vehicles - axle

ST

For clean and orderly storage of various KUKKO products in your workshop.

WT-031






Description

- The combination of tools is based on many years of user experience in various industries.
- More information about the products on this wall is provided on our website in the field "+ content".

Advantage

- Complete easy-to-manage package.
- Central access to products for every employee in the workshop.

Art.-No.		 inch	 inch	Stück pieces
WT-031	-914584	5 1/4 -	4 3/4 - 15	5



Puller product range - industrial - TOP

ST

For clean and orderly storage of various KUKKO products in your workshop.

WT-50








Description

- The combination of tools is based on many years of user experience in various industries.
- More information about the products on this wall is provided on our website in the field "+ content".

Advantage

- Complete easy-to-manage package.
- Central access to products for every employee in the workshop.

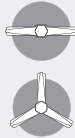
Art.-No.		 inch	 inch	 inch	 x	max. US t
WT-50	-951114	0 - 7 7/8	3 7/8 - 11 7/8	7/8 - 4 1/2	3	4.5



Puller product range - industrial - BASIC

ST

30-20-T








Description

- The combination of tools is based on many years of user experience in various industries.
- More information about the products on this wall is provided on our website in the field "+ content".

Advantage

- Complete easy-to-manage package.
- Central access to products for every employee in the workshop.
- Appreciate the KUKKO modular principle and combine the various types of pullers "Made in Germany".

Art.-No.		 inch	 inch	 inch	 x	Stück pieces
30-20-T	-875717	0 - 7 7/8	3 7/8 - 11 7/8	7/8 - 4 1/2	3	13



Puller product range - industrial - BASIC+

ST

For clean and orderly storage of various KUKKO products in your workshop.

30-20+T







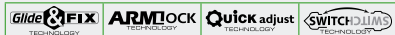
Description

- The combination of tools is based on many years of user experience in various industries.
- More information about the products on this wall is provided on our website in the field "+ content".

Advantage

- Complete easy-to-manage package.
- Central access to products for every employee in the workshop.
- Appreciate the KUKKO modular principle and combine the various types of pullers "Made in Germany".

Art.-No.		 inch	 inch	 inch	Stück pieces
30-20+T	-141454	0 - 7 7/8	3 7/8 - 11 7/8	7/8 - 4 1/2	14



Puller product range - universal

ST

For clean and orderly storage of various KUKKO products in your workshop.

220-T






Description

- The combination of tools is based on many years of user experience in various industries.
- More information about the products on this wall is provided on our website in the field "+ content".

Advantage

- Complete easy-to-manage package.
- Central access to products for every employee in the workshop.

Art.-No.		 inch	 inch	Stück pieces
220-T	-778759	5 1/8 - 17 3/4	3 3/16 - 15 3/4	4





Puller product range - interior pulling - BASIC

ST

For clean and orderly storage of various KUKKO products in your workshop.

WT-017



Description

- The combination of tools is based on many years of user experience in various industries.
- More information about the products on this wall is provided on our website in the field "+ content".

Advantage

- Complete easy-to-manage package.
- Central access to products for every employee in the workshop.

Art.-No.							max.	Stück pieces
		inch	inch	inch	inch	inch	US t	
WT-017	-141478	3/16 - 2 3/4	1 - 3 3/8	2 7/8 - 5 1/4	2 3/16 - 3 7/8	4 3/4 - 6 1/2	4	19

Puller product range - interior pulling - TOP

ST

For clean and orderly storage of various KUKKO products in your workshop.

WT-018



Description

- The combination of tools is based on many years of user experience in various industries.
- More information about the products on this wall is provided on our website in the field "+ content".

Advantage

- Complete easy-to-manage package.
- Central access to products for every employee in the workshop.

Art.-No.								max.	Stück pieces
		inch	inch	inch	J x	inch	inch	US t	
WT-018	-141485	2 3/8 - 6 3/8	2 - 5 7/8	3/16 - 2 3/4	2	1 - 3 3/8	2 3/16 - 3 7/8	4	15

Puller product range - separating

ST

For clean and orderly storage of various KUKKO products in your workshop.

WT-019



Description

- The combination of tools is based on many years of user experience in various industries.
- More information about the products on this wall is provided on our website in the field "+ content".

Advantage

- Complete easy-to-manage package.
- Central access to products for every employee in the workshop.

Art.-No.							J x	max.	Stück pieces
		inch	inch	inch	inch	inch		US t	
WT-019	-141492	2 - 3 3/4	2 3/4 - 6 3/4	4 7/8 -	3/16 - 4 1/2	2 3/8 - 7 7/8	2	5.5	6

Puller product range - automotive - chassis suspension

ST

For clean and orderly storage of various KUKKO products in your workshop.

WT-014



Description

- The combination of tools is based on many years of user experience in various industries.
- More information about the products on this wall is provided on our website in the field "+ content".

Advantage

- Complete easy-to-manage package.
- Central access to products for every employee in the workshop.

Art.-No.					J x			Stück pieces
		inch	inch	inch		inch	inch	
WT-014	-890635	3 3/4	6 3/4	3/4 - 1 5/8	2	2	3 3/8	10



Ferrule product range - all steel - Premium

ST

For clean and orderly storage of various KUKKO products in your workshop.

WT-020





Description

- The combination of tools is based on many years of user experience in various industries.
- More information about the products on this wall is provided on our website in the field "+ content".

Advantage

- Complete easy-to-manage package.
- Central access to products for every employee in the workshop.

Art.-No.		 mm	Stück pieces
WT-020	-141508	6 3/8 x 3 3/16; 9 7/8 x 3 7/8; 9 7/8 x 4 3/4; 11 7/8 x 5 1/2; 7 7/8 x 3 7/8	15

Ferrule product range - malleable cast - Premium

ST

For clean and orderly storage of various KUKKO products in your workshop.

WT-021





Description

- The combination of tools is based on many years of user experience in various industries.
- More information about the products on this wall is provided on our website in the field "+ content".

Advantage

- Complete easy-to-manage package.
- Central access to products for every employee in the workshop.

Art.-No.		 mm	Stück pieces
WT-021	-141515	6 3/8 x 3 3/16; 9 7/8 x 3 7/8; 9 7/8 x 4 3/4; 11 7/8 x 5 1/2	12

Wall panel, blank

ST

For the clean and orderly storage of various KUKKO pullers in your workshop.

WT-000



Art.-No.	
WT-000	-890550

Workshop tool trolley

ST

Workshop tool trolley that can be combined with drawers for the proven KUKKO L-BOXX system.

K-CubeBoxx





Description

- Tilt-resistant with stable design.
- Smooth and stable load castors, including two with brakes.
- Simple loading of extracts with KUKKO-L-Boxx cases.
- Fully assembled prior to delivery, including black rubber mat in the storage compartment.

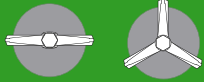
Advantage

- Ideal work height for use in workshops and industry.
- Smooth-running extracts and self-closing mechanism for the drawers.
- KUKKO L-BOXX - quickly and easily adjustable with quick locking mechanism.
- Simply remove the drawers to use the large L+BOXX separately.

Art.-No.		
K-CubeBoxx	-909986	4

12






Pulling jaws, series 20 and 30

Series	Dimensions of the puller jaws	A inch	B inch	C inch	D inch	E inch	J inch
20 20+ 30 30+		1/8	3/4	5/8	1 1/4	3/8	3 7/8
		3/16	7/8	3/4	1 5/8	3/8	5 7/8
		3/16	1 3/8	1 1/2	2 5/8	3/4	7 7/8
20 20+ 30 30+		1/8	3/4	5/8	1 1/4	3/8	7 7/8
		1/8	3/4	5/8	1 1/4	3/8	9 7/8
		3/16	7/8	3/4	1 5/8	3/8	11 7/8
		3/16	1 3/8	1 1/2	2 5/8	3/4	11 7/8
		3/16	1 3/8	1 1/2	2 5/8	3/4	15 3/4
		3/16	1 3/8	1 1/2	2 5/8	3/4	19 3/4
20-S 20+S 30-S 30+S		3/32	1 3/16	1/4	5/8	-	3 7/8
		3/16	1 1/4	3/8	3/4	-	5 7/8
		1/4	1 3/8	3/4	2 1/16	-	7 7/8
20-S 20+S 30-S 30+S		3/32	1 3/16	1/4	5/8	-	7 7/8
		3/32	1 3/16	1/4	5/8	-	9 7/8
		3/16	1 1/4	3/8	3/4	-	11 7/8
		1/4	1 3/8	3/4	1 5/8	-	11 7/8
		1/4	1 3/8	3/4	1 5/8	-	15 3/4
		1/4	1 3/8	3/4	1 5/8	-	19 3/4
20-S-T 20+S-T 30-S-T 30+S-T		1/8	7/8	1/4	1/2	5/8	3 7/8
		1/8	7/8	1/4	1/2	5/8	7 7/8
		1/8	7/8	1/4	1/2	5/8	9 7/8





	QUICK adjust TECHNOLOGY	suitable for  KUKKO-pullers:		QUICK adjust TECHNOLOGY	suitable for  KUKKO-pullers:
Art.-No. Pair	Art.-No. Pair		Art.-No. Set	Art.-No. Set	
1-90-P	1-92-P	20-1; 20-10	1-90-S	1-92-S	30-1; 30-10
2-150-P	2-152-P	20-2; 20-20	2-150-S	2-152-S	30-2; 30-20
3-200-P	3-202-P	20-3; 20-30; 20-4; 20-40	3-200-S	3-202-S	30-3; 30-30; 30-4; 30-40
1-190-P	1-192-P	20-1; 20-10	1-190-S	1-192-S	30-1; 30-10
1-250-P	1-252-P	20-1; 20-10	1-250-S	1-252-S	30-1; 30-10
2-300-P	2-302-P	20-2; 20-20	2-300-S	2-302-S	30-2; 30-20
3-300-P	3-302-P	20-3; 20-30; 20-4; 20-40	3-300-S	3-302-S	30-3; 30-30; 30-4; 30-40
3-400-P	3-402-P	20-3; 20-30; 20-4; 20-40	3-400-S	3-402-S	30-3; 30-30; 30-4; 30-40
3-500-P	3-502-P	20-3; 20-30; 20-4; 20-40	3-500-S	3-502-S	30-3; 30-30; 30-4; 30-40
1-91-P	1-93-P	20-1; 20-10	1-91-S	1-93-S	30-1; 30-10
2-151-P	2-153-P	20-2; 20-20	2-151-S	2-153-S	30-2; 30-20
3-201-P	3-203-P	20-3; 20-30	3-201-S	3-203-S	30-3; 30-30
1-191-P	1-193-P	20-1; 20-10	1-191-S	1-193-S	30-1; 30-10
1-251-P	1-253-P	20-1; 20-10	1-251-S	1-253-S	30-1; 30-10
2-301-P	2-303-P	20-2; 20-20	2-301-S	2-303-S	30-2; 30-20
3-301-P	3-303-P	20-3; 20-30	3-301-S	3-303-S	30-3; 30-30
3-401-P	3-403-P	20-3; 20-30	3-401-S	3-403-S	30-3; 30-30
3-501-P	3-503-P	20-3; 20-30	3-501-S	3-503-S	30-3; 30-30
1-94-P	1-95-P	20-1; 20-10	1-94-S	1-95-S	30-1; 30-10
1-194-P	1-195-P	20-1; 20-10	1-194-S	1-195-S	30-1; 30-10
1-254-P	1-255-P	20-1; 20-10	1-254-S	1-255-S	30-1; 30-10



Pulling hooks


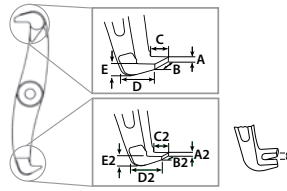
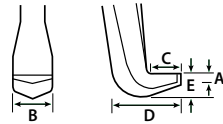
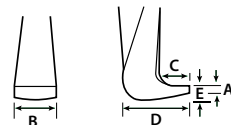
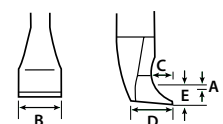
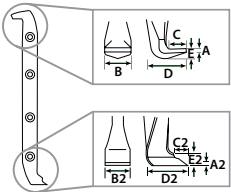
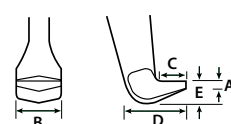
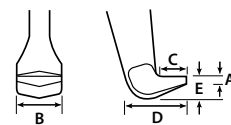
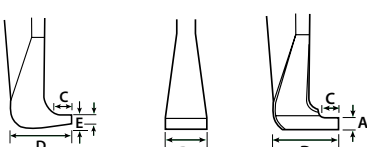
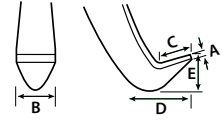
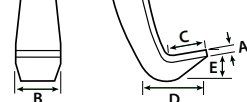
Series	Dimensions of the puller jaws	A inch	B inch	C inch	D inch	E inch	C2 inch	E2 inch
12-1 - 12-3		1/8	5/8	1/2	1	3/4	-	-
		1/8	3/4	1/2	1 1/8	3/4	-	-
		3/16	3/4	5/8	1 3/8	1 1/8	-	-
12-4 - 12-7		3/16	3/4	3/4	2 3/8	3/4	3/4	1 3/16
		3/16	3/4	3/4	2 3/8	3/4	3/4	1 3/16
		3/16	1 1/8	3/4	2 3/4	3/4	3/4	1 3/16
		3/16	1 1/8	3/4	2 3/4	3/4	3/4	1 3/16
14		1/8	7/8	1/8	3/8	-	-	-
		3/16	1 3/16	3/16	1/16	-	-	-
		3/16	1 3/16	3/16	1/16 - 1/8	-	-	-
		1/8	3/8	1/8	3/8	-	-	-
		3/16	1 3/16	3/16	1/16 - 1/8	-	-	-
41 42		1/8	3/8	1/4	5/8	3/16	-	-
		1/8	3/8	3/8	5/8	3/16	-	-
		1/8	3/8	3/8	5/8	3/16	-	-
		1/8	3/4	1/2	3/4	1/4	-	-
		3/16	7/8	3/4	1 3/8	3/8	-	-
		3/16	1 3/8	3/4	1 3/8	5/8	-	-
43 44 45		1/8	3/8	3/8	3/4	3/16	-	-
		1/8	3/8	3/8	3/4	3/16	-	-
		1/8	3/8	3/8	18,5	3/16	-	-
		1/8	5/8	3/8	3/4	1/4	-	-
		1/8	3/4	5/8	1 3/16	3/8	-	-
		1/8	3/4	3/4	1 1/4	1/2	-	-
		1/8	1 1/32	3/4	3/4	1/2	-	-
		3/16	1 1/8	3/4	1 5/8	5/8	-	-
		3/16	1 1/8	3/4	1 5/8	5/8	-	-
		1/4	3/8	3/4	2 3/8	3/4	-	-
46 47		3/8	1 3/16	3/4	2	3/4	-	-
		1/4	1 3/16	3/4	2	3/4	-	-
110		1/8	1/2	3/16	5/8	1/4	-	-
		3/16	5/8	3/8	1	1/2	-	-
		1/4	3/4	1/2	1 3/16	5/8	-	-
		3/8	3/4	1/2	1 3/8	3/4	-	-
		3/8	3/4	1/2	1 3/8	3/4	-	-
112 113		10°	3/8	1/4	1/2	3/16	-	-
		15°	3/8	1/4	1/2	3/16	-	-
		15°	5/8	3/8	5/8	1/4	-	-
		15°	5/8	3/8	5/8	5,5	-	-
		5°	3/4	3/8	3/4	6,5	-	-
120 130		3/16	3/4	5/8	1 1/4	3/8	-	-
		3/16	3/4	5/8	1 1/4	3/8	-	-
		3/16	1 1/8	3/4	1 3/4	5/8	-	-
		3/16	1 1/8	3/4	1 3/4	5/8	-	-



Art.- No.	built in  KUKKO-pullers:	Art.- No.	built in  KUKKO-pullers:
-	-	12-1-100-S	12-1
-	-	12-2-125-S	12-2
-	-	12-3-180-S	12-3
-	-	12-4-225-E	12-4
-	-	12-5-275-E	12-5
-	-	12-6-300-E	12-6
-	-	12-7-350-E	12-7
14-1-85-P	14-1	-	-
14-2-125-P	14-2	-	-
14-3-160-P	14-3	-	-
14-01-85-P	14-01	-	-
14-03-160-P	14-03	-	-
41-0-40-P	41-0	42-0-40-S	42-0
41-1-65-P	41-1	42-1-65-S	42-1
41-2-80-P	41-2	42-2-80-S	42-2
41-3-120-P	41-3	42-3-120-S	42-3
41-4-160-P	41-4	42-4-160-S	42-4
41-5-200-P	41-5	42-5-200-S	42-5
43-1-50-P	43-1	43-11-50-S	43-11
43-2-70-P	43-2	43-12-70-S	43-12
43-3-80-P	43-3	43-13-80-S	43-13
44-1-100-P	44-1	45-1-100-S	45-1
44-2-120-P	44-2	45-2-120-S	45-2
44-3-160-P	44-3	45-3-160-S	45-3
44-4-200-P	44-4	45-4-200-S	45-4
44-5-250-P	44-5	45-5-250-S	45-5
44-6-275-P	44-6	45-6-275-S	46-6
-	-	45-7-350-S	45-7
46-300	46-1-A; 46-1-B 46-2-A; 46-2-B	46-300	47-1-A; 47-1-B 47-2-A; 47-2-B
46-450	46-2-A; 46-2-B	46-450	47-2-A; 47-2-B
110-01-50-P	110-01; 110-02	-	-
110-1-100-P	110-1; 110-10	-	-
110-2-150-P	110-2; 110-20	-	-
110-3-200-P	110-3	-	-
110-4-250-P	110-4	-	-
112-1-45-P	112-1	-	-
112-10-70-P	112-10	-	-
112-2-70-P	112-2	-	-
112-20-100-P	112-20	113-20-100-S	113-20
112-3-165-P	112-3	113-3-165-S	113-3
0-100-P	120-1; 120-10	0-100-S	130-10
0-148-P	120-2	0-148-S	130-2
0-150-P	120-20	0-150-S	130-20
0-200-P	120-3; 120-30	0-200-S	130-3



Pulling hooks

Series	Dimensions of the puller jaws	A inch	B inch	C inch	D inch	E inch	A2 inch	B2 inch	C2 inch	D2 inch	E2 inch	 inch
201 202 203 208-0		1/8	3/8	3/8	3/4	1/4	1/8	3/8	3/16	5/8	1/4	-
		1/8	5/8	1/2	1	1/4	1/8	3/8	3/8	7/8	1/4	-
		3/16	1 1/32	3/4	1 3/8	1/4	1/8	3/4	3/4	1 3/8	1/4	3/8
		3/16	1 1/32	3/4	1 3/8	1/2	3/16	1 1/32	3/4	1 3/8	1/2	3/8
		3/8	1 1/32	7/8	1 3/4	3/4	3/8	1 1/32	3/4	1 5/8	3/4	-
		3/8	3/8	1/8	1 1/2	3/8	1/4	1/4	1/8	3/8	1/4	-
		3/16	3/8	3/8	5/8	3/16	3/16	3/8	3/8	3/4	3/16	-
208 209		1/8	5/8	1/2	1 1/32	3/8	-	-	-	-	-	-
		3/16	3/4	3/4	1 3/16	1/2	-	-	-	-	-	-
204		3/16	7/8	1/2	7/8	3/8	-	-	-	-	-	-
		1/8	1	1/2	1	3/8	-	-	-	-	-	-
		3/16	1 3/16	7/8	1 3/8	5/8	-	-	-	-	-	-
204-0		1/8	3/4	3/8	3/4	3/16	-	-	-	-	-	-
		1/8	1	3/8	3/4	1/4	-	-	-	-	-	-
210		3/16	1	5/8	1 3/8	3/8	1/8	1	3/16	1	3/4	-
		3/16	1	5/8	1 5/8	5/8	1,5	1	3/16	1 3/8	7/8	-
		3/16	1	5/8	2	5/8	1/8	1	3/16	1 1/4	7/8	-
205 206 207		1/8	5/8	1/2	1 1/16	3/8	-	-	-	-	-	-
		1/8	3/4	5/8	1 5/8	3/8	-	-	-	-	-	-
		3/16	1	5/8	2	3/4	-	-	-	-	-	-
		3/16	1 3/16	3/4	1 7/8	3/4	-	-	-	-	-	-
		3/8	1 3/16	7/8	1 7/8	3/4	-	-	-	-	-	-
		3/16	1 3/16	7/8	2 1/4	3/4	-	-	-	-	-	-
482 483		1/8	3/8	3/8	3/8	3/16	-	-	-	-	-	-
		1/8	3/8	3/8	1/2	3/16	-	-	-	-	-	-
		1/8	5/8	3/8	3/4	3/8	-	-	-	-	-	-
		1/8	5/8	3/8	7/8	3/8	-	-	-	-	-	-
		1/8	5/8	1/2	1	3/8	-	-	-	-	-	-
		1/4	1 3/16	3/4	1 5/8	3/8	-	-	-	-	-	-
820 844 845		1/4	1 3/16	3/4	1 5/8	3/8	-	-	-	-	-	-
		1/4	1 1/32	1/2	1 5/8	-	-	-	-	-	-	-
		1/4	1 1/32	1/2	1 1/2	-	-	-	-	-	-	-
		1/4	1 1/32	5/8	1 3/4	-	-	-	-	-	-	-
		1/4	1 1/32	1/2	1 5/8	-	-	-	-	-	-	-
		1/4	1 1/32	1/2	1 3/4	-	-	-	-	-	-	-
Y-205 Y-206		3/16	1 3/16	1	4	1 3/8	-	-	-	-	-	-
		1/4	1 1/2	1 3/16	4 7/8	1 5/8	-	-	-	-	-	-
		3/8	1 3/16	1 5/8	6 1/8	2 1/2	-	-	-	-	-	-
Y-208		3/16	1	5/8	2	3/4	-	-	-	-	-	-
		3/16	1 3/16	7/8	2 1/4	3/4	-	-	-	-	-	-



Art.- No. Pair	built in  KUKKO-pullers:	Art.- No. Set	built in  KUKKO-pullers:	built in  KUKKO-pullers:
201-075-P	201-0	202-075-S	202-0	203-0
201-1-85-P	201-1	202-1-85-S	202-1	203-1
201-2-130-P	201-2	202-2-130-S	202-2	203-2
201-3-260-P	201-3	202-3-260-S	202-3	203-3
201-4-300-P	201-4	202-4-300-S	202-4	203-4
201-S-P	201-S	202-S-S	202-S	-
208-0-100-P	208-0	209-0-100-S	209-0	-
208-01-125-P	208-01	209-01-125-S	209-01	-
208-02-190-P	208-02	209-02-190-S	209-02	-
204-1-90-P	204-1	-	-	-
204-2-100-P	204-2	-	-	-
204-3-140-P	204-3	-	-	-
204-0-70-P	204-0	-	-	-
204-02-100-P	204-02 204-V	-	-	-
210-1-170-P	210-1	-	-	-
210-2-270-P	210-2	-	-	-
210-3-325-P	210-3	-	-	-
205-00-100-P	205-00	206-00-100-S	206-00; 207-00	-
205-01-150-P	205-01	206-01-150-S	206-01; 207-01	-
205-02-220-P	205-02	206-02-220-S	206-02; 207-02; 206-02-B; 207-02-B	-
205-1-280-P	205-1	206-1-280-S	206-1; 207-1; 206-1-B; 207-1-B	-
205-2-400-P	205-2	206-2-400-S	206-2; 207-2; 206-2-B; 207-2-B; 209-2-B	-
205-3-540-P	205-3	206-3-540-S	206-3; 207-3; 206-3-B; 207-3-B	-
482-1-40-P	482-1	-	-	-
482-2-90-P	482-2	483-2-90-S	483-2	-
482-3-150-P	482-3	483-3-150-S	483-3	-
482-4-200-P	482-4	483-4-200-S	483-4	-
482-5-250-P	482-5	483-5-250-S	483-5	-
820-225-P	820-0	-	-	-
844-100	844-1-B	844-100	845-1-B	-
844-150	844-2-B	844-150	845-2-B	-
844-200	844-4-B	844-200	845-4-B	-
844-250	844-3-B	844-250	845-3-B	-
844-251	844-5-B	844-251	845-5-B	-
Y205-00	Y20-205 ; Y28-205	Y205-00	Y20-206; Y28-206	-
Y305-00	Y30-205; Y38-205	Y305-00	Y30-206; Y38-206	-
Y505-00	Y50-205; Y58-205	Y505-00	Y50-206; Y58-206	-
-	-	206-02-220-S	Y05-208; Y08-208	-
-	-	206-3-540-S	Y10-208; Y18-208	-



200-U.....	69	21-4-E.....	79	28-4.....	56	32-2.....	148	483-4.....	60
200-UM.....	69	21-40.....	78	28-A.....	81	33.....	148	483-5.....	60
201-0.....	62	21-41.....	78	28-B.....	81	34-0.....	148	486-1.....	56
201-1.....	62	21-42.....	78	28-C.....	83	34-1.....	148	49-0-S.....	161
201-2.....	62	21-43.....	78	28-D.....	83	38.....	150	49-01.....	161
201-3.....	62	21-44-E.....	78	29-A-69.....	91	4-SP-P.....	41	49-02.....	161
201-4.....	62	21-44.....	78	3-200-P.....	36	4-SP-S.....	41	49-03.....	161
201-5.....	62	21-45.....	78	3-200-S.....	36	40-3.....	150	49-04.....	161
202-0.....	63	21-46.....	78	3-201-P.....	37	40-5.....	150	49-05.....	161
202-1.....	63	21-4.....	78	3-201-S.....	37	406-100.....	167	49-06.....	161
202-2.....	63	21-5-E.....	79	3-202-P.....	39	406-105.....	167	49-1.....	161
202-3.....	63	21-5.....	78	3-202-S.....	39	406-110.....	167	49-2.....	161
202-4.....	63	21-6-E.....	79	3-203-P.....	40	406-115.....	167	49-3.....	161
202-5.....	62	21-6.....	78	3-203-S.....	40	406-120.....	167	49-4.....	161
203-0.....	63	21-7-E.....	79	3-250-P.....	36	406-24.....	167	49-5.....	161
203-1.....	63	21-7.....	78	3-250-S.....	36	406-27.....	167	49-6.....	161
203-2.....	63	21-8.....	78	3-300-P.....	36	406-30.....	167	49-7.....	161
203-3.....	63	21-89.....	78	3-300-S.....	36	406-32.....	167	49-8.....	161
203-4.....	63	21-90.....	78	3-301-P.....	37	406-34.....	167	49-9.....	161
204-02.....	64	21-9.....	78	3-301-S.....	37	406-36.....	167	49-A.....	162
204-0.....	64	21-V-040.....	79	3-302-P.....	39	406-38.....	167	49-B.....	162
204-1.....	64	21-V-060.....	79	3-302-S.....	39	406-41.....	167	49-C.....	162
204-2.....	64	21-V-0.....	79	3-303-P.....	40	406-46.....	167	49-T-1.....	160
204-30.....	144	21-V-080.....	79	3-303-S.....	40	406-50.....	167	49-T-2.....	160
204-3.....	64	21-V-310.....	79	3-400-P.....	36	406-55.....	167	49-T-3.....	160
204-44.....	148	210-1.....	65	3-400-S.....	36	406-60.....	167	49-T-4.....	160
204-V.....	153	210-2.....	65	3-401-P.....	37	406-65.....	167	49-T-5.....	160
205-00.....	53	210-3.....	65	3-401-S.....	37	406-70.....	167	49-T-A.....	161
205-01.....	53	219-1.....	49	3-402-P.....	39	406-75.....	167	49-U-11.....	160
205-02-B.....	53	22-0-1.....	80	3-402-S.....	39	406-80.....	167	49-U-12.....	160
205-02.....	53	22-0-2.....	80	3-403-P.....	40	406-85.....	167	49-U-13.....	160
205-1-B.....	53	22-0.....	80	3-403-S.....	40	406-90.....	167	49-U-14.....	160
205-1.....	53	22-1-AS.....	84	3-500-P.....	36	406-95.....	167	49-U-15.....	160
205-2-B.....	53	22-1.....	80	3-500-S.....	36	41-0.....	50	49-U-B.....	160
205-2.....	53	22-2.....	80	3-501-P.....	37	41-1.....	50	5-SP-P.....	41
205-3-B.....	53	22-3.....	80	3-501-S.....	37	41-2.....	50	50-1.....	162
205-3.....	53	22-4.....	80	3-502-P.....	39	41-3.....	50	50-2.....	162
205-65.....	55	22-5.....	80	3-502-S.....	39	41-4.....	50	50-3.....	162
205-80.....	55	220-02.....	61	3-503-P.....	40	41-5-B.....	50	51-1.....	162
205-95.....	55	220-03.....	61	3-503-S.....	40	41-5.....	50	51-2.....	162
206-00.....	54	220-K.....	61	30-1-2.....	22	42-0.....	51	51-3.....	162
206-01.....	54	220-T.....	191	30-1-5-T.....	27	42-1.....	51	52.....	162
206-02-B.....	54	2200-1.....	157	30-1-S.....	25	42-2.....	51	53-10.....	163
206-02.....	54	2200-2.....	157	30-10-2.....	22	42-3.....	51	53-12.....	163
206-1-B.....	54	2200-3.....	157	30-10-P3.....	23	42-4.....	51	53-14.....	163
206-1.....	54	2200-4.....	157	30-10-S-T.....	27	42-5-B.....	51	53-16.....	163
206-2-B.....	54	2200.....	157	30-10-S.....	25	42-5.....	51	53-18.....	163
206-2.....	54	220.....	61	30-10-SP-T.....	27	43-001.....	57	53-20.....	163
206-3-B.....	54	221-G.....	85	30-10-SP.....	25	43-011.....	57	53-22.....	163
206-3.....	54	222-S.....	103	30-10.....	21	43-11.....	58	53-24.....	163
207-00.....	55	222-U.....	103	30-1.....	21	43-12.....	58	53-30.....	163
207-01.....	55	223-G.....	85	30-2-3-B.....	22	43-13.....	58	53-5.....	163
207-02-B.....	55	223-K.....	85	30-2-3.....	22	43-1.....	58	53-6.....	163
207-02.....	55	223.....	84	30-2-B.....	21	43-2.....	58	53-7.....	163
207-1-B.....	55	224-1.....	85	30-2-S.....	25	43-3.....	58	53-8.....	163
207-1.....	55	224-2.....	85	30-20-3-B.....	22	44-1.....	58	53.....	163
207-2-B.....	55	225-1.....	156	30-20-3.....	22	44-2.....	58	54-2-M.....	124
207-2.....	55	225-2.....	156	30-20-B.....	21	44-3.....	58	54-2.....	124
207-3-B.....	55	225-3.....	156	30-20-P2.....	23	44-4.....	58	54-3-M.....	124
207-3.....	55	225-SK.....	155	30-20-S.....	25	44-5.....	58	54-3.....	124
207-65.....	55	225.....	145	30-20-SP.....	25	44-6.....	58	55-0-M.....	124
207-80.....	55	229-1-2.....	151	30-20-T.....	191	45-1.....	59	55-0.....	124
207-95.....	55	229-1.....	151	30-20.....	21	45-2.....	59	55-1-M.....	124
208-01.....	70	229-2.....	151	30-2.....	21	45-3.....	59	55-1.....	124
208-02.....	70	229-3.....	151	30-3-25.....	22	45-4.....	59	55-2-M.....	124
208-0.....	70	230-I.....	155	30-3-3-B.....	22	45-5.....	59	55-2.....	124
208-2-B.....	71	230-S.....	143	30-3-3.....	22	45-6.....	59	55-3-M.....	124
209-01.....	70	230.....	143	30-3-4-B.....	22	45-7.....	59	55-3.....	124
209-02.....	70	23.....	103	30-3-4.....	22	46-1-A.....	51	55-4-M.....	124
209-0.....	71	24-A.....	83	30-3-5-B.....	22	46-1-B.....	52	55-4.....	124
209-2-B.....	71	24-B.....	83	30-3-5.....	22	46-2-A.....	51	56-1-M.....	125
21-0-E.....	79	24-C.....	83	30-3-B.....	21	46-2-B.....	52	56-1.....	125
21-00-E.....	79	25-A.....	82	30-3-P3.....	23	47-1-A.....	52	56-2-M.....	125
21-00.....	78	25-B.....	82	30-3-S.....	25	47-1-B.....	52	56-2.....	125
21-01-E.....	79	25-C.....	82	30-3-SP.....	25	47-2-A.....	52	56-3-M.....	125
21-01.....	78	25-D.....	82	30-30-B.....	21	47-2-B.....	52	56-3.....	125
21-02.....	78	25-K.....	82	30-30.....	21	48.....	153	58-UNC10.....	142
21-0.....	78	25-N.....	82	30-3.....	21	482-1.....	60	58-UNC12.....	142
21-1-E.....	79	26-A.....	81	30-40.....	21	482-2.....	60	58-UNC14.....	142
21-1.....	78	26-B.....	81	30-4.....	21	482-3.....	60	58-UNC38.....	142
21-2-E.....	79	27-A.....	85	30-5.....	21	482-4.....	60	58-UNC516.....	142
21-2.....	78	28-1.....	56	31-1.....	147	482-5.....	60	58-UNC58.....	142
21-3-E.....	79	28-2.....	56	31-2.....	147	483-2.....	60	58-UNC716.....	142
21-3.....	78	28-3.....	56	32-1.....	148	483-3.....	60	58-UNC916.....	142



600-17.....	49	720-028.....	137	845-858.....	116	WT-030.....	190	Y218-11.....	173, 177
608080.....	43	728T-A0.....	104	880-800.....	117	WT-031.....	190	Y218-12-P.....	176
608130.....	43	728T-A01.....	104	880-801.....	117	WT-50.....	191	Y218-31-P.....	176
609087.....	43	728T-A1.....	104	880-802.....	117			Y218-33.....	176
609105.....	43	728T-A11.....	104	9-1-ERS.....	47	Y		Y28-180.....	175
610070.....	43	728T-A2.....	104	9-1.....	47	Y-01-17.....	177	Y28-200.....	185
610094.....	43	728T-A21.....	104	9-2-ERS.....	47	Y-02-17.....	177	Y28-205.....	170
610110.....	43	728T-A3.....	104	9-2.....	47	Y-03-17.....	177	Y28-206.....	171
610120.....	43	728T-A31.....	104	9-3-ERS.....	47	Y-04-17.....	177	Y28-218.....	176, 185
612080.....	43	728T-A4.....	104	9-3.....	47	Y-05-17.....	177	Y28-256.....	171, 185
612110.....	43	728T-A41.....	104	97-1.....	47	Y-06-17.....	177	Y30-180.....	177
612130.....	43	728T729.....	105	97-2.....	47	Y-07-17.....	177	Y30-205.....	172
612150.....	43	729T-J0.....	104	97-3.....	47	Y-08-17.....	177	Y30-206.....	173
612200.....	43	729T-J01.....	104	97-4.....	47	Y-09-17.....	177	Y300-00.....	179
614135.....	43	729T-J1.....	104	98-1.....	157	Y-10-17.....	177	Y305-00.....	172
614160.....	43	729T-J11.....	104	98-2.....	157	Y-11-17.....	177	Y305-20.....	172
614200.....	43	729T-J2.....	104			Y-12-17.....	177	Y306-30.....	172
614250.....	43	729T-J21.....	104	D		Y-13-17.....	177	Y318-03.....	176
616220.....	43	729T-J3.....	104	David-0.....	184	Y-14-17.....	177	Y318-04.....	176
616270.....	43	729T-J31.....	104			Y-15-17.....	177	Y318-10.....	173, 177
616325.....	43	729T-J4.....	104	E		Y-16-17.....	177	Y318-11.....	173, 177
618068.....	43	729T-J41.....	104	EVLW-1-INDUSTRIE.....	188	Y-17-17.....	177	Y318-33.....	176
618105.....	43	75.....	46	EVLW-1-KFZ.....	188	Y-18-17.....	177	Y318-36-P.....	176
618175.....	43	8-01-176.....	47	EVLW-1-NFZ.....	188	Y-19-17.....	177	Y318-37-P.....	176
618210.....	43	8-01.....	47	G		Y-20-17.....	177	Y318-38-P.....	176
620172.....	43	8-02-176.....	47	GOLIATH-200.....	183	Y-215-2.....	175	Y318-39-P.....	176
620230.....	43	8-02.....	47	GOLIATH-218.....	184	Y-215-3.....	175	Y318-41-P.....	176
620250.....	43	8-1-B.....	46	GOLIATH-256.....	183	Y-215-4.....	175	Y38-180.....	175
621130.....	43	8-1-ERS.....	46	GOLIATH-300.....	183	Y-221-E.....	175	Y38-205.....	170
621170.....	43	8-1-F.....	46	GOLIATH-318.....	184	Y-315-4.....	175	Y38-206.....	171
621220.....	43	8-2-ERS.....	46	GOLIATH-356.....	183	Y-315-5.....	175	Y38-300.....	185
621300.....	43	8-2-K.....	46	GOLIATH-500.....	183	Y-321-E.....	175	Y38-318.....	176, 185
621355.....	43	8-2-M.....	46	GOLIATH-518.....	184	Y-515-5.....	175	Y38-356.....	171, 185
623150.....	43	8-HP-100.....	120	GOLIATH-556.....	183	Y-515-6.....	175	Y50-180.....	177
623170.....	43	800-050.....	118	K		Y-515-7.....	175	Y50-205.....	172
623230.....	43	800-100.....	118	K-16.....	84	Y-521-E.....	175	Y50-206.....	173
623260.....	43	800-150.....	118	K-20-15.....	29	Y-57-10.....	125	Y500-00.....	179
623325.....	43	800-626.....	118	K-2030-10-S-T.....	27	Y-57-10.....	170	Y505-00.....	172
623360.....	43	800-ERS.....	118	K-2030-10-S.....	24	Y-57-19.....	125	Y505-20.....	172
623450.....	43	800-ERS.....	46	K-2030-10.....	19	Y-57-19.....	170	Y506-30.....	172
626300.....	43	800017.....	46	K-2030-20.....	19	Y-57-24.....	125	Y518-03.....	176
626400.....	43	800.....	118	K-2030-20-B.....	19	Y-57-24.....	170	Y518-07-P.....	176
626500.....	43	800.....	46	K-2030-20-S.....	24	Y-57-32.....	125	Y518-08-P.....	176
633400.....	35, 43	801-ERS.....	118	K-2030-20+S.....	25	Y-57-32.....	170	Y518-09-P.....	176
633500.....	43	801-ERS.....	46	K-2030-20+S+B.....	26	Y-57-41.....	125	Y518-10.....	173, 177
633600.....	43	801.....	118	K-204-02-210-1.....	65	Y-57-41.....	170	Y518-11.....	173, 177
637350.....	35, 43	801.....	46	K-204-V-210-1.....	144	Y-57-50.....	125	Y518-31-P.....	176
637500.....	43	802-ERS.....	118	K-22-A-E.....	82	Y-57-50.....	170	Y518-33.....	176
637600.....	43	802-ERS.....	46	K-22-B-E.....	82	Y-57-60.....	125	Y58-180.....	175
65-0.....	145	802.....	118	K-22-C-E.....	82	Y-57-60.....	170	Y58-205.....	170
65-1.....	145	802.....	46	K-482.....	60	Y-5710M.....	125	Y58-206.....	171
65-2.....	145	804.....	118	K-486-1.....	57	Y-5710M.....	170	Y58-500.....	185
66-1.....	145	804.....	46	K-54-B.....	124	Y-5719M.....	125	Y58-518.....	176, 185
66-2.....	145	818-0.....	114	K-58-M05-M10.....	142	Y-5719M.....	170	Y58-556.....	171, 185
66-3.....	145	818-021.....	114	K-70-A.....	100	Y-5724M.....	125	YCH-604.....	179
69-A.....	101	818-100.....	115	K-70-B.....	100	Y-5724M.....	170	YCR-400.....	179
69-B.....	101	818-150.....	115	K-70-C.....	100	Y-5732M.....	125	YDB-27E.....	179
69-C.....	101	818-215.....	115	K-CubeBoxx.....	193	Y-5732M.....	170	YDB-33E.....	179
699904.....	46	818-250.....	119	KS-22-01.....	84	Y-5741M.....	125	YDB-55E.....	179
699915.....	46	818-280.....	119	KS-22-02.....	84	Y-5741M.....	170	YDG-20E.....	179
699975.....	46	820-0.....	116	M		Y-5750M.....	125	YDG-30E.....	179
70-01.....	100	844-000.....	112	Micro.....	67	Y-5750M.....	170	YDG-50E.....	179
70-011.....	100	844-020.....	112	T		Y-5760M.....	125	YDM-20E.....	179
70-012.....	100	844-1-B.....	112	T-AW-20.....	105	Y-5760M.....	170	YDM-30E.....	179
70-02.....	100	844-100.....	112	T-AW-40.....	105	Y-60-100.....	150	YDM-50E.....	179
70-021.....	100	844-150.....	112			Y-60-100.....	170	YF-200.....	171
70-022.....	100	844-2-B.....	112	U		Y05-208.....	174	YGA-2.....	171
70-4.....	101	844-200.....	112	UFP-1.....	184	Y08-208.....	174	YHP-320.....	171
70-4730.....	101	844-250.....	112	UFP-2.....	184	Y10-208.....	174	YHP-321.....	171
70-4731.....	101	844-251.....	112	UFP-3.....	184	Y18-208.....	174	YHP-324.....	171
70-4733.....	101	844-3-B.....	112			Y20-180.....	177	YHP-325.....	171
70-4734.....	101	844-4-B.....	112	W		Y20-205.....	172	YHP-326.....	171
70-B.....	101	844-5-B.....	112	WT-000.....	193	Y20-206.....	173	YM-235.....	171
71-K.....	102	844-626.....	119	WT-002.....	189	Y200-00.....	179	YRE-050.....	178
71-L.....	102	845-000.....	112	WT-003.....	189	Y205-00.....	172	YRE-101.....	178
71-M.....	103	845-1-B.....	112	WT-005.....	189	Y205-20.....	172	YRE-102.....	178
71-M.....	156	845-150.....	113	WT-008.....	190	Y206-30.....	172	YRH-202.....	178
71.....	102	845-2-B.....	112	WT-010.....	190	Y218-03.....	176	YRH-206.....	178
720-002.....	137	845-250.....	113	WT-014.....	192	Y218-04.....	176	YRH-302.....	178
720-003.....	137	845-3-B.....	112	WT-017.....	192	Y218-06-P.....	176	YRH-603.....	178
720-004.....	137	845-4-B.....	112	WT-018.....	192	Y218-07-P.....	176	YSM-100.....	178
720-005.....	137	845-5-B.....	112	WT-019.....	192	Y218-08-P.....	176	YSM-200.....	178
720-006.....	137	845-851.....	113	WT-020.....	193	Y218-09-P.....	176		
720-008.....	137	845-855.....	114	WT-021.....	193	Y218-10.....	173, 177		



ALPHABETICAL TABLE OF CONTENTS

2

2 Extensions for pulling devices (pair).....	92
2 extremely narrow jaws (pair).....	38
2 extremely narrow, quick adjusting jaws (pair).....	41
2- and 3-jaw puller set with two different pulling hooks types.....	25
2- and 3-jaw puller set with two different pulling hooks types and hydraulic spindle.....	26
2-jaw Auto-Snap pullers in display package.....	60
2-jaw bearing pullers "Cobra" with separating claw and side clamp.....	64
2 jaw extensions (pair).....	49
2-jaw puller.....	153
2-jaw puller "Cobra" for inner races with side clamp.....	153
2-jaw puller for brake linkage adjusters.....	144
2-jaw puller for fan wheels.....	62
2-jaw puller for vibration dampers with quick adjusting jaws.....	154
2-jaw pullers.....	16
2-jaw pullers for roller bearings, swedish model.....	59
2-jaw pullers with quick adjusting capability and T-jaws with claw feet.....	56
2-jaw pullers with reversible double-end jaws.....	62
2-jaw puller with cone-driven spread adjuster.....	61
2-jaw puller with extremely narrow jaws, in set.....	26
2-jaw puller with narrow jaw, in set.....	24
2-jaw puller with reversible double-end jaws.....	70
2-jaw puller with short hydraulic spindle.....	34
2-jaw puller with short hydraulic spindle.....	116
2-jaw puller with short hydraulic spindle.....	116
2-jaw puller with swiveling jaws (without hydraulic hollow ram for pump drive) ...	172
2-jaw quick adjusting pullers.....	56
2-jaw separator pullers "Cobra" with adjustable reach.....	65
2-jaw small part puller with self-centering jaws.....	57
2 narrow jaws (pair).....	37
2 narrow, quick adjusting jaws (pair).....	40
2 pulling arms (pair).....	36
2 pulling arms with adjustable length (pair).....	41
2 quick adjusting jaws (pair).....	39

3

3 extremely narrow jaws (set).....	38
3 extremely narrow, quick adjusting jaws (set).....	41
3-jaw "alligator" pullers with pre-settable jaws.....	66
3-jaw bearing puller with self-centering pulling hook and long hydraulic spindle (with handle).....	120
3-jaw combination puller set with locking mechanism.....	57
3-jaw combination pullers with reversible double-end jaws.....	63
3-jaw combination puller with adjustable reach and swiveling jaws.....	55
3-jaw combination puller with adjustable reach and swiveling jaws.....	55
3-jaw combination puller with adjustable reach, long hydraulic spindle and swiveling jaws (including mechanical pressure screw).....	55
3-jaw combination puller with locking mechanism in plastic bag.....	56
3-jaw combination puller with swiveling jaws (without hydraulic cylinder for pump drive).....	174

3 jaw extensions (set).....	49
3-jaw puller for fan wheels.....	62
3-jaw puller, high performance is guaranteed.....	33
3-jaw pullers for roller bearings, swedish model.....	59
3-jaw pullers with adjustable reach.....	35
3-jaw pullers with adjustable reach and long hydraulic spindle.....	35
3-jaw pullers with reversible double-end jaws.....	63
3-jaw puller with cone-driven spread adjuster.....	61
3-jaw puller with extremely narrow jaws, in set.....	27
3-jaw puller with long hydraulic spindle, high performance is guaranteed.....	33
3-jaw puller with long hydraulic spindle (including mechanical pressure screw).....	51
3-jaw puller with pre-settable jaws for inside and outside pulling.....	66
3-jaw puller with reversible double-end jaws.....	71
3-jaw puller with self-centering jaws.....	155
3-jaw puller with self-centering jaws.....	156
3-jaw puller with swiveling jaws (without hydraulic hollow ram for pump drive) ..	173
3-jaw small part puller with self-centering jaws.....	57
3 narrow jaws (set).....	37
3 narrow, quick adjusting jaws (set).....	40
3 pulling arms (set).....	36
3 quick adjusting jaws (set).....	39

A

Accessories for hollow rams.....	173
Accessories for hollow rams.....	177
Accessories for hydraulic pullers.....	172
Accessories for hydraulic pulling devices.....	176
Adjustable ball joint extractors for heavy trucks.....	134
Adjustable ball joint extractors lever type, for all passenger cars, commercial vehicles and medium-sized trucks.....	132
Adjustable ball joint extractors lever type for passenger-cars.....	131
Adjustable ball joint extractors lever type for passenger-cars.....	133
Adjustable ball joint extractors lever type for passenger cars and light commercial vehicles.....	132
Adjustable ball joint extractors lever type, special model for passenger cars with aluminium chassis.....	132
Adjustable ball joint extractors lever type, universal for medium-sized and heavy trucks, busses and construction vehicles.....	133
Adjustable ball joint extractors with hydraulic ram for heavy trucks.....	134
Auxiliary hydraulic ram.....	47

B

Ball bearing extracting set with counterstay and slide hammer.....	82
Ball bearing extractors and pulling arm sets.....	101
Ball bearing extractor sets for deep-groove ball bearings.....	101
Ball bearing extractor sets "Universal".....	101
Ball bearing puller „PULLPO“.....	100
Ball joint extractor.....	130
Ball joint extractor.....	130
Ball joint extractors.....	130
Ball joint extractors.....	136
Ball joints extractor for trucks "Universal".....	136
Ball joints extractor with short hydraulic spindle.....	133
Battery terminal puller.....	153
Bearing fitting tool kit, light outdoor installation set.....	102
Bearing fitting tool kit made of steel, heavy duty.....	102
Bearing fitting tool kit made of steel, heavy duty.....	102



Bolt extractors, american shape with broad flutes 161
 Bolt extractor set..... 160
 Bolt extractor set, american shape with broad flutes 161
 Bolt extractor sets 162
 Bolt extractor set "Super Traction..... 161
 Bolt extractors german, shape with narrow flutes 161
 Bolt extractors "Super Traction..... 160
 Bolt extractors with drills and drill-guide..... 160
 Bolt hole puncher..... 157
 Bracket hook with slide hammer..... 151
 Brake caliper tools set 144
 Brake piston retractor..... 145

C

Chain splitting and riveting tool..... 156
 Chain wrench 149
 Circlip pliers, external..... 104
 Circlip pliers, internal 104
 Circlip pliers service set 105
 Clamp for 2-jaw pullers..... 49
 Clamp spring spreader for VW-exhaust system 146
 Clipping device for fluid hoses..... 154
 Counterstays 80
 Cylinder liner puller set 84

D

David extraction cart..... 184
 Deflection tool for injectors..... 155
 Detaching tool for car-door inside panel 155
 Disk brake pad remover..... 144
 Display 186
 Display 188
 Double-edged, mechanic nut splitters 124

E

Europäer 167
 Extensions for internal extractors..... 79
 Extractor for parts with tapholes..... 84

F

Farm and workshop puller with jaws in varying lengths, in set with metal case 69
 Farm and workshop puller with jaws of varying lengths, in set..... 69
 Ferrule product range - all steel - Premium..... 193
 Ferrule product range - malleable cast - Premium 193
 Flange spreaders (pair) 166
 Flang type axle puller..... 143
 Fork separators..... 131
 For pulling particularly tight bearings, gears, discs, etc..... 71
 For pulling particularly tight bearings, gears, discs, etc..... 71
 For removing bearings, gears, discs, etc. 56
 For removing bearings, gears, discs, etc. for tight or difficult-to-access spaces. 31

H

High-flow coupling 179
 Hub puller 151
 Hub puller with slide hammer (4 and 5 hole hub)..... 151

Hydraulic 2-jaw puller with swiveling jaws,
 with hydraulic hollow ram for pump drive 170
 Hydraulic 3-jaw combination puller with swiveling jaws,
 with hydraulic cylinder for pump drive 174
 Hydraulic 3-jaw puller with swiveling jaws,
 with hydraulic hollow ram for pump drive..... 171
 Hydraulic "4 Puller" - Set with self-centering pulling arms 113
 Hydraulic "6 Pullers" - Set with self-centering pulling arms..... 113
 Hydraulic "10 Pullers" - Set with self-centering pulling arms..... 113
 Hydraulic bearing puller and extractor set 115
 Hydraulic bearing puller set 115
 Hydraulic bearing puller set 115
 Hydraulic bell-shaped drop arm puller..... 136
 Hydraulic cylinder rams with collar threads 178
 Hydraulic external puller sets..... 171
 Hydraulic external puller sets..... 185
 Hydraulic hand pump, gauge and hoses..... 171
 Hydraulic hollow rams 178
 Hydraulic hub puller..... 150
 Hydraulic hub puller..... 151
 Hydraulic pulling device (including mechanical pressure screw) 92
 Hydraulic push/pull device sets..... 176
 Hydraulic push/pull device sets..... 185
 Hydraulic push/pulling device with hydraulic hollow ram for pump drive 175
 Hydraulic wheel puller for low-floor bus: MB Citaro, MAN, Neoplan..... 150
 Hydraulic wheel puller for low-floor bus: MB Citaro, MAN, Neoplan..... 170

I

Inductive heater..... 105
 Internal extractors..... 78, 114, 175
 Internal extractor with slide hammer 85

K

Key-lifter for keys in slots 83
 KUKKO Special grease for pressure spindles..... 46
 KUKKO Thread Repair Set 142
 KUKKO Thread Repair System in the TANOS® - Systainer..... 142

L

Lift cylinder 178
 Long hydraulic spindles..... 46
 Long hydraulic spindles..... 47
 Long hydraulic spindles with handle..... 120

M

Mechanical nut splitter set..... 124
 Mechanical pressure screw..... 118
 Mechanical pressure screws 119
 Merchandiser, automotive pullers / commercial vehicle / agricultural machinery.... 188
 Merchandiser, automotiv pullers..... 188
 Mobile hydraulic puller "GOLIATH" 183
 Mobile hydraulic separator "GOLIATH" 184
 Mobile hydraulic separator "GOLIATH" and hydraulic puller 183
 Mounting for hydraulic cylinder 179



N	
Needle bearing extractors	78
O	
Oil filter wrench	149
Open-end slogging spanners (~DIN 133)	166
P	
Passenger car V-belt pulley set for all passenger car types	155
Percussion type bearing extractor sets	81
Pin drive	137
Pin drive set	137
Piston pin driver	147
Piston ring compressor	146
Piston ring spreaders	147
Pressure pad bricks	49
Pressure pads for hollow rams	179
Protective blankets for extraction jobs	184
Puller for cam wheels (VW/Audi)	154
Puller, high performance is guaranteed	33
Puller product range - automotive	189
Puller product range - automotive - axle	190
Puller product range - automotive - chassis suspension	192
Puller product range - commercial vehicles - axle	190
Puller product range - commercial vehicles - BASIC	190
Puller product range - commercial vehicles - TOP	190
Puller product range - exterior pulling - BASIC	189
Puller product range - exterior pulling - BASIC+	189
Puller product range - hydraulic exterior pulling - TOP	189
Puller product range - industrial - BASIC	191
Puller product range - industrial - BASIC+	191
Puller product range - industrial - TOP	191
Puller product range - interior pulling - BASIC	192
Puller product range - interior pulling - TOP	192
Puller product range - separating	192
Puller product range - universal	191
Pulling bolts and extensions	119
Pulling chuck for deep groove bearing inner races	103
Pulling device	121, 143
Pulling device for truck axles, in case	143
Pulling devices	92
Pulling device with hydraulic screw	114
Pulling device with hydraulic spindle (with handle)	121
Pulling hook sets	100
PULLPO" ball bearing puller sets	100
Pulse wheel puller	157
Pump- driven hydraulic nut splitter	170
Pump- driven hydraulic nut splitter in a case	125, 170
Pumpenhydraulische Mutternsprenger	169
Push/pulling device (without hydraulic hollow ram for pump drive)	177
Seal disassembly tools	103
Seal pulling set (radial shaft seal) in case	103
Segmented internal extractor	79
Separating-sets	90
Separating-sets with quick clamping pressure spindle	91
Separators	90
Separators for hydraulic push/pull devices	175
Separators with quick clamping pressure spindle	91
Separators with 3 segments	121
Set of clamp spring tension wedges for VW-exhaust system	146
Set of extensions for internal extractors	79
Set of parallel-key and dowel-pin extractors	85
Set of screw adapters	93
Set of slide hammer and counterstays for extracting ball bearings and dowel-pins	83
Set of slide hammer for extracting ball bearings and dowel-pins	81
Set of stud pulling devices with screw adapters	145
Set of thread inserts	84
Set of two- and three-arm pullers with narrow jaws	24
Set of two- and three-arm pullers with narrow jaws	24
Set of universal 2- and 3-jaw pullers	19
Set of universal 2- and 3-jaw pullers with extremely narrow jaws	26
Set of universal 2- and 3-jaw pullers with extremely narrow, quick adjusting jaws	32
Sets of bearing extracting tools	82
Sets of bearing pulling and extracting tools	83
Sets of slide hammers in case	84
Short hydraulic spindles	46, 118
Single-edged, grease hydraulic nut splitters	125
Single-edged, mechanical nut splitters	124
Single soft scraper	157
Slide hammer devices	80
Slogging spanners (~DIN 7444)	167
Small-part puller	67
Small-part pullers, e.g. for speedometer cable pullers	67
Small-part pullers set	67
Spare parts for assembly 11	35
Spare parts for assembly 844/845	112
Special grease for pressure spindles	146
Spindle extension	118
Spreader for shock absorber mountings and steering parts	137
Spring compressor "MacPherson"	145
Spring compressor "Universal"	145
Steering head bearing fitting tool kit	103, 156
Steering wheel puller for steering wheel with spokes	148
Steering wheel pullers	147, 148
Step plate adapter sets for center-bored parts	177
Strap wrench	149
Stud pullers for confined spaces	163
Stud pullers set for confined spaces	163
Stud pullers with internal serration	162
Stud puller with extra wide working range	162
T	
Tie and connecting rod joint puller with hydraulic lift cylinder	135
Tie and connection rod joint puller for heavy trucks	134
Tool holder with ratchet	47
S	
Sales display "Economy"	68
Sales display for 2-jaw pullers	17, 28
Sales display for 2-jaw puller with narrow jaws	23, 30
Screw adapters (pair)	93



U

Universal 2-jaw and 3-jaw puller set with narrow, quick-adjusting pulling jaws31

Universal 2-jaw and 3-jaw puller set with quick-adjusting pulling jaws29

Universal 2-jaw "economy" puller with adjustable reach, long hydraulic spindle and swiveling jaws71

Universal 2-jaw puller, in set18

Universal 2-jaw pullers "Techno"69

Universal 2-jaw pullers "Vario"68

Universal 2-jaw pullers with adjustable reach34

Universal 2-jaw pullers with Auto-Snap60

Universal 2-jaw pullers with side clamp64

Universal 2-jaw puller with adjustable reach and long hydraulic spindle (including mechanical pressure screw)34

Universal 2-jaw puller with adjustable reach and swiveling jaws53, 70

Universal 2-jaw puller with adjustable reach, long hydraulic spindle and swiveling jaws(including mechanical pressure screw)53

Universal 2-jaw puller with extended jaws17

Universal 2-jaw puller with extremely narrow jaws26

Universal 2-jaw puller with extremely narrow, quick adjusting jaws32

Universal 2-jaw puller with long hydraulic spindle and extended jaws(including mechanical pressure screw)18

Universal 2-jaw puller with long hydraulic spindle and quick adjusting jaws(including mechanical pressure screw)28

Universal 2-jaw puller with long hydraulic spindle and swiveling jaws(including mechanical pressure screw)52

Universal 2-jaw puller with long hydraulic spindle(including mechanical pressure screw)16

Universal 2-jaw puller with long hydraulic spindle(including mechanical pressure screw)50

Universal 2-jaw puller with narrow jaws23

Universal 2-jaw puller with narrow jaws, in set, quick adjusting jaws31

Universal 2-jaw puller with narrow, quick adjusting jaws30

Universal 2-jaw puller with quick adjusting jaws28

Universal 2-jaw puller with self-centering jaws58

Universal 2-jaw puller with short hydraulic spindle and self-centering jaws112

Universal 2-jaw puller with swiveling jaws50, 51

Universal 3-jaw "economy" puller with adjustable reach, long hydraulic spindle and swiveling jaws71

Universal 3-jaw pullers21

Universal 3-jaw puller-set23

Universal 3-jaw pullers "Vario"68

Universal 3-jaw puller with adjustable reach and adjustable swiveling jaws54, 70

Universal 3-jaw puller with adjustable reach, long hydraulic spindle and swiveling jaws(including mechanical pressure screw)54

Universal 3-jaw puller with extended jaws22

Universal 3-jaw puller with extremely narrow jaws27

Universal 3-jaw puller with extremely narrow, quick adjusting jaws32

Universal 3-jaw puller with long hydraulic spindle21

Universal 3-jaw puller with long hydraulic spindle and extended jaws(including mechanical pressure screw)22

Universal 3-jaw puller with long hydraulic spindle and quick adjusting jaws(including mechanical pressure screw)30

Universal 3-jaw puller with long hydraulic spindle and swiveling jaws(including mechanical pressure screw)52

Universal 3-jaw puller with narrow jaws25

Universal 3-jaw puller with narrow jaws, in set25

Universal 3-jaw puller with narrow, quick adjusting jaws31

Universal 3-jaw puller with quick adjusting jaws29

Universal 3-jaw puller with self-centering jaws58, 59

Universal 3-jaw puller with short hydraulic spindle and self-centering jaws112

Universal 3-jaw puller with swiveling jaws51, 52

Universal adjustable ball joints extractors131

Universal drop arm puller148

Universal hub puller150

Universal hub puller, impact-/shock design150

Universal hydraulic 2-jaw and 3-jaw puller set19

Universal hydraulic gear and bearing puller set185

Universal hydraulic puller and extractor set with self-centering jaws with separator116

Universal hydraulic puller set with separator114

Universal KUKKO system for ball joint repairs130

Universal piston ring spreader147

Universal press frame for silent bushings117

Universal puller set85, 144

Universal puller set with separator29

Universal puller set with side clamp65

Universal puller with slide hammer61

Universal set of separator, puller and ball bearing extractor91

Universal spreader166

Universal whiper-arm puller152

Universal wiper arm puller152

Universal wiper arm puller sets152

V

Valve lifters154

W

Wall panel186

Wall panel, blank193

Workshop tool trolley186

Workshop tool trolley193



Fairs

KUKKO is on the spot

We are on several industry trade fairs, Innotrans, Automechanika, BearingNet Conference and Eisenwarenmesse. We always have an open ear for you. Just visit us or make an appointment at the booth.

Imprint

Company:

KUKKO Quality Tools Inc.
55 West Monroe Street
Suite 2900
Chicago, IL 60603
312-544-0505
312-544-0487
info@KUKKO-tools.com
www.KUKKO-tools.com

Phone:

Fax:

Mail:

Web:

© 2017 Kleinbongartz & Kaiser oHG · All rights reserved.
Unauthorized copying or distribution without written permission is strictly prohibited.

General catalogue / Gesamtkatalog

Our general terms of business form the basis of this catalogue. Measurements and weights are only approximate. All rights are reserved for alteration of models and finishes, mistakes and misprint. General Terms and Conditions of Delivery and Payment see www.KUKKO-tools.com

Diesem Katalog liegen unsere allgemeinen Geschäftsbedingungen zugrunde. Maße und Gewichte sind nur annähernd. Modell- und Ausführungsänderungen, Irrtümer und Druckfehler behalten wir uns vor. Allgemeine Liefer- und Zahlungsbedingungen siehe: www.KUKKO-tools.com



	Spannweite spread		Adapter Innenvierkant inner square drive (adapter)		Durchmesser des Sicherungs-Innenringes diameter of circlip (inner ring)
	Spanntiefe depth		Gewinde thread		Schlaghülsendurchmesser diameter of impact sleeves
	Höhe des Abzughakenfußes length of claw		Durchmesser des Gewindes thread diameter		Anzahl der Schlaghülsen number of impact sleeves
	Abzughakenlänge length of the jaw		Länge des Gewindes length of thread		Durchmesser des Schlagringes diameter of impact ring
	Höhe der Verlängerung length of extension		Gewindelänge der hydraulischen Spindel thread length of hydraulic spindle		Anzahl der Schlagringe number of impact rings
	Fußöffnung des Abzughakens opening of claw end		Spindelspitzendurchmesser diameter of cone end		Anzahl der Abstützringe number of rings
	Länge der Spindel spindle length		Spindelspitzenhöhe length of cone end		Bohrerdurchmesser diameter of drill
	Antrieb Außensechskant hexagon drive (male)		Spannweite der Zwinge spread of clamp		Durchmesser der Insert-Hülse diameter of insert sleeve
	Antrieb Außenvierkant square drive (male)		Mutterngröße nut size		Länge der Insert Hülse length of insert sleeve
	Antrieb Innensechskant hexagon drive (female)		Schneidbereich cutting area		Steigung der Insert Hülse thread pitch of insert sleeve
	Antrieb Innenvierkant square drive (female)		Länge ohne Druckspindel length (without pressure spindle)		Anzahl der Hülsen number of sleeves
	Gabelöffnung fork opening		Anzahl der Spanntiefenverstellung number of positions		Kettenbolzendurchmesser diameter of chain pin
	Gabelöffnung konisch fork opening (conical)		Anzahl der Arme number of jaws		Schlagweg length of impact area
	Hebelspannbereich opening range		Höhe des Zylinders height of cylinder		Schlagmasse mass
	Gabelöffnung fork opening		Hub cylinder stroke		Lenksäulendurchmesser diameter of steering column
	lichte Höhe clear height		Federspannbereich spread		Lochkreisdurchmesser diameter of bolt circle
	lichte Weite clear width		Federdurchmesser diameter		Spreizbereich spread area
	Fußstärke thickness (of material)		Anzahl der Federhalter number of segments		Gewindedurchmesser der Schraube thread diameter
	Durchmesser der Trennmesser diameter of separator		Breite des Grundgerätes width of basic unit		Stehbolzendurchmesser bolt diameter
	Abstand der Seitenbolzen distance of side screw		Höhe des Grundgerätes height of basic unit		Durchmesser des Spannfutters diameter of chuck
	Zugbolzenweite distance of side screw		Spannweite der Klemmbacken spread		Ventilfederspannweite spread of valve spring
	Zugbolzentiefe depth		Durchmesser der Flansche diameter of flanges		Bereich der Spannung voltage area
	Einsatztiefe effective depth		Kugellager ISO ball bearing ISO		Fördervolumen flow volume
	Länge der Innenauszieher length of internal		Innendurchmesser des Kugellagers inner diameter of ball bearings		nutzbares Ölvolument effective volume
	Anzahl Segmente number of segments		Maximalgewicht des Kugellagers maximum weight of ball bearing		Inhalt content
	Gewinde des Adapters (Werkstückseite) thread of adapter		Durchmesser des Kolbenringes diameter of piston ring		Kompatibel mit compatible with
	Gewinde des Adapters (Zugbolzen-seite) thread of adapter		Spanndurchmesser spread		Farbe color
	Anzahl der Adapter number of adapters		Spannhöhe height		Verpackungseinheit package unit
	Adapter Innensechskant inner hexagon drive (adapter)		Durchmesser des Sicherungs-Außenringes diameter of circlip (outer ring)		Gewicht weight



Safety and operating instructions

In general, tools may only be used in accordance with their purpose, in compliance with the conditions indicated and within the service life limitations.



Carry out regular checks of the condition of the tool and replace damaged or worn parts.



Always keep the pressure screw and cross-beam threads clean and well-oiled.



Before use, make sure you know how to properly operate the pulling tool, in compliance with the necessary safety precautions.



If you are even slightly uncertain about one of the points mentioned above, you should request clarification on tool operation.



Make sure the pulling tool is in perfect condition before use.



Verify that the tool is attached correctly and monitor the force used during the removal process.



Never exceed the load values specified for the tool. Check the application of the pulling force with mechanical pulling tools by using a torque wrench, and for pump-driven, hydraulic pulling tools, use a pressure gauge.



Always wear protective goggles and appropriate protective clothing.



Protect yourself with a protective tarp against jerky movements that are always possible with pulling tools and the part being pulled when doing extraction jobs.



Should overload, stiffness, etc., occur, stop the removal process and use a larger version of the corresponding series to complete the job.



Do not use any electrical or pneumatic servo screwdrivers or impact screwdrivers to operate pulling tools.



Do not use extensions to increase the transmitted torque.



Do not make any modifications to the products.



Because the strength properties of steel change under the influence of heat, pulling tools may not be heated when the parts to be pulled are heated.



Die optimierte Geometrie von Traverse und Gleitstücken sorgt für besonders leichtes Verschieben der Abzughaken auf der Traverse. The geometry of the cross-bar and sliding parts has been optimized to ensure particularly easy movement of the extractor jaws along the cross-bar.



Die Kreuzhaken garantieren maximale Stabilität der Aufhängung der Abzughaken im Gleitstück. The cross-jaws guarantee maximum stability for the mounted sliding parts and jaws.



Ermöglicht durch die Handstellrändel ein schnelles Lösen und Verschieben, der Abzughaken auf der Traverse, ohne Schraubenschlüssel. A manual adjustment knurl allows rapid loosening and adjusting of the extractor jaws without using a wrench.



Leichtes Drehen der Betätigungsmutter durch eingebautes Drucklager. Der Reibungswiderstand wird auf ein Minimum reduziert. The operating nut is easy to turn thanks to a built-in pressure bearing. Resistance from friction is reduced to a minimum.



Leichtgängige, selbstverstellbare Abzughaken mit innenliegender Federung. Smooth-running, self-adjusting spring-back jaws.



Automatische Selbstspannung und Selbstzentrierung der Abzughaken. Automatic tensioning and centering of the extractor jaws.



Durch das Drehen der Feststellschraube werden die Abzughaken zentrisch angespannt und greifen so fest um das abzuziehende Teil. Ein Bewegen oder Abrutschen wird so verhindert. By turning the locking bolt the jaws are centered and tensioned and therefore firmly grip the piece to be pulled off. This prevents the jaws moving or slipping off.



Einzigartiges, leichtes Zurückdrehen des Mutternsprenger-Meißels aus verformten oder gesprengten Muttern. Der Meißel bleibt nicht in der Mutter hängen. Unique, simple pullback of the nut splitter chisel to remove it from deformed or split nuts. The chisel does not get stuck in the nut.



Abziehwerte mit Hydraulikfunktion. Tools with hydraulic function.



Optimale Anpassung der Spindel an die Welle durch 2-seitige Spindelspitze. Optimal adjustment of the spindle to the shaft with 2-sided spindle top.





PACKAGING

UNBOXING



QR CODE WITH ADDITIONAL PRODUCT INFORMATION AND PRODUCT VIDEOS

SPINDLE HEAD

LASERED ARTICLE NUMBER

SECURITY LABEL

CROSS-BEAM

ARTICLE NUMBER

SPINDLE PROTECTION



PULLING HOOKS

GLIDE & FIX TECHNOLOGY

SPINDLE

SELF-HEALING CORROSION PROTECTION KUKKOATING FOR GALVANIZED PARTS.



KUKKO SPECIAL GREASE

TWO-SIDED SPINDLE TIP WITH SWITCH TECHNOLOGY

CLAWS



KUKKO Quality Tools Inc.

55 West Monroe Street
Suite 2900

Chicago, IL 60603

Phone: 312-544-0505

Fax: 312-544-0487

Mail: info@kukko-tools.com

Web: www.KUKKO-tools.com